

Portimao Endless Summer

Sorted on Laps

GT Winter Race Portimao

Portimao Circuit /POR 4,653 km

Race 2 - OFFICIAL


30.01.2020 17:20

Race (25:00 Time) started at 17:18:08

Pos	No.	Name	Nat	Car	Class	Laps	Total Tm	Diff	Gap	Best Tm	In Lap
1	52	Constantin SCHÖLL	AUT	AMG GT3	GTR	12	25:47.888			1:47.287	3
2	36	Michael JOOS	GER	Porsche GT3 Cup	Cup R	12	25:48.944	1.056	1.056	1:47.270	3
3	71	Adam GALAS	POL	KTM GTX	GTR	12	25:49.071	1.183	0.127	1:47.496	4
4	15	Evgeny KIREEV	RUS	AMG GT4	GTS	12	26:20.558	32.670	31.487	1:53.542	3
5	75	Dennis RICHTER	GER	Cayman GT4 CS	GTS	12	26:21.265	33.377	0.707	1:55.591	7
6	79	Sebastian HEILER	GER	KTM GT4	GTS	12	26:21.441	33.553	0.176	1:55.209	6
7	63	Paul FATYUSHIN	GER	Porsche Cayman GT4 Clubsport	GTS	12	26:22.277	34.389	0.836	1:56.057	3
8	53	Vladimir DRAGUNOV	RUS	Porsche 981 Cayman GT4 CS	GTS	12	26:22.834	34.946	0.557	1:56.047	4
9	44	Andrew LOWE	GBR	Radical SR1	Cup R	12	26:22.927	35.039	0.093	1:56.337	7
10	59	Sergey STOLYAROV	RUS	Porsche 981 Cayman GT4 CS	GTS	12	26:25.286	37.398	2.359	1:56.926	3
11	77	Danny HIRSCHAUER	GER	Porsche Cayman GT4 Clubsport	SW	11	26:03.243	1 Lap	1 Lap	2:02.767	2
12	62	Michael SELBACH	GER	BMW M240R	BMW Cup	11	26:04.400	1 Lap	1.157	2:03.115	5
13	54	Patrik GRÜTTER	SUI	BMW 240 IR	BMW Cup	11	26:06.260	1 Lap	1.860	2:04.781	11
14	56	Hanno LASKOWSKI	GER	Chevrolet Cruze	Cup F	10	26:51.356	2 Laps	1 Lap	2:29.238	10
Not classified											
DNF	61	Tim KOHMANN	GER	Porsche Cayman S	V	2	5:19.458	DNF		2:45.462	1

Announcements


Penalty 3 sec. Overtake under Yellow flag. Drivers #63, #79



Juan Antonio Pinero Ortiz  
COA 857



Michael Joos  
COA 656



Sebastian Heiler  
COA 521

Margin of Victory	Avg. Speed	Best Lap Tm	Best Speed	Best Lap by
1.056	129,855	1:47.270	156,149	36 - Michael JOOS

Timekeeping Juanb Antonio Pinero Ortiz /ESP

Orbits

Race Director

Sport Steward

www.raceresults.de - timekeeping by www.bike-promotion.com

Printed: 30.01.2020 18:33:04

POSTED AT 18:40h

www.mylaps.com

Licensed to: DT Bike Promotion FT GmbH

Portimao Endless Summer

Sorted on Laps

GT Winter Race Portimao

Portimao Circuit /POR 4,653 km

Race 2

30.01.2020 17:20

Race (25:00 Time) started at 17:18:08

Pos	No.	Name	Nat	Car	Class	Laps	Total Tm	Diff	Gap	Best Tm	In Lap
<b>BMW Cup</b>											
1	62	Michael SELBACH	GER	BMW M240R	BMW Cup	11	26:04.400			2:03.115	5
2	54	Patrik GRÜTTER	SUI	BMW 240 IR	BMW Cup	11	26:06.260	1.860	1.860	2:04.781	11
<b>Cup F</b>											
1	56	Hanno LASKOWSKI	GER	Chevrolet Cruze	Cup F	10	26:51.356			2:29.238	10
<b>Cup R</b>											
1	36	Michael JOOS	GER	Porsche GT3 Cup	Cup R	12	25:48.944			1:47.270	3
2	44	Andrew LOWE	GBR	Radical SR1	Cup R	12	26:22.927	33.983	33.983	1:56.337	7
<b>GTR</b>											
1	52	Constantin SCHÖLL	AUT	AMG GT3	GTR	12	25:47.888			1:47.287	3
2	71	Adam GALAS	POL	KTM GTX	GTR	12	25:49.071	1.183	1.183	1:47.496	4
<b>GTS</b>											
1	15	Evgeny KIREEV	RUS	AMG GT4	GTS	12	26:20.558			1:53.542	3
2	75	Dennis RICHTER	GER	Cayman GT4 CS	GTS	12	26:21.265	0.707	0.707	1:55.591	7
3	79	Sebastian HELLER	GER	KTM GT4	GTS	12	26:21.441	0.883	0.176	1:55.209	6
4	63	Paul FATYUSHIN	GER	Porsche Cayman GT4 Clubsport	GTS	12	26:22.277	1.719	0.836	1:56.057	3
5	53	Vladimir DRAGUNOV	RUS	Porsche 981 Cayman GT4 CS	GTS	12	26:22.834	2.276	0.557	1:56.047	4
6	59	Sergey STOLYAROV	RUS	Porsche 981 Cayman GT4 CS	GTS	12	26:25.286	4.728	2.452	1:56.926	3
<b>SW</b>											
1	77	Danny HIRSCHAUER	GER	Porsche Cayman GT4 Clubsport	SW	11	26:03.243			2:02.767	2
<b>Not classified</b>											
DNF	61	Tim KOHMANN	GER	Porsche Cayman S	V	2	5:19.458	DNF		2:45.462	1

Announcements

Penalty3 sec. Overtake under Yellow flag. Drivers #63,#79

*Handwritten signature: Paul Fatyushin*

*Handwritten signature: Michael Joos*

*Handwritten signature: Michael Joos*

Margin of Victory

Avg. Speed

Best Lap Tm

Best Speed

Best Lap by

1.056

129,855

1:47.270

156,149

36 - Michael JOOS

Timekeeping Juanb Antonio Pinero Ortiz /ESP

Orbits

Race Director

Sport Steward

www.raceresults.de - timekeeping by www.bike-promotion.com

www.mylaps.com

Licensed to: DT Bike Promotion FT GmbH

Printed: 30.01.2020 18:33:42

Portimao Endless Summer

Lapchart

GT Winter Race Portimao

Portimao Circuit /POR 4,653 km

Race 2

30.01.2020 17:20

Race (25:00 Time) started at 17:18:08

Competitors		Laps												
		0	1	2	3	4	5	6	7	8	9	10	11	12
Constantin SCHÖLL (52)	1	52	36	36	36	36	36	36	36	36	36	36	36	52
Adam GALAS (71)	2	71	52	52	52	52	52	52	52	52	52	52	52	36
Michael JOOS (36)	3	36	71	71	71	71	71	71	71	71	71	71	71	71
Evgeny KIREEV (15)	4	15	15	15	15	15	15	15	15	15	15	15	79	79
Dennis RICHTER (75)	5	75	75	75	75	75	75	75	75	75	75	75	63	63
Vladimir DRAGUNOV (53)	6	53	63	63	63	63	63	63	63	63	63	63	15	15
Paul FATYUSHIN (63)	7	63	53	53	53	53	53	53	53	53	53	53	75	75
Andrew LOWE (44)	8	44	59	59	59	79	79	79	79	79	79	79	53	53
Sergey STOLYAROV (59)	9	59	44	44	79	59	59	59	44	44	44	44	44	44
Danny HIRSCHAUER (77)	10	77	79	79	44	44	44	44	59	59	59	59	59	59
Michael SELBACH (62)	11	62	77	77	77	77	77	77	77	77	77	77	77	77
Patrik GRÜTTER (54)	12	54	62	62	62	62	62	62	62	62	62	62	62	62
Tim KOHMANN (61)	13	61	54	54	54	54	54	54	54	54	54	54	54	54
Hanno LASKOWSKI (56)	14	56	56	56	56	56	56	56	56	56	56	56	56	56
Sebastian HEILER (79)	15	79	61	61										

## Portimao Endless Summer

GT Winter Race Portimao

Portimao Circuit /POR 4,653 km

Race 2

30.01.2020 17:20

Leaders report

No.	Name	Class	From Lap	To Lap	Total Laps	Total Tm
36	Michael JOOS	Cup R	1	11	11	23:54.015
52	Constantin SCHÖLL	GTR	12	12	1	0.000



## Portimao Endless Summer

## Sorted on Laps


GT Winter Race Portimao

Portimao Circuit /POR 4,653 km

Race 2

30.01.2020 17:20

Race (25:00 Time) started at 17:18:08



Pos	pic	No.	Name	Nat	Car	Class	Team	Laps	Total Tm	Diff	Gap	Best Tm
<b>BMW Cup</b>												
1	1	62	Michael SELBACH	GER	BMW M240iR	BMW Cup	East Racing	11	26:04.400			2:03.115
2	2	54	Patrik GRÜTTER	SUI	BMW 240 iR	BMW Cup	FK Performance	11	26:06.260	1.860	1.860	2:04.781
<b>Cup F</b>												
1	1	56	Hanno LASKOWSKI	GER	Chevrolet Cruze	Cup F	Pfister Racing	10	26:51.356			2:29.238
<b>Cup R</b>												
1	1	36	Michael JOOS	GER	Porsche GT3 Cup	Cup R	Joos Rennsporttechnik	12	25:48.944			1:47.270
2	2	44	Andrew LOWE	GBR	Radical SR1	Cup R	SPV Racing	12	26:22.927	33.983	33.983	1:56.337
<b>GTR</b>												
1	1	52	Constantin SCHOLL	AUT	AMG GT3	GTR	Team Zakspeed	12	25:47.888			1:47.287
2	2	71	Adam GALAS	POL	KTM GTX	GTR	Reiter Engineering	12	25:49.071	1.183	1.183	1:47.496
<b>GTS</b>												
1	1	15	Evgeny KIREEV	RUS	AMG GT4	GTS	Team Zakspeed	12	26:20.558			1:53.542
2	2	75	Dennis RICHTER	GER	Cayman GT4 CS	GTS	Burgmann Racing	12	26:21.265	0.707	0.707	1:55.591
3	3	79	Sebastian HELLER	GER	KTM GT4	GTS	Teichmann Racing	12	26:21.441	0.883	0.176	1:55.209
4	4	63	Paul FATYUSHIN	GER	Porsche Cayman GT4 Clubsport	GTS	Karsten Krämer Racing	12	26:22.277	1.719	0.836	1:56.057
5	5	53	Vladimir DRAGUNOV	RUS	Porsche 981 Cayman GT4 CS	GTS	Mathol Racing	12	26:22.834	2.276	0.557	1:56.047
6	6	59	Sergey STOLYAROV	RUS	Porsche 981 Cayman GT4 CS	GTS	Mathol Racing	12	26:25.286	4.728	2.452	1:56.926
<b>SW</b>												
1	1	77	Danny HIRSCHAUER	GER	Porsche Cayman GT4 Clubsport	SW	Karsten Krämer Racing	11	26:03.243			2:02.767
<b>Not classified</b>												
DNF	NF	61	Tim KOHMANN	GER	Porsche Cayman S	V	Mathol Racing	2	5:19.458	DNF		2:45.462

Timekeeping: Juanb Antonio Pipero Ortiz /ESP

Race Director

Sport Steward

www.raceresults.de - timekeeping by www.bike-promotion.com

Printed: 30.01.2020 18:34:21

www.mylaps.com

Licensed to: DT Bike Promotion FT GmbH

Orbits

## Portimao Endless Summer

GT Winter Race Portimao

Portimao Circuit /POR 4,653 km

Race 2

30.01.2020 17:20

Race (25:00 Time) started at 17:18:08

Lap	Time of Day	Lap Tm	Gap	S1 Tm	S2 Tm	S3 Tm	Lap	Time of Day	Lap Tm	Gap	S1 Tm	S2 Tm	S3 Tm
<b>(52) Constantin SCHÖLL</b>							<b>(15) Evgeny KREEV</b>						
1	17:20:02.179	1:53.150		38.002	35.570	<b>39.676</b>	9	17:37:02.451	2:50.657	+29.620	02.243	51.860	56.564
2	17:21:50.414	1:48.235	-4.915	33.343	34.978	39.910	10	17:39:56.241	2:53.790	+3.133	56.032	56.466	11.292
3	17:23:37.701	<b>1:47.267</b>	-0.948	<b>32.860</b>	<b>34.606</b>	39.818	11	17:42:29.986	2:33.745	-20.045	53.787	48.952	51.006
4	17:25:25.485	1:47.784	+0.497	33.020	34.967	39.775	12	17:44:27.466	1:57.480	-36.265	36.483	38.315	42.682
5	17:27:13.422	1:47.937	+0.153	33.203	35.043	39.685	<b>(75) Dennis RICHTER</b>						
6	17:29:01.401	1:47.979	+0.042	33.141	35.087	39.750	1	17:20:10.037	2:00.054		39.066	38.050	42.938
7	17:30:50.162	1:48.761	+0.782	33.464	34.909	40.385	2	17:22:06.327	1:56.290	-3.764	35.624	37.794	42.872
8	17:32:46.814	1:56.652	+7.891	33.411	35.280	47.960	3	17:24:02.792	1:56.465	+0.175	35.782	38.019	42.664
9	17:36:42.829	3:56.015	+1:58.363	27.657	13.980	14.366	4	17:25:58.650	1:55.858	-0.607	35.110	37.832	42.916
10	17:39:50.836	3:08.007	-48.008	07.669	57.712	12.618	5	17:27:54.569	1:55.919	+0.061	35.413	37.894	42.612
11	17:42:06.819	2:15.983	-52.024	47.322	41.155	47.489	6	17:29:50.633	1:56.064	+0.145	35.743	37.607	42.714
12	17:43:56.077	1:49.258	-26.725	34.354	35.194	39.701	7	17:31:46.224	<b>1:58.591</b>	-0.473	35.520	37.617	<b>42.484</b>
<b>(36) Michael JOOS</b>							8	17:33:33.258	2:07.034	+11.443	<b>35.090</b>	42.625	49.319
1	17:20:02.062	1:52.598		37.311	35.421	<b>39.866</b>	9	17:36:47.846	2:54.588	+47.554	42.138	59.727	12.723
2	17:21:49.617	1:47.555	-5.043	33.180	34.342	40.033	10	17:39:55.125	3:07.279	+12.691	08.595	67.311	11.373
3	17:23:36.887	<b>1:47.270</b>	-0.285	<b>33.009</b>	<b>34.313</b>	39.948	11	17:42:30.596	2:35.471	-31.808	53.261	49.044	53.166
4	17:25:24.971	1:48.084	+0.814	33.111	34.704	40.269	12	17:44:29.454	1:58.858	-36.613	37.896	38.027	42.935
5	17:27:12.651	1:47.680	-0.404	33.259	34.479	39.942	<b>(53) Vladimir DRAGUNOV</b>						
6	17:29:01.298	1:48.647	+0.967	33.638	34.658	40.351	1	17:20:11.942	2:01.846		40.854	38.124	42.868
7	17:30:50.084	1:48.786	+0.139	33.252	34.825	40.709	2	17:22:08.650	1:56.708	-5.138	35.730	38.053	42.925
8	17:32:46.541	1:56.457	+7.671	33.219	35.155	48.083	3	17:24:04.837	1:56.187	-0.521	35.495	37.776	42.916
9	17:36:42.263	3:55.722	+1:59.265	27.239	14.284	14.199	4	17:26:00.884	<b>1:56.047</b>	-0.140	35.547	37.637	42.963
10	17:39:50.031	3:07.768	-47.954	07.434	57.870	12.464	5	17:27:57.359	1:56.475	+0.428	35.476	37.971	43.028
11	17:42:06.566	2:16.535	-51.233	47.471	41.527	47.537	6	17:29:53.835	1:56.476	+0.001	<b>35.263</b>	38.000	43.213
12	17:43:57.133	1:50.567	-25.968	34.673	35.520	40.374	7	17:31:51.270	1:57.435	+0.959	35.869	37.605	43.961
<b>(71) Adam GALAS</b>							8	17:34:26.158	2:34.888	+37.453	41.113	53.427	10.348
1	17:20:03.438	1:54.245		38.621	35.300	40.279	9	17:37:05.750	2:39.592	+4.704	55.737	47.813	56.042
2	17:21:51.300	1:47.862	-6.383	33.314	34.685	39.815	10	17:39:56.668	2:50.918	+11.326	53.818	56.678	10.422
3	17:23:38.824	1:47.524	-0.338	33.213	34.677	<b>39.896</b>	11	17:42:31.573	2:34.905	-16.013	54.178	49.114	51.613
4	17:25:26.320	<b>1:47.496</b>	-0.028	<b>33.069</b>	<b>34.631</b>	39.766	12	17:44:31.023	1:59.450	-35.455	37.920	37.852	43.678
5	17:27:14.455	1:48.135	+0.639	<b>33.043</b>	34.922	40.121	<b>(44) Andrew LOWE</b>						
6	17:29:02.265	1:47.810	-0.325	33.202	34.921	39.642	1	17:20:13.177	2:02.459		41.050	38.489	42.902
7	17:30:50.667	1:48.402	+0.592	33.240	34.781	40.340	2	17:22:10.350	1:57.173	-5.286	35.913	38.269	42.973
8	17:32:47.775	1:57.108	+8.706	33.331	35.477	46.272	3	17:24:07.504	1:57.154	-0.019	35.809	37.979	43.350
9	17:36:43.799	3:56.024	+1:58.916	27.983	14.293	13.659	4	17:26:04.364	1:56.860	-0.294	36.312	37.439	43.082
10	17:39:52.112	3:08.313	-47.711	08.004	57.782	12.456	5	17:28:03.172	1:58.808	+1.948	36.863	38.768	43.159
11	17:42:07.445	2:15.333	-52.980	47.151	41.029	47.093	6	17:30:00.258	1:57.086	-1.722	<b>35.682</b>	37.889	43.500
12	17:43:57.260	1:49.815	-25.518	33.958	35.738	40.094	7	17:31:56.595	<b>1:56.337</b>	-0.749	35.904	37.922	42.494
<b>(79) Sebastian HEILER</b>							8	17:34:27.373	2:30.778	+34.441	44.287	47.807	58.657
1	17:20:15.707	2:01.367		39.824	38.439	43.043	9	17:37:06.759	2:39.386	+8.608	56.198	47.456	55.708
2	17:22:11.541	1:55.834	-5.533	36.345	37.726	<b>41.724</b>	10	17:39:57.710	2:50.951	+11.565	54.591	56.492	59.842
3	17:24:07.375	1:55.834		<b>35.403</b>	<b>37.629</b>	42.761	11	17:42:32.314	2:34.604	-16.347	54.140	49.844	50.596
4	17:26:03.353	1:55.978	+0.144	35.807	37.338	42.790	12	17:44:31.116	1:58.802	-35.802	37.974	37.924	42.890
5	17:27:59.323	1:55.970	-0.008	35.904	37.765	42.258	<b>(59) Sergey STOLYAROV</b>						
6	17:29:54.532	<b>1:55.209</b>	-0.761	35.749	37.164	42.255	1	17:20:12.725	2:01.880		40.618	38.255	43.007
7	17:31:51.559	1:57.027	+1.818	36.058	37.174	43.759	2	17:22:09.919	1:57.194	-4.686	35.832	38.320	43.042
8	17:34:26.647	2:35.088	+38.061	41.406	53.455	10.162	3	17:24:06.845	<b>1:56.926</b>	-0.268	35.727	37.896	43.303
9	17:37:06.073	2:39.426	+4.338	55.753	47.793	55.828	4	17:26:03.997	1:57.152	+0.226	35.565	37.657	43.930
10	17:39:57.168	2:51.095	+11.669	54.223	56.801	10.005							
11	17:42:29.436	2:32.268	-18.827	54.151	49.547	48.530							
12	17:44:26.630	1:57.194	-35.074	37.373	<b>37.064</b>	42.711							
<b>(63) Paul FATYUSHIN</b>													
1	17:20:11.255	2:00.689		39.327	38.253	43.109							
2	17:22:07.877	1:56.622	-4.067	36.080	37.839	42.703							
3	17:24:03.934	<b>1:56.057</b>	-0.565	35.514	<b>37.832</b>	42.711							
4	17:26:00.159	1:56.225	+0.168	35.701	37.864	<b>42.660</b>							
5	17:27:56.837	1:56.678	+0.453	35.752	37.848	43.078							
6	17:29:53.157	1:56.320	-0.358	<b>35.297</b>	37.929	43.094							
7	17:31:50.757	1:57.600	+1.280	35.762	37.883	43.955							
8	17:34:11.794	2:21.037	+23.437	35.675	39.968	15.394							

Timekeeping Juanb Antonio Pinero Ortiz /ESP

Orbits

Race Director

Sport Steward

www.raceresults.de - timekeeping by www.bike-promotion.com

www.mylaps.com

Licensed to: DT Bike Promotion FT GmbH

## Portimao Endless Summer

GT Winter Race Portimao

Portimao Circuit /POR 4,653 km

Race 2

30.01.2020 17:20

Race (25:00 Time) started at 17:18:08

Lap	Time of Day	Lap Tm	Gap	S1 Tm	S2 Tm	S3 Tm	Lap	Time of Day	Lap Tm	Gap	S1 Tm	S2 Tm	S3 Tm
5	17:28:02.832	1:58.835	+1.683	36.876	38.512	43.447							
6	17:30:00.136	1:57.304	-1.531	36.475	37.834	43.995							
7	17:31:57.754	1:57.618	+0.314	35.791	38.634	43.193							
8	17:34:27.907	2:30.153	+32.535	43.841	47.728	58.584							
9	17:37:07.050	2:39.143	+8.990	56.627	47.182	55.334							
10	17:39:58.350	2:51.300	+12.157	55.446	56.278	59.576							
11	17:42:32.495	2:34.145	-17.155	54.143	49.711	50.291							
12	17:44:33.475	2:00.980	-33.165	37.735	39.502	43.743							

(77) Danny HIRSCHAUER

1	17:20:17.818	2:06.798		41.893	39.197	45.667							
2	17:22:20.585	2:02.767	-4.031	37.129	39.350	46.159							
3	17:24:26.340	2:05.755	+2.988	38.429	40.441	46.749							
4	17:26:30.110	2:03.770	-1.986	37.981	39.386	46.272							
5	17:28:34.748	2:04.638	+0.868	38.276	39.769	46.463							
6	17:30:39.402	2:04.654	+0.016	37.661	40.400	46.466							
7	17:32:45.552	2:06.150	+1.496	37.830	39.478	48.719							
8	17:36:41.372	3:55.820	+1:49.670	:27.237	:14.307	14.050							
9	17:39:49.432	3:08.060	-47.760	:07.297	58.182	12.349							
10	17:42:06.662	2:17.230	-50.830	47.063	41.972	48.013							
11	17:44:11.432	2:04.770	-12.460	38.617	39.535	46.486							

(62) Michael SELBACH

1	17:20:20.767	2:09.346		42.367	41.441	45.538							
2	17:22:25.109	2:04.342	-5.004	38.374	40.462	45.506							
3	17:24:29.104	2:03.995	-0.347	38.325	40.367	45.303							
4	17:26:32.764	2:03.660	-0.335	38.025	40.407	45.228							
5	17:28:35.879	2:03.115	-0.545	37.911	40.118	45.086							
6	17:30:39.931	2:04.052	+0.937	37.823	40.426	45.803							
7	17:32:48.447	2:08.516	+4.464	38.030	40.644	49.842							
8	17:36:44.836	3:56.389	+1:47.873	:28.122	:14.332	13.935							
9	17:39:52.958	3:08.122	-48.267	:07.574	58.059	12.489							
10	17:42:08.507	2:15.549	-52.573	47.508	41.363	46.678							
11	17:44:12.589	2:04.082	-11.467	38.065	40.396	45.621							

(54) Patrik GRÜTTER

1	17:20:22.552	2:10.648		42.582	41.970	46.079							
2	17:22:28.762	2:06.210	-4.438	38.859	41.118	46.217							
3	17:24:34.364	2:05.602	-0.608	38.613	40.763	46.207							
4	17:26:40.627	2:06.263	+0.661	38.743	41.227	46.275							
5	17:28:45.769	2:05.142	-1.121	38.471	40.702	45.951							
6	17:30:52.053	2:06.284	+1.142	38.957	40.807	46.502							
7	17:32:59.125	2:07.072	+0.788	39.749	41.052	46.254							
8	17:36:45.618	3:46.493	+1:39.421	:18.525	:14.257	13.685							
9	17:39:53.424	3:07.806	-38.687	:07.851	57.884	12.040							
10	17:42:09.668	2:16.244	-51.562	47.929	41.278	47.013							
11	17:44:14.449	2:04.781	-11.463	38.140	40.642	45.983							

(56) Hanno LASKOWSKI

1	17:20:46.956	2:32.741		49.019	50.022	53.681							
2	17:23:17.305	2:30.349	-2.392	47.327	49.319	53.692							
3	17:25:48.073	2:30.768	+0.419	47.345	50.367	53.042							
4	17:28:17.532	2:29.459	-1.309	46.157	49.586	53.699							
5	17:30:48.106	2:30.574	+1.115	46.576	49.454	54.525							
6	17:33:18.813	2:30.707	+0.133	47.648	48.493	54.557							
7	17:36:46.071	3:27.258	+56.551	59.792	:14.466	12.981							
8	17:39:53.874	3:07.803	-19.455	:08.499	57.527	11.764							
9	17:42:30.307	2:36.433	-31.370	53.159	49.221	54.033							
10	17:44:59.545	2:29.238	-7.195	46.938	48.902	53.381							

(61) Tim KOHMANN

1	17:20:57.762	2:46.462		43.243	45.815	6.304							
p2	17:23:27.647	2:29.885	-15.577	38.405	41.244								

Timekeeping Juanb Antonio Pinero Ortiz /ESP

Orbits

Race Director

Sport Steward

www.raceresults.de - timekeeping by www.bike-promotion.com

www.mylaps.com

Licensed to: DT Bike Promotion FT GmbH