

DRIVERS' BRIEFING – R01 ALGARVE

IBERIAN
RACING FESTIVAL
ALGARVE

15 - 17 May

FOR FURTHER INFORMATION/PARA MAIS INFORMAÇÕES:
WWW.RACEREADY.PT

Game on for the new season!

Logos at the bottom of the banner include: A, RACE READY, FPAK, A, SUPER CARS, FPAK, SUPER CARS, FPAK, FPAK, FPAK, FPAK, FPAK, FPAK, S, and a red oval logo.





Live Timing

<https://livetiming.getraceresults.com/autodromodoalgarve>



Digital Noticeboard – Password = aiamotorclube

<https://webapp.sportity.com/channel/aiamotorclube>



Team Messaging Telegram Channel – Supercars Endurance
Stewards Summons, Decisions & Event Updates



FLAG SIGNALS



Chequered
End of race or practice session.



Yellow & Red Stripes
Slippery surface ahead.



Blue
To indicate that a quicker competitor is closing or trying to pass.



Black
Displayed with vehicle number on board to indicate driver must stop within one lap and report to the Clerk of the Course. A penalty of exclusion may be enforced.



Yellow
Danger, slow down sufficiently to ensure that full control of the vehicle can be retained. No overtaking.



Black with Orange Disc
Displayed with vehicle number on board to indicate mechanical problems of which the driver may be unaware. Driver must report to pits on the next lap.



Green
All clear, at the end of a danger area controlled by yellow flags. Also used to signal the start of a formation lap.



Black & White Diagonal
Shown with a number board to warn a driver his track conduct is causing concern




Red
Immediately cease driving at racing speed and proceed slowly, without overtaking, and with maximum caution to pits or startline. Be prepared to stop if track is blocked.



White
A service car or slow moving vehicle is on the circuit. The white flag will be waved to indicate the sector the slow moving vehicle is in.



SAFETY CAR



- Safety car procedure: yellow flags and SC boards in all marshal posts
- Overtaking is forbidden until you cross the finish line at the end of the procedure.
- SC turns off lights at T12 . **When the SC turns off lights all signalling will be removed and a green flag will be displayed at the finish line.**
- If it's deployed during the last lap, it will enter the pit lane and all the cars will take the chequered flag without overtaking.



RED FLAG



- All marshal posts will wave RED FLAGS, time remaining will not stop.
- **Reduce your speed (*ideal speed approx. 80kph*), overtaking is forbidden.**
- **During Qualy the fast lane will remain open.**
- **During the race:** all cars to the pit lane, stop in the fast lane in the order you arrive.
 - Cars can be worked, the work must not impede the resumption of the race
 - **Restart order according to 30.3 a)**
 - **Less than 2 completed laps → original grid order**
 - **More than 2 completed laps -> last timekeeping point**
- If we can restart, we will do it behind SC with a minimum warning of 10'.
- Same countdown as the starting procedure



FCY PROCEDURE



FCY

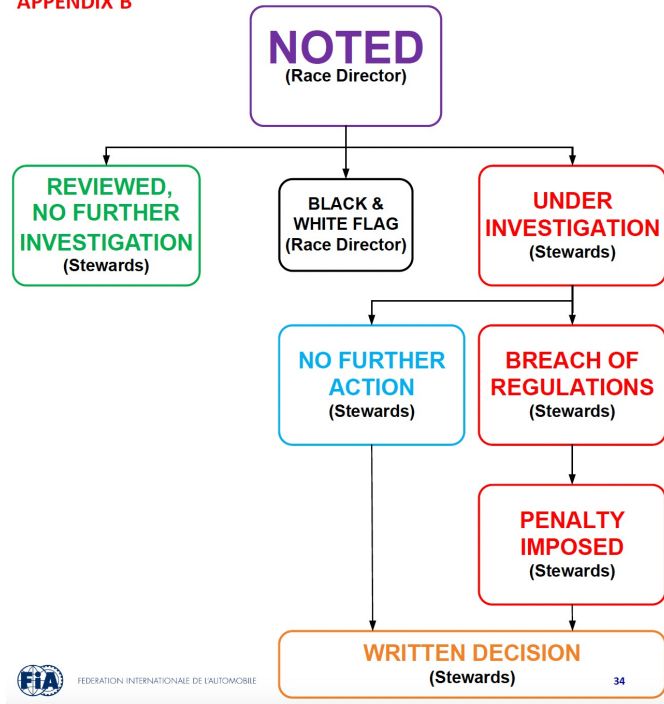
- Usually it will be a short procedure (*FE - collecting small debris*)
- Only to be used in private test and qualifying
- 80 kph - no overtaking keeping the gap to the car in front



HOW INCIDENTS ARE REPORTED / REVIEWED

DECISION MAKING PROCESS OVERVIEW

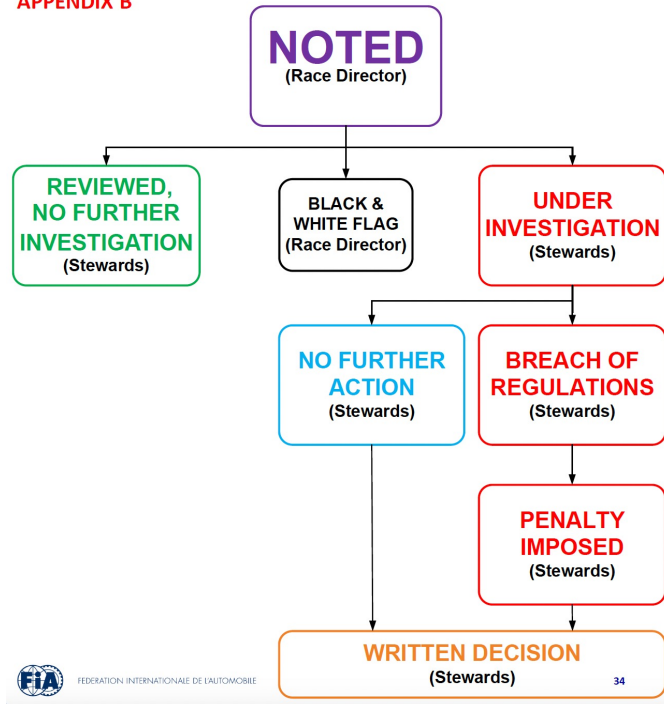
APPENDIX B



HOW INCIDENTS ARE REPORTED / REVIEWED

DECISION MAKING PROCESS OVERVIEW

APPENDIX B

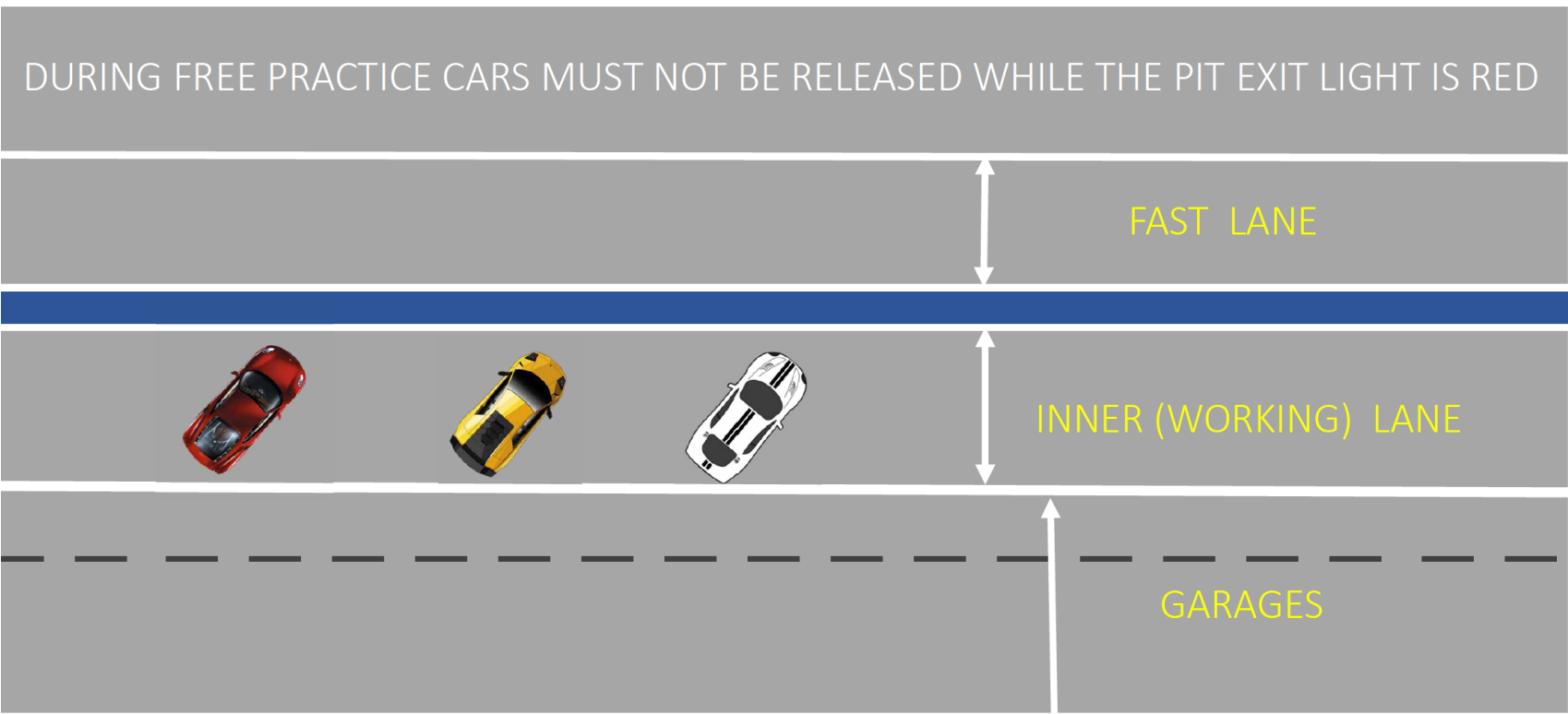


You can also report incidents through enquiry forms:

- The form must be correctly and accurately written, containing all details relevant for the investigation and delivered to the Race Director
- **Submitted up to 30 minutes after the checkered flag is presented;**
- Must involve directly the car that is submitting the Enquiry Form;
- **Only 2 enquiries are allowed per car/season;**
- **All enquiries not properly filled or about incidents with other cars or under investigation are not accepted and, therefore, dismissed;**
- The decision of dismissal or of a “No Further Investigation needed” is not subject to protest, right of review or appeal;
- All decisions regarding penalties applied will be subject to Art. 14 and 15 of the ISC and other applicable prescriptions and regulations.



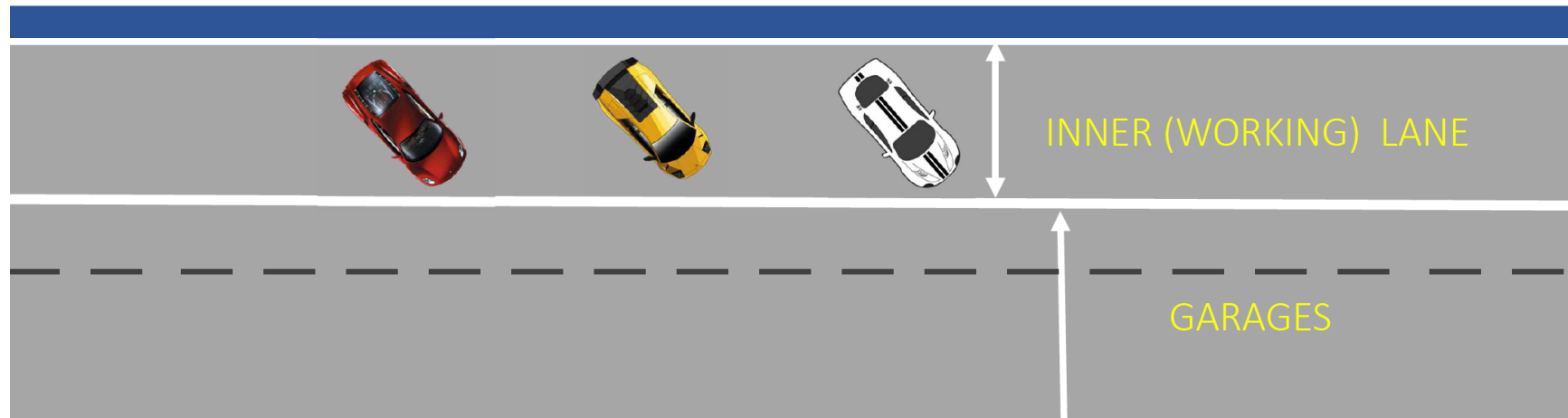
PIT LANE POSITIONING BEFORE THE SESSION



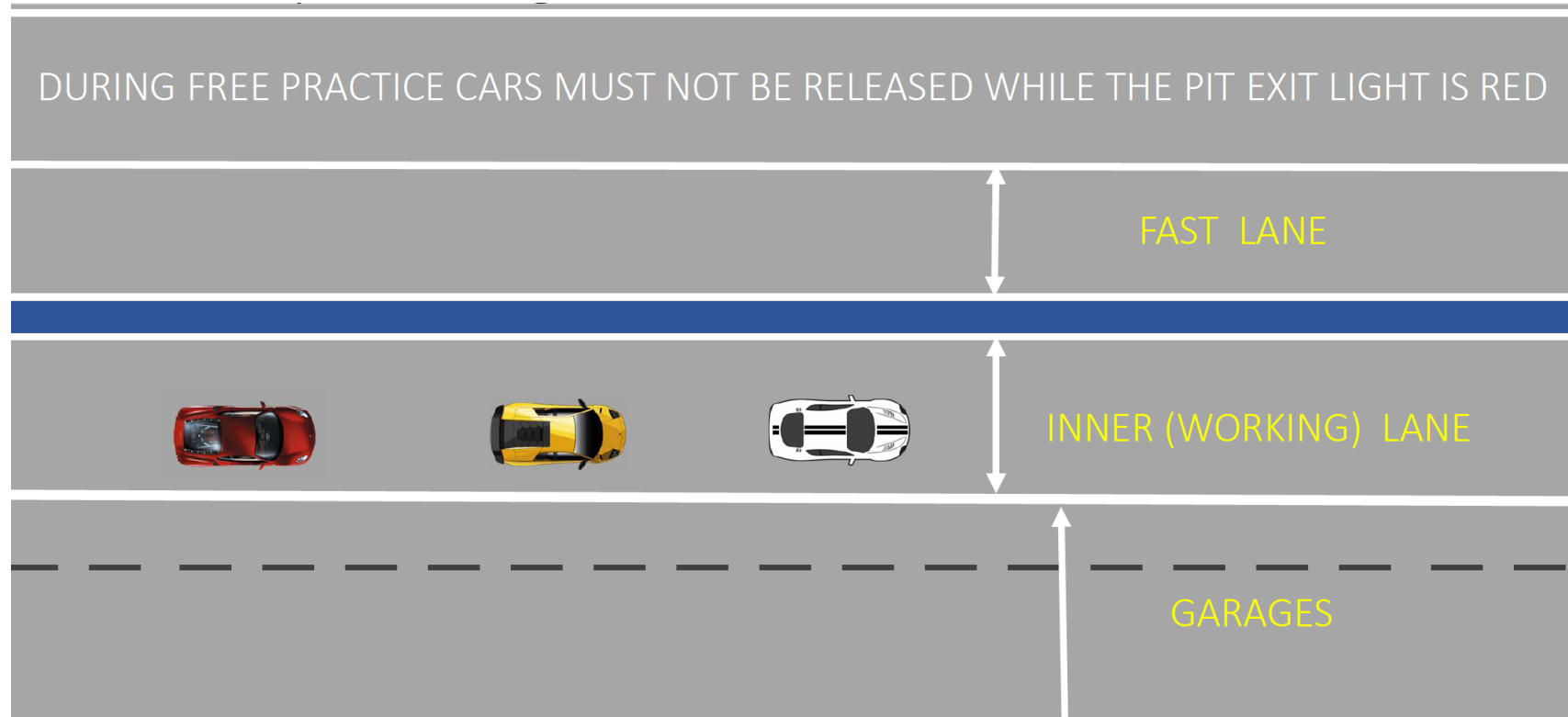
PIT LANE POSITIONING AFTER Q1

CARS MUST BE PUSHED BACK (NEVER DRIVEN) BY AT LEAST 2 TEAM PERSONNEL

FAST LANE REMAINS OPEN DURING THE INTERVAL BETWEEN Q1 AND Q2






PIT LANE POSITIONING DURING THE SESSION



TRACK LIMITS

KERBS WILL BE ACCEPTED AS PART OF THE TRACK, AT LEAST A PART OF THE CAR IN CONTACT WITH THE KERB.

THERE WILL BE A CAMERA SYSTEM AT TURNS 1-4-5-15 AND JUDGES OF FACT CONTROL AT THE REST OF THE TRACK.



TRACK LIMITS PENALTIES

- During all sessions all lap times achieved out of track limits will be deleted.
- Track limits at T15 will delete current and next lap.
- During the race
- 3 track limits **reported** infringements – warning flag (*shown on monitors*)
- 5 track limits **reported** infringements – 5 sec time penalty added to race time.
- If the drivers keep abusing the track limits the stewards can apply other penalties.
- All track limit information can be found in timing page 6.



TRACK LIMITS INFO PAGE 6

TL TIME	STAR...	NAME	PENALTY TYPE	PREDICTED LAP	LAP	TURN	LAP TIME	TOTAL
15:56	15	NM Racing Team	Disallow Current Lap	26		T4	Completing la	14
15:55	007	COMTOYOU RACING	Disallow Current Lap	25		T1	Completing la	8
15:55	108	Iron Lynx	Disallow Current Lap	25		T1	Completing la	7
15:54	15	NM Racing Team	Disallow Current Lap	25	25	T5	01:53.639	14
15:53	17	AF Motorsport	Disallow Current Lap	24	24	T5	01:45.919	30
15:53	17	AF Motorsport	Disallow Current Lap	24	24	T4	01:45.919	30
15:53	911	LMR Motorsport	Disallow Current Lap	25	25	T4	01:47.679	10
15:53	007	COMTOYOU RACING	Disallow Current&Next Lap	23	23	T15	01:46.114	8
15:53	007	COMTOYOU RACING	Disallow Current&Next Lap	24	24	T15	01:47.145	8
15:53	23	Team RaceStreaming	Disallow Current Lap	26	26	T5	02:01.134	14
15:53	23	Team RaceStreaming	Disallow Current Lap	26	26	T4	02:01.134	14
15:52	15	NM Racing Team	Disallow Current Lap	24	24	T5	01:53.920	14
15:52	007	COMTOYOU RACING	Disallow Current Lap	23	23	T4	01:46.114	8



TIMETABLE GT4

FRIDAY: 15th May 2026

PRIVATE TESTING: 09:00 – 10:00 60 minutes

PRIVATE TESTING: 12:30 – 13:30 60 minutes

PRIVATE PRACTICE: 16:10 – 16:50 40 minutes



TIMETABLE GT4

SATURDAY: 16th May 2026

QUALIFYING 1: 11:55 – 12:10 15 minutes (driver 1)

QUALIFYING 2: 12:15 – 12:30 15 minutes (driver 2)

RACE 1:

Pit Lane Open: 17:25

Pit Lane Closed: 17:30

Green Flag: 17:40

Rolling Start: 17:45 approx.

Race 1: 50 minutes Rolling start

BASIC HANDICAP 120 seconds

Pit window open from 20' until 29'59'' racing time

SUNDAY: 17th May 2026

RACE 2:

Pit Lane Open: 13:45

Pit Lane Closed: 13:50

Green Flag: 14:00

Rolling Start: 14:05 approx.

Race 2: 50 minutes Rolling start

BASIC HANDICAP 120 seconds

Pit window open from 20' until 29'59'' racing time



TIMETABLE GTC / TC

FRIDAY: 15th May 2026

PRIVATE TESTING: 10:05-11:05 60 minutes

PRIVATE TESTING: 14:35-15:35 60 minutes

PRIVATE PRACTICE: 17:20-18:00 40 minutes



TIMETABLE GTC / TC

SATURDAY: 16th May 2026

QUALIFYING 1: 11:15-11:30 15 minutes (driver 1)

QUALIFYING 2: 11:35-11:50 15 minutes (driver 2)

RACE 1:

Pit Lane Open: 16:10

Pit Lane Closed: 16:15

Green Flag: 16:25

Rolling Start: 16:30 approx.

Race 1: 50 minutes Rolling start

BASIC HANDICAP 120 seconds

Pit window open from 20' until 29'59'' racing time

SUNDAY: 17th May 2026

RACE 2:

Pit Lane Open: 12:30

Pit Lane Closed: 12:35

Green Flag: 12:45

Rolling Start: 12:50 approx.

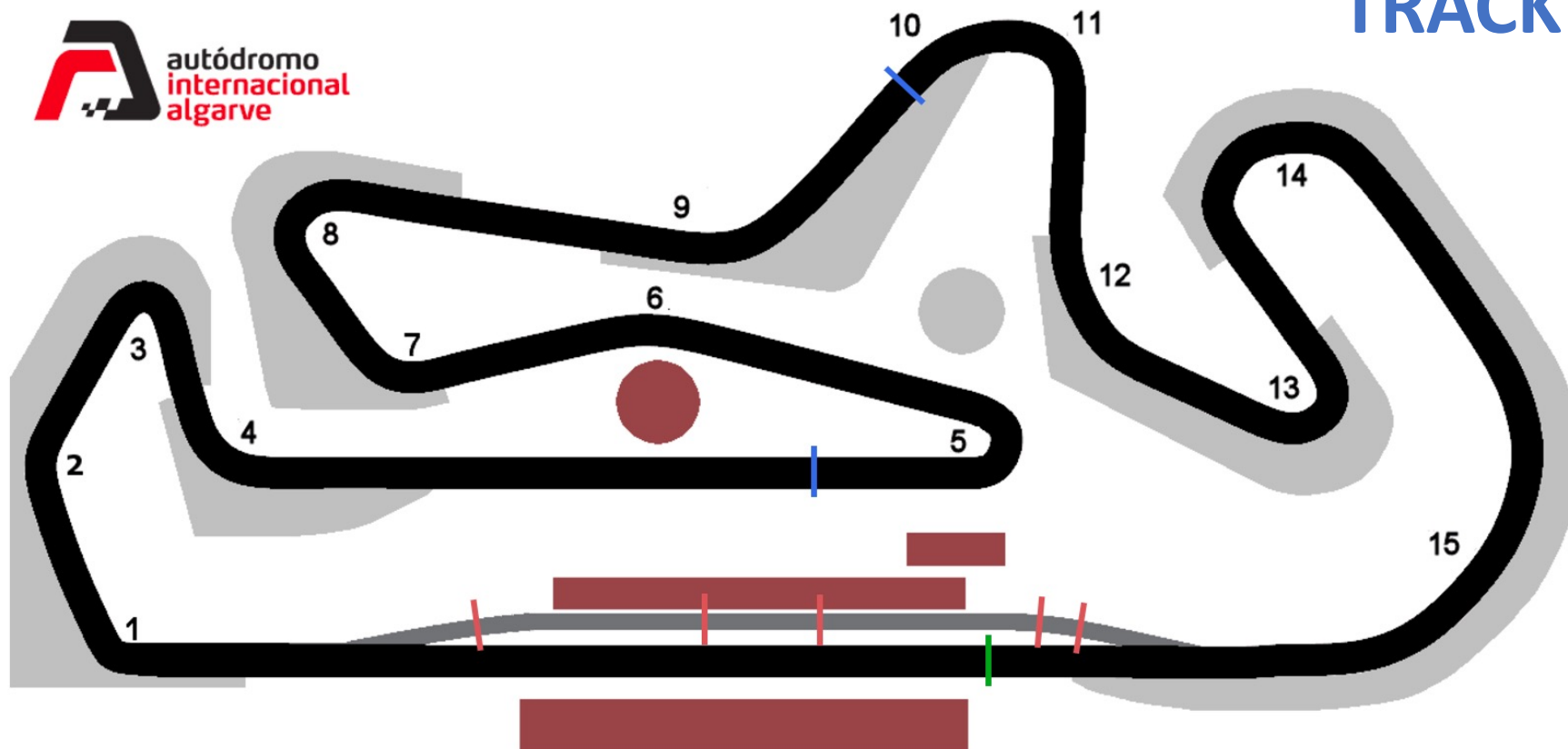
Race 2: 50 minutes Rolling start

BASIC HANDICAP 120 seconds


Pit window open from 20' until 29'59'' racing time



TRACK MAP



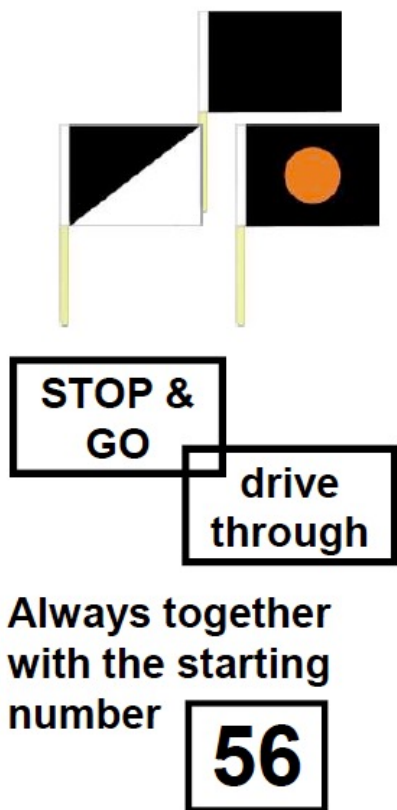
FINISH LINE



START LINE AND LIGHTS



RACE CONTROL SIGNALING POST



SPEED LIMIT



PIT EXIT LIGHTS



SC LINE 1 & PIT ENTRY



SC LINE 2 & PIT EXIT WHITE LINE



OPENINGS TO SERVICE ROADS



PENALTY AREA



PIT LANE RULES

- Maximum speed 60kph
- The tyres, guns and material is allowed in the inner lane of the pits the lap when the car is coming to pits.
- **IN QUALIFYING AND RACES ONCE THE CAR HAS LEFT THE GARAGE ALL REPAIRS MUST BE DONE IN THE INNER LANE.**
- During the starting procedure, the inner lane must be free of any material




QUALIFYING

- Two sessions of 15 minutes. Qualifying 1 is for driver 1 and Qualifying 2 is for driver 2.
- **Before the start of Q1 cars will be placed in the fast lane the order of the results of the last private practice.**
- From the start of the Qualifying 1, the parc-fermé regime will apply and no work may be done on the cars, except driver and tyre changes. No laptop or computer may be connected to the car, nor may any data transfer be carried out.
- **Red flag, fast lane will remain open, ready to re-start if possible.**
- **In between Q1 and Q2 cars can wait in the fast lane before green.**




STARTING PROCEDURE

- **No laps through the pit lane are allowed, straight from pit lane to the grid.**
- Countdown will be by means of boards
(10', 5', 3' **tyres mounted car on the ground**,
1' **engine on and no work in the car** and 15'')
- Start will be from RED to OFF, when the lights are OFF you can:
 - Break the formation
 - Start overtaking




STARTING PROCEDURE

- If we need an extra formation lap:
 - Extra formation lap board shown at the grid
 - Lights in red + abort lights + marshals with YF
 - If there is no leading the pole car dictates the pace
- If we need to delay the start:
 - Starting procedure will restart with the 5' board
 - Race distance will be the same



STARTING PROCEDURE

- Grid formation from turn 13.
- **Two rows of cars following the grid boxes moving in parallel position.**
- Any car breaking the formation or overtaking before the signal will be reported to the stewards.



STARTING PROCEDURE



MANDATORY PIT STOP

- Maximum 3 people working in the car. Car controller (4th person) can only look.
- Driver out can help the driver in
- Material and driver in can only be out in the working lane once the car is stopped in place.
- **It's not allowed to enter the pit lane behind the SC, all drivers will need to cross the green flag on track once before entering.**
- As a general rule no participant is allowed into pit lane to carry out the mandatory pit stop while the race is neutralised or suspended. If the SC procedure is initiated during the driver change window, **the Race Director may, after a few laps with the field circulating behind the SC, reopen the driver change window.**



CHANGE OF TYRES IN CASE OF CHANGE OF WEATHER CONDITIONS

- That stop has to be minimum of 2 minutes
- **It is not allowed to change tyres at the same stop as the handicap**

CHANGE OF A PUNCTURED TYRE

- The technical delegate must be informed, he must see the tyre.
- There's no minimum time for the stop.
- If the scrutineers say that the tyre was not punctured there will be a penalty from the stewards.





QUESTIONS?

ne.santamaria@gmail.com

+34 664 400 960

stewards.iberiansupercars@gmail.com

THANKS FOR YOUR ATTENTION

