Real Federación Española de Automovilismo

GT SPORT ORGANIZACION

INTERNATIONAL GT OPEN

Round 1

Autódromo Internacional Algarve

25th – 27th April 2025

Results booklet

Provided by Cronococa S.L.
www.cronococa.com

2025 INTERNATIONAL SERIES
SANCTIONED BY THE FIA

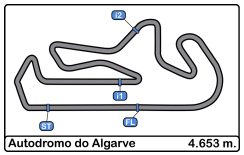

Autodromo Int. do Algarve
International GT Open
Private test - 1
Provisional Results

Cls	Nº	Entrant/Team	Nat	Driver 1	Nat	Driver 2	Nat	Vehicle	Cat	Cls	Laps	Best	Time	Gap	Interval	Km/h
1	30	Car Collection Motorsport	DEU	Hash	USA	Alex Fontana	CHE	Porsche 911 GT3 R (992)	PROAM	1	28	8	1:41.513			165.0
2	65	Team Motopark	DEU	Heiko Neumann	DEU	Lukas Dunner	AUT	Mercedes AMG GT3 EVO	PROAM	2	23	21	1:41.708	0.195	0.195	164.6
3	9	GetSpeed	DEU	Anthony Bartone	USA	Fabian Schiller	DEU	Mercedes AMG GT3 EVO	PRO	1	27	23	1:41.998	0.485	0.290	164.2
4	18	Dinamic GT	ITA	Alexey Nesov	ND	Maksim Kizilov	ND	Porsche 911 GT3 R (992)	PRO	2	24	23	1:42.350	0.837	0.352	163.6
5	11	Team Motopark	DEU	Levente Révész	HUN	Matteo Cairoli	ITA	Mercedes AMG GT3 EVO	PRO	3	20	18	1:42.372	0.859	0.022	163.6
6	1	Eastalent Racing	AUT	Simon Reicher	AUT	Christopher Haase	DEU	Audi R8 LMS GT3 EVO II	PRO	4	28	3	1:42.488	0.975	0.116	163.4
7	777	Olimp Racing	POL	Marcin Jedliński	POL	Karol Basz	POL	Ferrari 296 GT3	PROAM	3	23	7	1:42.609	1.096	0.121	163.2
8	33	Greystone GT	GBR	Dean Macdonald	GBR	James Kell	GBR	McLaren 720S GT3 EVO	PRO	5	26	19	1:42.626	1.113	0.017	163.2
9	55	AF Corse	ITA	Laurent De Meeus	BEL	Vincent Abril	FRA	Ferrari 296 GT3	PROAM	4	23	11	1:42.644	1.131	0.018	163.1
10	75	Team ISR	CZE	Filip Salaquarda	CZE	Libor Milota	CZE	Audi R8 LMS GT3 EVO II	PROAM	5	23	3	1:42.750	1.237	0.106	163.0
11	51	AF Corse	ITA	Carl Bennett	THA	Tommaso Mosca	ITA	Ferrari 296 GT3	PRO	6	27	24	1:42.824	1.311	0.074	162.9
12	13	Team Motopark	DEU	Robert Visoiu	ROU	Niklas Krütten	DEU	Mercedes AMG GT3 EVO	PRO	7	26	4	1:42.860	1.347	0.036	162.8
13	4	Optimum Motorsport	GBR	Michael Porter	GBR	Zac Meakin	GBR	McLaren 720S GT3 EVO	PRO	8	26	12	1:42.922	1.409	0.062	162.7
14	5	Olimp Racing	POL	Stanislaw Jedliński	POL	Krystian Korzeniowski	POL	Ferrari 296 GT3	AM	1	20	6	1:42.942	1.429	0.020	162.7
15	80	Mertel Motorsport	DEU	Luca Ludwig	DEU	Iván Velasco	ESP	Ferrari 488 GT3 Evo	PROAM	6	20	9	1:43.001	1.488	0.059	162.6
16	17	Elite Motorsport with Entire Race Engineering	GBR	Tom Lebbon	GBR	Tom Emson	GBR	Ferrari 296 GT3	PRO	9	24	22	1:43.159	1.646	0.158	162.3
17	82	GetSpeed	DEU	Marcelo Ramírez	MEX	Ralf Aron	EST	Mercedes AMG GT3 EVO	PRO	10	20	4	1:43.310	1.797	0.151	162.1
18	6	GetSpeed	DEU	Steve Jans	LUX	Aaron Walker	GBR	Mercedes AMG GT3 EVO	PROAM	7	25	21	1:43.511	1.998	0.201	161.8
19	79	Tsunami RT	SMR	Johannes Zelger	ITA	Fabio Babini	ITA	Porsche 911 GT3 R (992)	PROAM	8	20	17	1:43.519	2.006	0.008	161.8
20	188	Garage 59	GBR	Mark Sansom	GBR	Miguel Ramos	PRT	McLaren 720S GT3 EVO	AM	2	25	21	1:43.588	2.075	0.069	161.7
21	63	Oregon Team	ITA	Antoine Doquin	FRA	Artem Petrov	ISR	Lamborghini Huracán GT3 EVO2	PRO	11	28	12	1:43.687	2.174	0.099	161.5
22	28	BDR Competition / BDR Grupo Prom Racing Team	BEL	Amaury Bonduel	FRA	Luis Michael Dörrbecker	MEX	Mercedes AMG GT3 EVO	PRO	12	21	11	1:43.789	2.276	0.102	161.3
23	21	AF Corse	ITA	Gino Forgione	CHE	Michele Rugolo	ITA	Ferrari 296 GT3	AM	3	23	6	1:44.007	2.494	0.218	161.0
24	10	Iron Lynx	ITA	Brenton Grove	AUS	Stephen Grove	AUS	Mercedes AMG GT3 EVO	PROAM	9	28	8	1:44.189	2.676	0.182	160.7
25	26	Sainteloc Racing	FRA	Michael Blanchemain	FRA	Marcus Påverud	NOR	Audi R8 LMS GT3 EVO II	PROAM	10	10	3	1:45.031	3.518	0.842	159.4
26	86	Team Thor	ISL	Audunn Gudmundsson	ISL	Thorvaldur Gissurarson	ISL	Porsche 911 GT3 R (992)	AM	4	23	21	1:45.293	3.780	0.262	159.0
27	19	Oregon Team	ITA	Robin Rogalski	POL	Filip Ugran	ROU	Lamborghini Huracán GT3 EVO2	PRO	13	26	12	1:45.448	3.935	0.155	158.8
28	77	BDR Competition / BDR Grupo Prom Racing Team	BEL	Alfredo Hernández	MEX			Mercedes AMG GT3 EVO	AM	5	16	15	1:51.957	10.444	6.509	149.6

Published at:.....

Track Temp: **33.0 °C** Air Temp: **26.6 °C** Humidity: **40 %** Track Status: **DRY**

Race Director:

Timekeeper:

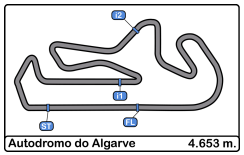

Autodromo Int. do Algarve
International GT Open
Private test - 1
Provisional Results by Category

PROAM

Cls	Nº	Entrant/Team	Nat	Driver 1	Nat	Driver 2	Nat	Vehicle	Cat	Cls	Laps	Best	Time	Gap	Interval	Km/h
1	30	Car Collection Motorsport	DEU	Hash	USA	Alex Fontana	CHE	Porsche 911 GT3 R (992)	PROAM	1	28	8	1:41.513			165.0
2	65	Team Motopark	DEU	Heiko Neumann	DEU	Lukas Dunner	AUT	Mercedes AMG GT3 EVO	PROAM	2	23	21	1:41.708	0.195	0.195	164.6
3	777	Olimp Racing	POL	Marcin Jedliński	POL	Karol Basz	POL	Ferrari 296 GT3	PROAM	3	23	7	1:42.609	1.096	0.901	163.2
4	55	AF Corse	ITA	Laurent De Meeus	BEL	Vincent Abril	FRA	Ferrari 296 GT3	PROAM	4	23	11	1:42.644	1.131	0.035	163.1
5	75	Team ISR	CZE	Filip Salaquarda	CZE	Libor Milota	CZE	Audi R8 LMS GT3 EVO II	PROAM	5	23	3	1:42.750	1.237	0.106	163.0
6	80	Mertel Motorsport	DEU	Luca Ludwig	DEU	Iván Velasco	ESP	Ferrari 488 GT3 Evo	PROAM	6	20	9	1:43.001	1.488	0.251	162.6
7	6	GetSpeed	DEU	Steve Jans	LUX	Aaron Walker	GBR	Mercedes AMG GT3 EVO	PROAM	7	25	21	1:43.511	1.998	0.510	161.8
8	79	Tsunami RT	SMR	Johannes Zelger	ITA	Fabio Babini	ITA	Porsche 911 GT3 R (992)	PROAM	8	20	17	1:43.519	2.006	0.008	161.8
9	10	Iron Lynx	ITA	Brenton Grove	AUS	Stephen Grove	AUS	Mercedes AMG GT3 EVO	PROAM	9	28	8	1:44.189	2.676	0.670	160.7
10	26	Sainteloc Racing	FRA	Michael Blanchemain	FRA	Marcus Påverud	NOR	Audi R8 LMS GT3 EVO II	PROAM	10	10	3	1:45.031	3.518	0.842	159.4

PRO

Cls	Nº	Entrant/Team	Nat	Driver 1	Nat	Driver 2	Nat	Vehicle	Cat	Cls	Laps	Best	Time	Gap	Interval	Km/h
1	9	GetSpeed	DEU	Anthony Bartone	USA	Fabian Schiller	DEU	Mercedes AMG GT3 EVO	PRO	1	27	23	1:41.998			164.2
2	18	Dinamic GT	ITA	Alexey Nesov	NED	Maksim Kizilov	NED	Porsche 911 GT3 R (992)	PRO	2	24	23	1:42.350	0.352	0.352	163.6
3	11	Team Motopark	DEU	Levente Révész	HUN	Matteo Cairoli	ITA	Mercedes AMG GT3 EVO	PRO	3	20	18	1:42.372	0.374	0.022	163.6
4	1	Eastalent Racing	AUT	Simon Reicher	AUT	Christopher Haase	DEU	Audi R8 LMS GT3 EVO II	PRO	4	28	3	1:42.488	0.490	0.116	163.4
5	33	Greystone GT	GBR	Dean Macdonald	GBR	James Kell	GBR	McLaren 720S GT3 EVO	PRO	5	26	19	1:42.626	0.628	0.138	163.2
6	51	AF Corse	ITA	Carl Bennett	THA	Tommaso Mosca	ITA	Ferrari 296 GT3	PRO	6	27	24	1:42.824	0.826	0.198	162.9
7	13	Team Motopark	DEU	Robert Visoiu	ROU	Niklas Krütten	DEU	Mercedes AMG GT3 EVO	PRO	7	26	4	1:42.860	0.862	0.036	162.8
8	4	Optimum Motorsport	GBR	Michael Porter	GBR	Zac Meakin	GBR	McLaren 720S GT3 EVO	PRO	8	26	12	1:42.922	0.924	0.062	162.7
9	17	Elite Motorsport with Entire Race Engineering	GBR	Tom Lebbon	GBR	Tom Emson	GBR	Ferrari 296 GT3	PRO	9	24	22	1:43.159	1.161	0.237	162.3
10	82	GetSpeed	DEU	Marcelo Ramírez	MEX	Ralf Aron	EST	Mercedes AMG GT3 EVO	PRO	10	20	4	1:43.310	1.312	0.151	162.1
11	63	Oregon Team	ITA	Antoine Doquin	FRA	Artem Petrov	ISR	Lamborghini Huracán GT3 EVO2	PRO	11	28	12	1:43.687	1.689	0.377	161.5
12	28	BDR Competition / BDR Grupo Prom Racing Team	BEL	Amaury Bonduel	FRA	Luis Michael Dörrbecker	MEX	Mercedes AMG GT3 EVO	PRO	12	21	11	1:43.789	1.791	0.102	161.3
13	19	Oregon Team	ITA	Robin Rogalski	POL	Filip Ugran	ROU	Lamborghini Huracán GT3 EVO2	PRO	13	26	12	1:45.448	3.450	1.659	158.8

AM

Cls	Nº	Entrant/Team	Nat	Driver 1	Nat	Driver 2	Nat	Vehicle	Cat	Cls	Laps	Best	Time	Gap	Interval	Km/h
1	5	Olimp Racing	POL	Stanislaw Jedliński	POL	Krystian Korzeniowski	POL	Ferrari 296 GT3	AM	1	20	6	1:42.942			162.7
2	188	Garage 59	GBR	Mark Sansom	GBR	Miguel Ramos	PRT	McLaren 720S GT3 EVO	AM	2	25	21	1:43.588	0.646	0.646	161.7
3	21	AF Corse	ITA	Gino Forgione	CHE	Michele Rugolo	ITA	Ferrari 296 GT3	AM	3	23	6	1:44.007	1.065	0.419	161.0
4	86	Team Thor	ISL	Audunn Gudmundsson	ISL	Thorvaldur Gissurarson	ISL	Porsche 911 GT3 R (992)	AM	4	23	21	1:45.293	2.351	1.286	159.0

Published at:.....

Track Temp: **33.0 °C** Air Temp: **26.6 °C** Humidity: **40 %** Track Status: **DRY**

Race Director:

Timekeeper:

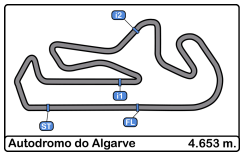

Autodromo Int. do Algarve
International GT Open
Private test - 1
Provisional Results by Category

AM

Cls	Nº	Entrant/Team	Nat	Driver 1	Nat	Driver 2	Nat	Vehicle	Cat	Cls	Laps	Best	Time	Gap	Interval	Km/h
5	**77**	BDR Competition / BDR Grupo Prom Racing Team	BEL	Alfredo Hernández	MEX			Mercedes AMG GT3 EVO	AM	5	16	**15**	**1:51.957**	9.015	6.664	149.6

Published at:.....

Track Temp: **33.0 °C** Air Temp: **26.6 °C** Humidity: **40 %** Track Status: **DRY**

Race Director:

Timekeeper:

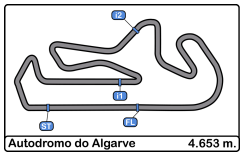

Autodromo Int. do Algarve
International GT Open
Private test - 1
Lap Analysis

1 — Simon Reicher — Audi R8 LMS GT3 EVO II
PRO — Christopher Haase — Eastalent Racing

Lap	D	Time	Sector 1	Sector 2	Sector 3	T. Spd	Elapsed
1		11:23:00.161	11:21:41.472	35.971	42.718		11:23:00.161
2		1:57.841	37.719	41.842	38.280	260.2	11:24:58.002
3		1:42.488	32.349	32.343	37.796	262.1	11:26:40.490
4		1:42.638	32.225	32.353	38.060	260.8	11:28:23.128
5		1:55.588	32.342	33.202	50.044	261.5	11:30:18.716
6		8:49.912	7:34.386	35.721	39.805		11:39:08.628
7		1:46.749	32.464	35.081	39.204	261.5	11:40:55.377
8		1:42.690	32.195	32.489	38.006	262.7	11:42:38.067
9		1:42.531	32.323	32.250	37.958	262.7	11:44:20.598
10		1:42.644	32.137	32.238	38.269	262.1	11:46:03.242
11		1:50.615	32.241	33.205	45.169	262.1	11:47:53.857
12		3:00.338	1:48.248	33.220	38.870		11:50:54.195
13		1:48.162	32.628	33.147	42.387	260.8	11:52:42.357
14		1:43.972	32.459	32.778	38.735	261.5	11:54:26.329
15		1:44.235	32.569	32.905	38.761	260.8	11:56:10.564
16		1:49.606	32.695	32.738	44.173	259.6	11:58:00.170
17		6:15.699	5:04.107	33.173	38.419		12:04:15.869
18		1:43.685	32.601	32.671	38.413	260.8	12:05:59.554
19		1:45.272	32.751	34.119	38.402	263.4	12:07:44.826
20		1:43.475	32.314	32.730	38.431	262.1	12:09:28.301
21		1:43.424	32.485	32.524	38.415	260.2	12:11:11.725
22		1:43.681	32.313	32.706	38.662	262.7	12:12:55.406
23		1:43.874	32.484	32.751	38.639	261.5	12:14:39.280
24		1:43.666	32.470	32.567	38.629	261.5	12:16:22.946
25		1:44.393	32.809	33.114	38.470	261.5	12:18:07.339
26		1:43.748	32.379	32.668	38.701	262.1	12:19:51.087
27		1:44.353	32.918	32.794	38.641	262.7	12:21:35.440
28		1:51.623	32.956	32.944	45.723	262.1	12:23:27.063

4 — Michael Porter — McLaren 720S GT3 EVO
PRO — Zac Meakin — Optimum Motorsport

Lap	D	Time	Sector 1	Sector 2	Sector 3	T. Spd	Elapsed
1		11:22:46.497	11:21:23.084	36.094	47.319		11:22:46.497
2		3:13.455	2:00.918	33.770	38.767		11:25:59.952
3		1:45.309	33.201	33.507	38.601	261.5	11:27:45.261
4		2:05.012	32.704	33.740	58.568	260.2	11:29:50.273
5		9:33.776	8:20.535	34.339	38.902		11:39:24.049
6		1:43.851	32.571	33.081	38.199	260.2	11:41:07.900
7		1:43.509	32.342	33.056	38.111	261.5	11:42:51.409
8		1:43.028	32.186	32.838	38.004	262.1	11:44:34.437
9		1:54.142	33.926	35.199	45.017	262.7	11:46:28.579
10		7:05.902	5:47.270	36.719	41.913		11:53:34.481
11		1:49.018	32.326	38.471	38.221	262.1	11:55:23.499
12		1:42.922	32.231	32.771	37.920	262.1	11:57:06.421
13		1:42.939	32.080	33.108	37.751	261.5	11:58:49.360
14		1:43.062	32.274	32.860	37.928	262.7	12:00:32.422
15		1:51.598	32.730	34.040	44.828	263.4	12:02:24.020
16		3:42.733	2:30.414	33.636	38.683		12:06:06.753
17		1:44.548	32.660	33.126	38.762	261.5	12:07:51.301
18		1:44.595	32.400	33.133	39.062	262.1	12:09:35.896
19		1:43.092	32.222	32.746	38.124	262.7	12:11:18.988
20		1:42.952	32.222	32.656	38.074	264.0	12:13:01.940
21		1:43.930	32.431	33.017	38.482	264.0	12:14:45.870
22		1:43.734	32.421	32.947	38.366	262.7	12:16:29.604
23		1:44.046	32.508	33.095	38.443	262.7	12:18:13.650
24		1:43.841	32.554	32.986	38.301	264.7	12:19:57.491
25		1:43.454	32.329	32.924	38.201	262.7	12:21:40.945
26		1:50.901	32.814	33.196	44.891	263.4	12:23:31.846

5 — Stanislaw Jedliński — Ferrari 296 GT3
AM — Krystian Korzeniowski — Olimp Racing

Lap	D	Time	Sector 1	Sector 2	Sector 3	T. Spd	Elapsed
1		11:23:36.794	11:22:17.744	34.287	44.763		11:23:36.794
2		4:19.549	3:08.128	33.222	38.199		11:27:56.343
3		2:20.644	32.438	33.178	1:15.028	262.7	11:30:16.987
4		8:56.789	7:45.701	32.851	38.237		11:39:13.776
5		1:44.993	32.851	33.678	38.464	263.4	11:40:58.769
6		1:42.942	32.428	32.714	37.800	263.4	11:42:41.711
7		1:44.142	32.215	32.903	39.024	265.3	11:44:25.853
8		1:49.089	32.681	32.973	43.435	258.9	11:46:14.942
9		9:07.855	7:50.845	32.962	44.048		11:55:22.797
10		5:42.900	4:20.608	38.384	43.908		12:01:05.697
11		1:56.671	35.438	37.173	44.060	252.9	12:03:02.368
12		1:53.855	35.094	36.197	42.564	253.5	12:04:56.223
13		1:53.388	35.113	35.606	42.669	254.1	12:06:49.611
14		1:53.998	34.920	35.914	43.164	254.7	12:08:43.609
15		1:52.727	35.185	35.216	42.326	253.5	12:10:36.336
16		1:54.301	35.592	36.340	42.369	248.8	12:12:30.637
17		1:55.324	35.155	36.384	43.785	250.5	12:14:25.961
18		1:53.489	35.276	36.206	42.007	250.5	12:16:19.450
19		1:53.124	34.889	36.199	42.036	257.7	12:18:12.574
20		2:10.729	36.515	39.049	55.165	257.1	12:20:23.303

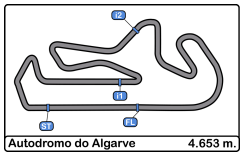

Autodromo Int. do Algarve
International GT Open
Private test - 1
Lap Analysis

6 — Steve Jans — Mercedes AMG GT3 EVO
PROAM — Aaron Walker — GetSpeed

Lap	D	Time	Sector 1	Sector 2	Sector 3	T. Spd	Elapsed
1		11:23:14.278	11:21:57.786	34.256	42.236		11:23:14.278
2		1:45.205	33.229	33.470	38.506	255.3	11:24:59.483
3		1:43.814	32.752	33.139	37.923	258.9	11:26:43.297
4		1:45.424	33.867	32.827	38.730	258.9	11:28:28.721
5		2:04.456	32.526	42.217	49.713	258.3	11:30:33.177
6		9:33.924	8:20.990	33.760	39.174		11:40:07.101
7		1:45.080	32.974	33.460	38.646	259.6	11:41:52.181
8		1:44.590	32.799	33.367	38.424	260.2	11:43:36.771
9		1:45.890	34.102	33.410	38.378	260.8	11:45:22.661
10		1:44.249	32.746	33.109	38.394	258.9	11:47:06.910
11		1:43.941	32.459	33.013	38.469	259.6	11:48:50.851
12		1:43.958	32.570	32.958	38.430	258.9	11:50:34.809
13		1:44.363	32.533	33.246	38.584	258.3	11:52:19.172
14		1:44.289	32.621	33.021	38.647	257.7	11:54:03.461
15		1:54.777	32.669	33.088	49.020	258.9	11:55:58.238
16		4:05.396	2:47.650	39.445	38.301		12:00:03.634
17		1:43.991	32.639	33.046	38.306	256.5	12:01:47.625
18		1:43.879	32.377	33.264	38.238	259.6	12:03:31.504
19		1:45.514	32.442	33.206	39.866	259.6	12:05:17.018
20		1:43.774	32.339	33.272	38.163	259.6	12:07:00.792
21		1:43.511	32.427	33.066	38.018	260.8	12:08:44.303
22		1:50.767	34.276	33.258	43.233	260.8	12:10:35.070
23		3:20.311	2:05.209	33.311	41.791		12:13:55.381
24		1:45.605	33.479	33.384	38.742	249.4	12:15:40.986
25		1:51.135	32.517	33.403	45.215	258.9	12:17:32.121

9 — Anthony Bartone — Mercedes AMG GT3 EVO
PRO — Fabian Schiller — GetSpeed

Lap	D	Time	Sector 1	Sector 2	Sector 3	T. Spd	Elapsed
1		11:23:30.103	11:22:17.654	33.657	38.792		11:23:30.103
2		1:43.720	32.606	32.831	38.283	258.9	11:25:13.823
3		1:43.677	32.282	33.134	38.261	261.5	11:26:57.500
4		1:43.927	33.169	32.787	37.971	261.5	11:28:41.427
5		2:14.595	33.818	41.141	59.636	262.1	11:30:56.022
6		7:21.033	6:05.344	34.483	41.206		11:38:17.055
7		1:47.899	34.922	33.968	39.009	258.3	11:40:04.954
8		1:45.831	33.707	33.524	38.600	261.5	11:41:50.785
9		1:44.898	32.771	33.345	38.782	260.8	11:43:35.683
10		1:44.630	32.788	33.323	38.519	264.0	11:45:20.313
11		1:44.419	32.425	33.518	38.476	260.8	11:47:04.732
12		1:44.130	32.771	33.198	38.161	261.5	11:48:48.862
13		1:43.785	32.404	33.047	38.334	261.5	11:50:32.647
14		1:55.177	33.858	34.823	46.496	262.1	11:52:27.824
15		4:33.866	3:21.429	33.858	38.579		11:57:01.690
16		1:43.631	32.399	33.165	38.067	260.2	11:58:45.321
17		1:43.536	32.304	33.108	38.124	261.5	12:00:28.857
18		1:47.204	32.601	34.611	39.992	263.4	12:02:16.061
19		1:44.049	32.896	32.896	38.257	262.7	12:04:00.110
20		1:49.294	32.517	33.208	43.569	262.7	12:05:49.404
21		5:42.547	4:27.020	33.746	41.781		12:11:31.951
22		1:42.953	32.230	32.570	38.153	260.8	12:13:14.904
23		1:41.998	31.838	32.405	37.755	262.7	12:14:56.902
24		1:42.254	31.757	32.596	37.901	264.0	12:16:39.156
25		1:51.628	34.459	37.097	40.072	263.4	12:18:30.784
26		1:42.500	31.998	32.617	37.885	262.1	12:20:13.284
27		1:54.297	32.599	33.570	48.128	258.9	12:22:07.581

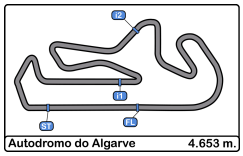

Autodromo Int. do Algarve
International GT Open
Private test - 1
Lap Analysis

10 — Brenton Grove — Mercedes AMG GT3 EVO
PROAM — Stephen Grove — Iron Lynx

Lap	D	Time	Sector 1	Sector 2	Sector 3	T. Spd	Elapsed
1		11:22:42.625	P 11:21:21.632	35.273	45.720		11:22:42.625
2		3:10.692	1:57.966	34.006	38.720		11:25:53.317
3		1:45.481	32.933	33.365	39.183	256.5	11:27:38.798
4		2:07.189	P 33.430	36.634	57.125	258.9	11:29:45.987
5		8:29.743	7:17.147	33.325	39.271		11:38:15.730
6		1:44.514	32.782	33.037	38.695	257.1	11:40:00.244
7		1:44.825	32.691	32.940	39.194	258.9	11:41:45.069
8		1:44.189	32.622	32.845	38.722	255.9	11:43:29.258
9		1:51.543	P 32.716	32.899	45.928	255.3	11:45:20.801
10		4:39.244	3:12.876	38.818	47.550		11:50:00.045
11		1:55.202	38.337	35.551	41.314	251.1	11:51:55.247
12		1:49.709	34.190	34.878	40.641	257.1	11:53:44.956
13		1:48.458	34.216	34.531	39.711	251.7	11:55:33.414
14		1:47.308	33.596	34.305	39.407	257.7	11:57:20.722
15		1:52.865	34.240	38.402	40.223	255.3	11:59:13.587
16		1:49.402	33.803	34.786	40.813	254.7	12:01:02.989
17		1:47.253	33.867	34.132	39.254	254.7	12:02:50.242
18		1:47.132	33.414	34.123	39.595	256.5	12:04:37.374
19		1:46.682	33.169	34.209	39.304	258.9	12:06:24.056
20		1:48.569	33.337	34.238	40.994	254.7	12:08:12.625
21		1:46.535	33.158	33.866	39.511	254.1	12:09:59.160
22		1:48.828	33.469	35.482	39.877	255.3	12:11:47.988
23		1:48.452	34.509	34.441	39.502	258.3	12:13:36.440
24		1:46.622	33.405	34.106	39.111	258.3	12:15:23.062
25		1:45.311	32.875	33.463	38.973	257.7	12:17:08.373
26		1:45.806	32.850	33.730	39.226	258.3	12:18:54.179
27		1:45.750	32.899	33.529	39.322	255.9	12:20:39.929
28		1:58.019	P 35.793	35.262	46.964	237.8	12:22:37.948

11 — Levente Révész — Mercedes AMG GT3 EVO
PRO — Matteo Cairoli — Team Motopark

Lap	D	Time	Sector 1	Sector 2	Sector 3	T. Spd	Elapsed
1		11:38:39.676	11:37:27.066	34.018	38.592		11:38:39.676
2		1:43.830	32.807	33.072	37.951	260.2	11:40:23.506
3		1:43.387	32.444	32.926	38.017	262.7	11:42:06.893
4		1:44.243	32.523	32.797	38.923	264.7	11:43:51.136
5		1:45.201	32.409	32.889	39.903	262.7	11:45:36.337
6		1:43.642	32.848	32.901	37.893	257.7	11:47:19.979
7		1:43.378	32.721	32.730	37.927	263.4	11:49:03.357
8		1:42.800	32.279	32.861	37.660	263.4	11:50:46.157
9		1:49.548	P 32.252	32.962	44.334	264.0	11:52:35.705
10		3:44.407	2:31.352	33.698	39.357		11:56:20.112
11		1:43.366	32.258	33.059	38.049	262.7	11:58:03.478
12		1:49.508	P 32.718	33.244	43.546	262.1	11:59:52.986
13		5:19.169	4:07.687	33.054	38.428		12:05:12.155
14		1:43.640	32.268	33.323	38.049	263.4	12:06:55.795
15		1:49.829	P 32.513	33.022	44.294	263.4	12:08:45.624
16		4:52.153	3:40.350	33.371	38.432		12:13:37.777
17		1:42.470	32.194	32.683	37.593	262.7	12:15:20.247
18		1:42.372	32.024	32.577	37.771	263.4	12:17:02.619
19		1:42.832	32.061	32.575	38.196	262.7	12:18:45.451
20		1:51.456	P 32.467	33.404	45.585	262.7	12:20:36.907

13 — Robert Visoiu — Mercedes AMG GT3 EVO
PRO — Niklas Krütten — Team Motopark

Lap	D	Time	Sector 1	Sector 2	Sector 3	T. Spd	Elapsed
1		11:22:22.050	11:21:06.065	33.541	42.444		11:22:22.050
2		1:43.571	32.487	32.793	38.291	260.8	11:24:05.621
3		1:43.646	32.632	32.944	38.070	258.9	11:25:49.267
4		1:42.860	32.199	32.793	37.868	261.5	11:27:32.127
5		1:53.366	P 32.395	33.758	47.213	262.7	11:29:25.493
6		8:36.758	7:21.992	34.981	39.785		11:38:02.251
7		1:45.255	32.930	33.486	38.839	258.9	11:39:47.506
8		1:44.888	32.652	33.867	38.369	260.8	11:41:32.394
9		1:43.483	32.335	33.162	37.986	262.7	11:43:15.877
10		1:49.244	32.460	36.758	40.026	262.1	11:45:05.121
11		1:44.756	32.482	33.266	39.008	260.8	11:46:49.877
12		1:51.471	P 32.175	33.395	45.901	262.1	11:48:41.348
13		8:58.047	7:46.823	33.300	37.924		11:57:39.395
14		1:43.706	32.540	33.050	38.116	260.2	11:59:23.101
15		1:43.547	32.851	32.838	37.858	260.8	12:01:06.648
16		1:46.331	34.278	33.928	38.125	262.7	12:02:52.979
17		1:46.866	34.939	33.040	38.887	262.1	12:04:39.845
18		1:47.563	32.345	32.901	42.317	263.4	12:06:27.408
19		1:49.004	P 32.263	32.767	43.974	263.4	12:08:16.412
20		4:26.118	3:10.705	34.323	41.090		12:12:42.530
21		1:44.063	32.418	32.996	38.649	261.5	12:14:26.593
22		1:45.071	33.016	33.339	38.716	263.4	12:16:11.664
23		1:44.041	32.423	33.316	38.302	262.7	12:17:55.705
24		1:44.072	32.728	32.988	38.356	262.7	12:19:39.777
25		1:53.524	35.601	36.547	41.376	262.1	12:21:33.301
26		1:53.326	P 32.708	33.325	47.293	259.6	12:23:26.627

17 — Tom Lebbon — Ferrari 296 GT3
PRO — Tom Emson — Entire Race Engineering

Lap	D	Time	Sector 1	Sector 2	Sector 3	T. Spd	Elapsed
1		11:25:46.266	P 11:24:18.876	38.370	49.020		11:25:46.266
2		4:15.729	P 2:33.985	34.708	1:07.036		11:30:01.995
3		9:08.779	7:53.648	33.872	41.259		11:39:10.774
4		1:45.689	33.096	34.098	38.495	260.2	11:40:56.463
5		1:43.797	32.539	33.166	38.092	262.1	11:42:40.260
6		1:43.515	32.292	32.883	38.340	262.7	11:44:23.775
7		1:43.644	32.410	32.813	38.421	262.1	11:46:07.419
8		1:43.829	32.639	33.019	38.171	260.8	11:47:51.248
9		1:43.740	32.352	32.853	38.535	261.5	11:49:34.988
10		1:43.919	32.611	33.040	38.268	262.7	11:51:18.907
11		1:45.640	32.378	32.945	40.317	262.1	11:53:04.547
12		1:46.586	33.214	34.249	39.123	263.4	11:54:51.133
13		1:43.531	32.296	32.849	38.386	262.7	11:56:34.664
14		1:54.140	P 34.616	34.720	44.804	262.1	11:58:28.804
15		3:52.744	2:38.400	35.371	38.973		12:02:21.548
16		1:50.056	32.692	36.864	40.500	260.8	12:04:11.604
17		1:44.258	32.380	32.949	38.929	260.8	12:05:55.862
18		1:43.415	32.263	32.949	38.203	260.8	12:07:39.277
19		1:43.226	32.143	33.129	37.954	262.7	12:09:22.503
20		1:50.274	P 32.185	32.983	45.106	260.8	12:11:12.777
21		3:59.696	2:45.449	34.741	39.506		12:15:12.473
22		1:43.159	32.275	32.845	38.039	260.8	12:16:55.632
23		1:49.029	32.881	36.744	39.404	262.1	12:18:44.661
24		1:58.272	P 32.369	32.857	53.046	260.2	12:20:42.933

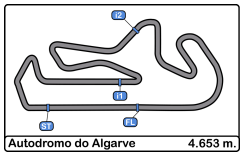

Autodromo Int. do Algarve
International GT Open
Private test - 1
Lap Analysis

18 — Alexey Nesov — Porsche 911 GT3 R (992)
PRO — Maksim Kizilov — Dinamic GT

Lap	D	Time	Sector 1	Sector 2	Sector 3	T. Spd	Elapsed
1		11:22:19.471	11:21:07.870	33.269	38.332		11:22:19.471
2		1:43.400	32.646	32.929	37.825	262.7	11:24:02.871
3		1:43.270	32.729	32.727	37.814	265.3	11:25:46.141
4		1:43.092	32.510	32.746	37.836	262.1	11:27:29.233
5		1:53.071	32.764	35.338	44.969	264.0	11:29:22.304
6		10:27.892	9:06.482	37.903	43.507		11:39:50.196
7		1:57.162	36.418	36.471	44.273	255.9	11:41:47.358
8		1:55.232	36.006	37.547	41.679	246.5	11:43:42.590
9		1:51.897	34.719	35.635	41.543	257.7	11:45:34.487
10		1:54.207	34.649	36.780	42.778	256.5	11:47:28.694
11		1:51.153	35.405	35.184	40.564	259.6	11:49:19.847
12		1:50.452	34.159	35.208	41.085	258.9	11:51:10.299
13		1:52.700	36.775	35.669	40.256	251.1	11:53:02.999
14		1:49.782	33.909	35.255	40.618	260.8	11:54:52.781
15		1:47.450	33.633	34.247	39.570	260.8	11:56:40.231
16		1:51.396	35.499	34.592	41.305	259.6	11:58:31.627
17		1:48.578	33.629	33.987	40.962	261.5	12:00:20.205
18		1:58.602	34.322	34.570	49.710	254.1	12:02:18.807
19		4:21.734	3:09.134	33.106	39.494		12:06:40.541
20		1:43.594	32.190	32.509	38.895	265.3	12:08:24.135
21		1:42.709	32.214	32.780	37.715	261.5	12:10:06.844
22		1:43.466	32.114	32.942	38.410	266.0	12:11:50.310
23		1:42.350	32.117	32.546	37.687	261.5	12:13:32.660
24		1:49.741	32.651	33.250	43.840	266.0	12:15:22.401

19 — Robin Rogalski — Lamborghini Huracán GT3 EVO2
PRO — Filip Ugran — Oregon Team

Lap	D	Time	Sector 1	Sector 2	Sector 3	T. Spd	Elapsed
1		11:24:01.779	11:22:44.154	36.411	41.214		11:24:01.779
2		1:49.637	34.923	35.169	39.545	255.3	11:25:51.416
3		1:46.999	33.564	33.957	39.478	259.6	11:27:38.415
4		2:08.500	33.777	37.445	57.278	258.9	11:29:46.915
5		9:09.883	7:56.157	34.159	39.567		11:38:56.798
6		1:46.089	33.349	33.753	38.987	257.1	11:40:42.887
7		1:45.771	33.118	33.604	39.049	259.6	11:42:28.658
8		1:45.460	33.127	33.482	38.851	258.9	11:44:14.118
9		1:46.600	33.671	33.777	39.152	258.9	11:46:00.718
10		1:52.540	33.351	33.671	45.518	257.7	11:47:53.258
11		2:57.722	1:45.176	33.660	38.886		11:50:50.980
12		1:45.448	32.935	33.079	39.434	260.8	11:52:36.428
13		1:45.776	33.082	33.298	39.396	258.3	11:54:22.204
14		1:52.553	32.912	33.658	45.983	260.2	11:56:14.757
15		4:39.923	3:24.381	35.224	40.318		12:00:54.680
16		1:48.018	34.228	34.242	39.548	255.3	12:02:42.698
17		1:46.876	33.453	33.643	39.780	257.7	12:04:29.574
18		1:46.595	33.150	33.967	39.478	258.3	12:06:16.169
19		1:53.939	33.405	33.789	46.745	258.9	12:08:10.108
20		2:52.709	1:38.551	34.900	39.258		12:11:02.817
21		1:47.191	33.174	33.326	40.691	259.6	12:12:50.008
22		1:45.506	33.146	33.578	38.782	260.2	12:14:35.514
23		1:45.925	32.901	33.626	39.398	261.5	12:16:21.439
24		2:02.071	38.618	38.815	44.638	245.4	12:18:23.510
25		1:46.181	33.445	34.017	38.719	256.5	12:20:09.691
26		1:52.480	33.221	33.617	45.642	258.9	12:22:02.171

21 — Gino Forgione — Ferrari 296 GT3
AM — Michele Rugolo — AF Corse

Lap	D	Time	Sector 1	Sector 2	Sector 3	T. Spd	Elapsed
1		11:22:57.639	11:21:36.268	34.680	46.691		11:22:57.639
2		4:03.653	2:46.273	36.177	41.203		11:27:01.292
3		1:45.012	33.025	33.261	38.726	260.2	11:28:46.304
4		2:16.785	35.687	41.613	59.485	262.1	11:31:03.089
5		7:21.306	6:09.109	33.681	38.516		11:38:24.395
6		1:44.007	32.772	33.095	38.140	262.7	11:40:08.402
7		1:57.347	33.230	41.169	42.948	265.3	11:42:05.749
8		1:46.489	32.559	32.983	40.947	262.1	11:43:52.238
9		1:44.658	32.347	32.949	39.362	263.4	11:45:36.896
10		1:45.672	33.203	34.148	38.321	254.1	11:47:22.568
11		1:45.055	32.274	34.131	38.650	263.4	11:49:07.623
12		1:51.193	32.683	32.986	45.524	263.4	11:50:58.816
13		9:26.980	8:10.540	35.995	40.445		12:00:25.796
14		1:51.328	34.499	34.989	41.840	257.1	12:02:17.124
15		1:50.811	33.790	34.716	42.305	260.8	12:04:07.935
16		1:50.185	33.573	34.805	41.807	259.6	12:05:58.120
17		1:49.736	33.712	35.689	40.335	260.2	12:07:47.856
18		1:49.533	33.791	34.645	41.097	260.2	12:09:37.389
19		1:47.415	33.934	34.032	39.449	260.8	12:11:24.804
20		1:46.453	32.986	33.610	39.857	262.1	12:13:11.257
21		1:48.033	33.317	34.143	40.573	260.8	12:14:59.290
22		1:52.859	33.345	37.324	42.190	260.8	12:16:52.149
23		1:59.557	33.575	35.856	50.126	259.6	12:18:51.706

26 — Michael Blanchemain — Audi R8 LMS GT3 EVO II
PROAM — Marcus Påverud — Sainteloc Racing

Lap	D	Time	Sector 1	Sector 2	Sector 3	T. Spd	Elapsed
1		11:24:14.831	11:23:00.000	35.804	39.027		11:24:14.831
2		1:46.068	33.264	33.897	38.907	261.5	11:26:00.899
3		1:45.031	33.000	33.369	38.662	264.0	11:27:45.930
4		37:50.780	36:35.548	35.325	39.907	264.0	12:05:36.710
5		1:48.091	33.752	33.815	40.524	259.6	12:07:24.801
6		1:47.156	33.381	34.050	39.725	260.2	12:09:11.957
7		1:48.095	34.774	33.834	39.487	260.8	12:11:00.052
8		1:47.007	33.370	34.170	39.467	260.8	12:12:47.059
9		1:46.371	33.263	33.885	39.223	262.1	12:14:33.430
10		1:46.316	33.173	33.734	39.409	262.1	12:16:19.746

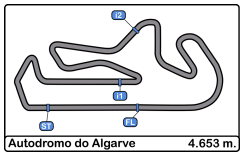

Autodromo Int. do Algarve
International GT Open
Private test - 1
Lap Analysis

28 — Amaury Bonduel — Mercedes AMG GT3 EVO
PRO — Luis Michael Dörrbecker — BDR Competition

Lap	D	Time	Sector 1	Sector 2	Sector 3	T. Spd	Elapsed
1		11:41:20.255	P 11:39:36.348	49.788	54.119		11:41:20.255
2		2:32.622	1:15.514	35.287	41.821		11:43:52.877
3		1:45.750	33.308	33.435	39.007	257.7	11:45:38.627
4		1:48.258	35.260	33.694	39.304	257.7	11:47:26.885
5		1:44.834	33.034	33.426	38.374	257.7	11:49:11.719
6		1:50.957	P 32.819	33.724	44.414	258.3	11:51:02.676
7		4:22.237	3:09.056	33.858	39.323		11:55:24.913
8		1:44.206	32.882	32.994	38.330	255.9	11:57:09.119
9		1:43.887	32.502	33.098	38.287	256.5	11:58:53.006
10		1:45.669	32.538	33.014	40.117	257.1	12:00:38.675
11		1:43.789	32.507	32.895	38.387	256.5	12:02:22.464
12		1:50.172	P 32.679	32.768	44.725	260.2	12:04:12.636
13		4:01.549	2:40.944	37.518	43.087		12:08:14.185
14		1:50.195	34.584	35.573	40.038	252.9	12:10:04.380
15		1:48.856	33.732	34.924	40.200	254.1	12:11:53.236
16		1:52.491	33.451	34.956	44.084	257.1	12:13:45.727
17		1:48.506	33.587	34.164	40.755	255.3	12:15:34.233
18		1:46.218	33.146	33.867	39.205	254.7	12:17:20.451
19		1:46.004	33.165	33.804	39.035	255.3	12:19:06.455
20		1:45.680	33.063	33.800	38.817	254.7	12:20:52.135
21		2:03.447	P 36.469	38.020	48.958	255.9	12:22:55.582

30 — Hash — Porsche 911 GT3 R (992)
PROAM — Alex Fontana — Car Collection Motorsport

Lap	D	Time	Sector 1	Sector 2	Sector 3	T. Spd	Elapsed
1		11:22:10.385	11:20:56.319	33.927	40.139		11:22:10.385
2		1:43.199	32.715	32.820	37.664	260.8	11:23:53.584
3		1:42.215	32.183	32.523	37.509	262.7	11:25:35.799
4		1:42.068	32.059	32.256	37.753	263.4	11:27:17.867
5		1:51.898	P 32.041	33.673	46.184	264.0	11:29:09.765
6		10:49.462	9:24.143	37.435	47.884		11:39:59.227
7		1:44.098	32.062	32.489	39.547	262.7	11:41:43.325
8		1:41.513	31.864	32.280	37.369	264.0	11:43:24.838
9		1:41.858	31.852	32.406	37.600	264.0	11:45:06.696
10		1:42.255	31.936	32.650	37.669	262.7	11:46:48.951
11		1:41.786	31.934	32.504	37.348	263.4	11:48:30.737
12		1:48.240	P 31.955	32.382	43.903	262.1	11:50:18.977
13		3:41.630	2:27.194	34.634	39.802		11:54:00.607
14		1:47.632	34.114	33.828	39.690	256.5	11:55:48.239
15		1:47.147	33.722	34.003	39.422	260.2	11:57:35.386
16		1:47.474	33.610	34.620	39.244	258.3	11:59:22.860
17		1:47.189	34.205	33.964	39.020	257.7	12:01:10.049
18		1:49.023	33.195	35.132	40.696	261.5	12:02:59.072
19		1:47.409	33.682	34.636	39.091	261.5	12:04:46.481
20		1:48.390	33.496	34.481	40.413	262.7	12:06:34.871
21		1:45.958	33.341	33.712	38.905	262.1	12:08:20.829
22		2:08.031	P 47.378	34.168	46.485	262.1	12:10:28.860
23		3:03.028	1:49.811	33.975	39.242		12:13:31.888
24		2:23.659	1:05.590	36.733	41.336	261.5	12:15:55.547
25		1:46.463	33.495	33.876	39.092	258.3	12:17:42.010
26		1:46.905	33.265	34.117	39.523	262.1	12:19:28.915
27		1:48.052	33.557	34.770	39.725	262.1	12:21:16.967
28		2:01.341	P 35.582	36.154	49.605	260.8	12:23:18.308

33 — Dean Macdonald — McLaren 720S GT3 EVO
PRO — James Kell — Greystone GT

Lap	D	Time	Sector 1	Sector 2	Sector 3	T. Spd	Elapsed
1		11:23:21.503	11:22:07.784	34.732	38.987		11:23:21.503
2		1:44.845	32.847	33.332	38.666	255.9	11:25:06.348
3		1:43.747	32.410	33.117	38.220	258.9	11:26:50.095
4		1:43.423	32.652	32.932	37.839	257.1	11:28:33.518
5		2:16.105	P 32.373	45.200	58.532	260.8	11:30:49.623
6		7:21.505	6:09.408	33.257	38.840		11:38:11.128
7		1:43.466	32.506	33.152	37.808	257.7	11:39:54.594
8		1:43.197	32.298	33.040	37.859	260.8	11:41:37.791
9		1:50.319	P 32.351	34.076	43.892	262.7	11:43:28.110
10		4:36.099	3:24.928	32.977	38.194		11:48:04.209
11		1:44.762	33.570	33.137	38.055	260.2	11:49:48.971
12		1:44.039	32.367	32.991	38.681	260.2	11:51:33.010
13		1:43.305	32.358	32.811	38.136	257.7	11:53:16.315
14		1:43.201	32.181	32.826	38.194	261.5	11:54:59.516
15		1:48.388	P 32.204	33.049	43.135	261.5	11:56:47.904
16		3:02.778	1:49.623	33.731	39.424		11:59:50.682
17		1:43.227	32.640	32.862	37.725	256.5	12:01:33.909
18		1:42.828	32.369	32.691	37.768	262.1	12:03:16.737
19		1:42.626	32.258	32.643	37.725	262.1	12:04:59.363
20		1:49.216	P 32.252	33.047	43.917	262.7	12:06:48.579
21		4:02.255	2:51.637	32.730	37.888		12:10:50.834
22		1:43.609	32.737	32.861	38.011	260.8	12:12:34.443
23		1:43.795	32.107	33.687	38.001	263.4	12:14:18.238
24		1:43.463	32.139	33.445	37.879	262.7	12:16:01.701
25		1:47.852	32.377	32.745	42.730	263.4	12:17:49.553
26		1:49.415	P 32.650	32.918	43.847	262.7	12:19:38.968

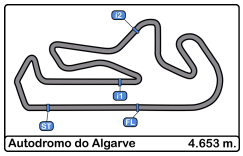

Autodromo Int. do Algarve
International GT Open
Private test - 1
Lap Analysis

51 — Carl Bennett — Ferrari 296 GT3
PRO — Tommaso Mosca — AF Corse

Lap	D	Time	Sector 1	Sector 2	Sector 3	T. Spd	Elapsed
1		11:23:17.550	P 11:21:56.103	35.157	46.290		11:23:17.550
2		3:52.349	2:38.668	34.268	39.413		11:27:09.899
3		1:45.499	33.014	33.856	38.629	261.5	11:28:55.398
4		3:03.343	P 42.202	1:01.023	1:20.118	262.7	11:31:58.741
5		6:24.772	5:12.512	33.704	38.556		11:38:23.513
6		1:44.283	32.648	33.168	38.467	261.5	11:40:07.796
7		1:52.636	33.097	40.153	39.386	266.0	11:42:00.432
8		1:44.116	32.578	33.182	38.356	264.0	11:43:44.548
9		1:50.318	P 32.627	33.675	44.016	264.0	11:45:34.866
10		3:34.189	2:18.884	35.567	39.738		11:49:09.055
11		1:46.786	34.448	33.915	38.423	262.7	11:50:55.841
12		1:44.818	33.091	33.180	38.547	264.0	11:52:40.659
13		1:44.109	32.634	33.187	38.288	263.4	11:54:24.768
14		1:43.552	32.349	32.915	38.288	263.4	11:56:08.320
15		1:43.517	32.517	32.920	38.080	262.1	11:57:51.837
16		1:43.722	32.309	33.193	38.220	262.1	11:59:35.559
17		1:48.434	P 32.326	33.177	42.931	262.1	12:01:23.993
18		4:46.343	3:35.003	32.996	38.344		12:06:10.336
19		1:43.000	32.123	32.732	38.145	264.0	12:07:53.336
20		1:43.155	32.136	32.675	38.344	263.4	12:09:36.491
21		1:46.542	34.112	33.187	39.243	264.7	12:11:23.033
22		1:43.017	32.176	32.651	38.190	264.0	12:13:06.050
23		1:43.185	32.145	32.898	38.142	263.4	12:14:49.235
24		1:42.824	32.037	32.750	38.037	264.0	12:16:32.059
25		1:43.156	32.102	32.747	38.307	264.7	12:18:15.215
26		1:46.553	33.124	32.570	40.859	263.4	12:20:01.768
27		1:48.372	P 32.149	32.691	43.532	263.4	12:21:50.140

55 — Laurent De Meeus — Ferrari 296 GT3
PROAM — Vincent Abril — AF Corse

Lap	D	Time	Sector 1	Sector 2	Sector 3	T. Spd	Elapsed
1		11:25:17.434	11:23:43.518	47.095	46.821		11:25:17.434
2		2:04.631	41.164	39.185	44.282	197.0	11:27:22.065
3		2:17.263	P 38.184	37.575	1:01.504	198.8	11:29:39.328
4		10:23.713	9:02.690	38.016	43.007		11:40:03.041
5		1:59.496	41.507	37.547	40.442	208.8	11:42:02.537
6		1:53.612	37.130	35.481	41.001	219.9	11:43:56.149
7		1:45.983	33.767	33.542	38.674	260.2	11:45:42.132
8		1:57.757	P 33.188	36.100	48.469	261.5	11:47:39.889
9		4:12.787	2:51.098	35.413	46.276		11:51:52.676
10		1:43.221	32.503	32.688	38.030	260.2	11:53:35.897
11		1:42.644	32.033	32.587	38.024	261.5	11:55:18.541
12		1:51.561	P 32.296	33.375	45.890	260.2	11:57:10.102
13		3:37.302	2:24.538	34.172	38.592		12:00:47.404
14		1:42.704	32.143	32.633	37.928	258.9	12:02:30.108
15		1:42.792	32.337	32.593	37.862	260.2	12:04:12.900
16		1:48.538	P 32.181	33.244	43.113	262.1	12:06:01.438
17		6:13.433	4:57.397	34.975	41.061		12:12:14.871
18		1:48.462	33.970	34.198	40.294	255.3	12:14:03.333
19		1:49.611	34.417	35.314	39.880	257.1	12:15:52.944
20		1:46.803	33.490	33.647	39.666	258.3	12:17:39.747
21		1:46.664	33.243	33.670	39.751	258.3	12:19:26.411
22		1:46.239	32.992	33.729	39.518	257.7	12:21:12.650
23		2:00.894	P 36.358	35.319	49.217	223.6	12:23:13.544

63 — Antoine Doquin — Lamborghini Huracán GT3 EVO2
PRO — Artem Petrov — Oregon Team

Lap	D	Time	Sector 1	Sector 2	Sector 3	T. Spd	Elapsed
1		11:22:17.509	P 11:20:55.426	35.996	46.087		11:22:17.509
2		2:44.068	1:29.032	34.102	40.934		11:25:01.577
3		1:45.205	33.372	33.281	38.552	255.9	11:26:46.782
4		1:45.100	32.933	33.580	38.587	258.9	11:28:31.882
5		2:15.214	P 32.804	43.738	58.672	259.6	11:30:47.096
6		7:20.731	6:09.040	33.370	38.321		11:38:07.827
7		1:44.101	32.713	32.888	38.500	257.1	11:39:51.928
8		1:44.477	33.027	32.933	38.517	260.2	11:41:36.405
9		1:45.039	32.474	33.450	39.115	260.8	11:43:21.444
10		1:50.765	P 33.225	33.356	44.184	254.7	11:45:12.209
11		3:04.768	1:52.982	33.366	38.420		11:48:16.977
12		1:43.687	32.469	32.607	38.611	259.6	11:50:00.664
13		1:45.290	33.132	33.427	38.731	261.5	11:51:45.954
14		1:45.356	32.508	33.087	39.761	260.2	11:53:31.310
15		1:50.187	P 32.811	33.127	44.249	255.3	11:55:21.497
16		3:50.419	2:34.576	36.677	39.166		11:59:11.916
17		1:46.799	33.341	34.674	38.784	255.9	12:00:58.715
18		1:47.670	33.151	33.738	40.781	258.3	12:02:46.385
19		1:45.596	33.304	33.579	38.713	249.4	12:04:31.981
20		1:51.141	P 33.246	33.541	44.354	257.7	12:06:23.122
21		3:23.058	2:10.589	33.504	38.965		12:09:46.180
22		1:50.333	32.950	33.317	44.066	257.1	12:11:36.513
23		1:44.466	32.795	33.252	38.419	257.1	12:13:20.979
24		1:44.454	32.659	33.130	38.665	257.7	12:15:05.433
25		1:44.708	32.701	33.320	38.687	257.7	12:16:50.141
26		1:49.164	32.965	33.224	42.975	255.9	12:18:39.305
27		1:44.961	32.700	33.270	38.991	257.7	12:20:24.266
28		1:53.843	P 33.274	33.694	46.875	258.3	12:22:18.109

65 — Heiko Neumann — Mercedes AMG GT3 EVO
PROAM — Lukas Dunner — Team Motopark

Lap	D	Time	Sector 1	Sector 2	Sector 3	T. Spd	Elapsed
1		11:22:19.192	P 11:20:53.169	38.693	47.330		11:22:19.192
2		8:35.644	P 6:54.690	40.983	59.971		11:30:54.836
3		8:36.626	7:24.202	33.516	38.908		11:39:31.462
4		1:44.121	32.818	33.193	38.110	258.9	11:41:15.583
5		1:43.890	32.641	32.828	38.421	261.5	11:42:59.473
6		1:43.110	32.322	32.622	38.166	262.1	11:44:42.583
7		1:43.918	32.494	33.017	38.407	258.9	11:46:26.501
8		1:43.954	32.353	33.074	38.527	259.6	11:48:10.455
9		1:49.881	P 32.501	32.875	44.505	260.2	11:50:00.336
10		3:44.656	2:31.182	33.634	39.840		11:53:44.992
11		1:43.828	32.985	32.972	37.871	257.7	11:55:28.820
12		1:42.846	32.350	32.655	37.841	262.7	11:57:11.666
13		1:43.271	32.195	33.236	37.840	262.1	11:58:54.937
14		1:49.024	P 32.371	32.802	43.851	260.8	12:00:43.961
15		4:08.458	2:48.481	37.573	42.404		12:04:52.419
16		1:45.759	33.593	33.098	39.068	263.4	12:06:38.178
17		1:43.614	32.391	33.070	38.153	262.7	12:08:21.792
18		1:43.807	32.714	32.368	38.725	262.1	12:10:05.599
19		1:52.679	P 33.178	34.377	45.124	262.1	12:11:58.278
20		3:17.331	2:05.624	33.827	37.880		12:15:15.609
21		1:41.708	32.023	32.250	37.435	261.5	12:16:57.317
22		1:43.267	31.975	32.653	38.639	262.1	12:18:40.584
23		1:51.475	P 32.055	32.916	46.504	263.4	12:20:32.059

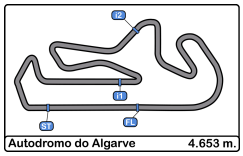

Autodromo Int. do Algarve
International GT Open
Private test - 1
Lap Analysis

75 — Filip Salaquarda — Audi R8 LMS GT3 EVO II
PROAM — Libor Milota — Team ISR

Lap	D	Time	Sector 1	Sector 2	Sector 3	T. Spd	Elapsed
1		11:22:44.405	11:21:26.064	33.793	44.548		11:22:44.405
2		1:42.894	32.239	32.773	37.882	259.6	11:24:27.299
3		1:42.750	32.142	32.625	37.983	264.7	11:26:10.049
4		1:42.977	32.368	32.759	37.850	264.7	11:27:53.026
5		2:22.546	P 32.019	35.611	1:14.916	263.4	11:30:15.572
6		8:44.862	7:31.697	34.085	39.080		11:39:00.434
7		1:48.643	33.133	34.892	40.618	263.4	11:40:49.077
8		1:43.079	32.212	32.698	38.169	262.1	11:42:32.156
9		1:43.043	32.227	32.852	37.964	264.7	11:44:15.199
10		1:52.474	P 32.285	32.978	47.211	263.4	11:46:07.673
11		3:22.930	2:08.445	34.507	39.978		11:49:30.603
12		1:44.582	32.858	33.272	38.452	260.8	11:51:15.185
13		1:46.290	32.479	34.895	38.916	262.7	11:53:01.475
14		1:44.153	32.465	33.176	38.512	260.8	11:54:45.628
15		1:44.235	32.458	32.755	39.022	262.7	11:56:29.863
16		1:44.345	32.506	32.898	38.941	258.9	11:58:14.208
17		2:07.349	P 32.495	44.304	50.550	261.5	12:00:21.557
18		4:34.762	3:21.707	33.820	39.235		12:04:56.319
19		1:45.589	33.243	33.424	38.922	258.9	12:06:41.908
20		1:45.087	32.297	32.766	40.024	264.7	12:08:26.995
21		1:45.997	32.698	34.046	39.253	266.0	12:10:12.992
22		1:43.796	32.389	32.926	38.481	263.4	12:11:56.788
23		1:50.695	P 32.249	33.331	45.115	264.7	12:13:47.483

77 — Alfredo Hernández — Mercedes AMG GT3 EVO
AM — BDR Competition

Lap	D	Time	Sector 1	Sector 2	Sector 3	T. Spd	Elapsed
1		11:30:05.322	P 11:28:07.656	50.183	1:07.483		11:30:05.322
2		13:29.259	11:59.915	42.972	46.372		11:43:34.581
3		2:02.176	40.432	37.554	44.190	236.3	11:45:36.757
4		2:00.682	37.462	38.839	44.381	236.3	11:47:37.439
5		2:00.302	37.737	38.517	44.048	236.8	11:49:37.741
6		1:55.973	36.914	36.468	42.591	238.9	11:51:33.714
7		2:05.188	P 37.795	36.045	51.348	240.0	11:53:38.902
8		4:16.397	2:49.946	41.852	44.599		11:57:55.299
9		1:55.846	36.238	36.442	43.166	238.4	11:59:51.145
10		1:53.468	35.991	35.784	41.693	239.4	12:01:44.613
11		1:53.354	35.802	35.901	41.651	242.6	12:03:37.967
12		1:52.533	35.391	35.943	41.199	243.2	12:05:30.500
13		1:57.860	P 35.118	35.223	47.519	244.8	12:07:28.360
14		4:22.082	3:03.535	36.013	42.534		12:11:50.442
15		1:51.957	35.356	35.451	41.150	244.8	12:13:42.399
16		3:16.231	P 34.991	35.170	2:06.070	245.4	12:16:58.630

79 — Johannes Zelger — Porsche 911 GT3 R (992)
PROAM — Fabio Babini — Tsunami RT

Lap	D	Time	Sector 1	Sector 2	Sector 3	T. Spd	Elapsed
1		11:27:14.851	11:25:51.027	39.384	44.440		11:27:14.851
2		1:57.936	P 36.701	34.488	46.747	252.3	11:29:12.787
3		9:14.967	8:02.462	33.480	39.025		11:38:27.754
4		1:44.390	32.598	32.777	39.015	261.5	11:40:12.144
5		1:44.808	32.550	33.700	38.558	263.4	11:41:56.952
6		1:44.026	32.456	32.638	38.932	264.7	11:43:40.978
7		1:50.503	P 33.173	33.109	44.221	264.0	11:45:31.481
8		5:32.978	4:20.597	33.433	38.948		11:51:04.459
9		1:44.515	32.659	33.056	38.800	263.4	11:52:48.974
10		1:43.628	32.480	32.741	38.407	264.7	11:54:32.602
11		1:43.716	32.246	32.739	38.731	262.7	11:56:16.318
12		1:50.730	P 32.711	33.446	44.573	262.7	11:58:07.048
13		5:57.464	4:45.196	33.484	38.784		12:04:04.512
14		1:44.020	32.423	32.848	38.749	262.7	12:05:48.532
15		1:51.072	P 32.970	32.994	45.108	264.0	12:07:39.604
16		7:13.564	6:01.214	33.435	38.915		12:14:53.168
17		1:43.519	32.521	32.535	38.463	262.7	12:16:36.687
18		1:43.950	32.447	32.783	38.720	262.1	12:18:20.637
19		1:44.214	32.398	33.174	38.642	260.8	12:20:04.851
20		1:56.020	P 35.682	34.057	46.281	256.5	12:22:00.871

80 — Luca Ludwig — Ferrari 488 GT3 Evo
PROAM — Iván Velasco — Mertel Motorsport

Lap	D	Time	Sector 1	Sector 2	Sector 3	T. Spd	Elapsed
1		11:22:25.176	P 11:21:04.574	34.523	46.079		11:22:25.176
2		6:05.222	4:53.231	33.398	38.593		11:28:30.398
3		2:14.985	P 33.056	44.259	57.670	261.5	11:30:45.383
4		9:21.153	8:02.152	34.688	44.313		11:40:06.536
5		1:44.670	33.116	33.012	38.542	258.9	11:41:51.206
6		1:44.898	32.616	33.419	38.863	263.4	11:43:36.104
7		1:51.288	P 33.258	33.284	44.746	262.1	11:45:27.392
8		3:49.360	2:35.218	33.330	40.812		11:49:16.752
9		1:43.001	32.195	32.937	37.869	261.5	11:50:59.753
10		1:47.533	32.157	33.098	42.278	263.4	11:52:47.286
11		1:43.233	32.315	32.787	38.131	262.7	11:54:30.519
12		1:43.396	32.373	32.767	38.256	262.7	11:56:13.915
13		1:48.573	P 32.322	32.888	43.363	260.8	11:58:02.488
14		4:45.461	3:28.485	36.699	40.277		12:02:47.949
15		1:47.068	33.684	34.034	39.350	260.2	12:04:35.017
16		3:25.463	P 33.077	33.439	2:18.947	259.6	12:08:00.480
17		7:46.193	6:32.268	34.450	39.475		12:15:46.673
18		1:45.682	33.068	33.410	39.204	258.3	12:17:32.355
19		1:46.118	33.023	33.749	39.346	260.2	12:19:18.473
20		1:54.757	P 33.041	33.231	48.485	260.2	12:21:13.230

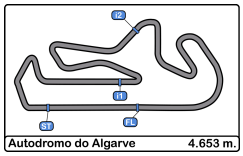

Autodromo Int. do Algarve
International GT Open
Private test - 1
Lap Analysis

82 — Marcelo Ramírez — Mercedes AMG GT3 EVO

PRO — Ralf Aron — GetSpeed

Lap	D	Time	Sector 1	Sector 2	Sector 3	T. Spd	Elapsed
1		11:22:28.330	11:21:15.928	33.735	38.667		11:22:28.330
2		1:44.459	32.820	33.385	38.254	260.8	11:24:12.789
3		1:43.579	32.347	33.102	38.130	261.5	11:25:56.368
4		1:43.310	32.295	32.918	38.097	263.4	11:27:39.678
5		2:09.216	32.913	37.947	58.356	265.3	11:29:48.894
6		11:27.213	9:51.377	39.505	56.331		11:41:16.107
7		4:32.658	3:17.148	35.818	39.692		11:45:48.765
8		1:47.723	33.288	34.572	39.863	258.9	11:47:36.488
9		1:46.282	33.410	33.937	38.935	257.7	11:49:22.770
10		1:47.657	32.918	34.233	40.506	262.1	11:51:10.427
11		1:53.093	36.831	36.050	40.212	260.8	11:53:03.520
12		1:57.661	34.410	39.097	44.154	263.4	11:55:01.181
13		1:47.514	33.253	34.975	39.286	259.6	11:56:48.695
14		1:50.059	33.712	37.466	38.881	260.8	11:58:38.754
15		1:48.532	32.943	36.357	39.232	261.5	12:00:27.286
16		1:48.142	33.296	35.186	39.660	262.7	12:02:15.428
17		1:55.169	34.096	34.572	46.501	262.1	12:04:10.597
18		14:26.669	13:07.906	35.173	43.590		12:18:37.266
19		1:45.669	33.239	33.746	38.684	257.7	12:20:22.935
20		1:53.859	33.303	33.441	47.115	260.2	12:22:16.794

86 — Audunn Gudmundsson — Porsche 911 GT3 R (992)

AM — Thorvaldur Gissurarson — Team Thor

Lap	D	Time	Sector 1	Sector 2	Sector 3	T. Spd	Elapsed
1		11:23:34.080	11:22:18.435	34.570	41.075		11:23:34.080
2		1:46.510	33.501	33.722	39.287	257.1	11:25:20.590
3		1:46.651	33.903	33.654	39.094	260.8	11:27:07.241
4		9:01.296	32.773	7:28.885	59.638	260.8	11:36:08.537
5		8:51.950	7:33.868	35.782	42.300		11:45:00.487
6		1:51.595	34.785	34.215	42.595	252.9	11:46:52.082
7		1:46.887	33.738	33.688	39.461	257.7	11:48:38.969
8		2:00.867	46.878	34.662	39.327	258.9	11:50:39.836
9		2:11.976	57.709	34.613	39.654	261.5	11:52:51.812
10		1:47.320	34.353	33.850	39.117	260.2	11:54:39.132
11		1:46.726	33.926	33.749	39.051	261.5	11:56:25.858
12		3:54.577	33.522	2:37.606	43.449	260.2	12:00:20.435
13		1:51.393	35.292	34.499	41.602	245.4	12:02:11.828
14		1:48.225	34.212	34.731	39.282	252.3	12:04:00.053
15		1:47.968	34.260	34.518	39.190	257.7	12:05:48.021
16		1:58.048	34.519	34.108	49.421	260.8	12:07:46.069
17		4:57.132	3:43.439	33.700	39.993		12:12:43.201
18		1:45.401	32.891	33.747	38.763	260.8	12:14:28.602
19		1:45.964	32.847	34.199	38.918	262.7	12:16:14.566
20		1:50.855	36.305	35.094	39.456	261.5	12:18:05.421
21		1:45.293	32.837	33.563	38.893	260.2	12:19:50.714
22		1:46.555	33.748	33.898	38.909	260.2	12:21:37.269
23		1:53.349	33.493	34.148	45.708	260.8	12:23:30.618

188 — Mark Sansom — McLaren 720S GT3 EVO

AM — Miguel Ramos — Garage 59

Lap	D	Time	Sector 1	Sector 2	Sector 3	T. Spd	Elapsed
1		11:23:18.173	11:22:01.396	35.764	41.013		11:23:18.173
2		1:50.387	34.357	34.832	41.198	254.1	11:25:08.560
3		1:48.537	34.467	34.424	39.646	255.9	11:26:57.097
4		1:50.562	35.405	34.090	41.067	257.1	11:28:47.659
5		3:10.351	45.846	1:04.557	1:19.948	257.7	11:31:58.010
6		7:14.744	6:00.722	34.659	39.363		11:39:12.754
7		1:47.664	33.831	34.533	39.300	256.5	11:41:00.418
8		1:46.221	33.539	33.550	39.132	258.3	11:42:46.639
9		1:45.939	33.486	33.821	38.632	258.9	11:44:32.578
10		1:45.740	33.224	33.851	38.665	257.7	11:46:18.318
11		1:45.583	33.153	33.614	38.816	257.7	11:48:03.901
12		1:48.256	34.505	34.553	39.198	258.9	11:49:52.157
13		1:47.087	33.502	34.227	39.358	260.8	11:51:39.244
14		1:56.273	34.307	34.640	47.326	258.3	11:53:35.517
15		5:06.354	3:47.924	37.643	40.787		11:58:41.871
16		1:46.056	33.310	33.850	38.896	257.1	12:00:27.927
17		1:52.631	33.081	36.866	42.684	261.5	12:02:20.558
18		1:45.650	33.071	33.394	39.185	260.2	12:04:06.208
19		1:44.138	32.756	32.952	38.430	260.8	12:05:50.346
20		1:46.707	32.753	33.979	39.975	262.1	12:07:37.053
21		1:43.588	32.644	33.107	37.837	260.2	12:09:20.641
22		1:44.069	32.591	33.107	38.371	262.1	12:11:04.710
23		1:44.203	32.620	33.103	38.480	263.4	12:12:48.913
24		1:45.488	32.593	33.284	39.611	262.7	12:14:34.401
25		1:58.356	32.745	34.119	51.492	262.1	12:16:32.757

777 — Marcin Jedliński — Ferrari 296 GT3

PROAM — Karol Basz — Olimp Racing

Lap	D	Time	Sector 1	Sector 2	Sector 3	T. Spd	Elapsed
1		11:24:16.601	11:22:58.336	33.502	44.763		11:24:16.601
2		4:20.120	3:04.253	32.974	42.893		11:28:36.721
3		2:15.251	32.553	43.698	59.000	263.4	11:30:51.972
4		7:58.894	6:47.267	33.092	38.535		11:38:50.866
5		1:43.438	32.266	32.875	38.297	262.1	11:40:34.304
6		1:43.063	32.375	32.604	38.084	263.4	11:42:17.367
7		1:42.609	32.133	32.555	37.921	264.7	11:43:59.976
8		1:50.768	32.792	33.393	44.583	263.4	11:45:50.744
9		6:33.281	5:18.765	32.622	41.894		11:52:24.025
10		1:42.691	32.081	32.586	38.024	263.4	11:54:06.716
11		1:52.132	32.238	32.537	47.357	264.7	11:55:58.848
12		6:57.795	5:40.268	36.816	40.711		12:02:56.643
13		1:49.088	34.952	34.672	39.464	257.1	12:04:45.731
14		1:49.708	33.841	35.859	40.008	261.5	12:06:35.439
15		1:48.751	33.440	35.194	40.117	262.1	12:08:24.190
16		1:51.334	34.581	34.647	42.106	234.7	12:10:15.524
17		1:46.720	33.604	33.794	39.322	261.5	12:12:02.244
18		1:46.502	33.326	33.945	39.231	260.8	12:13:48.746
19		1:49.496	34.976	34.737	39.783	263.4	12:15:38.242
20		1:46.359	33.518	33.809	39.032	257.1	12:17:24.601
21		1:46.271	33.115	33.863	39.293	261.5	12:19:10.872
22		1:46.455	33.286	33.973	39.196	261.5	12:20:57.327
23		2:00.458	37.655	34.318	48.485	199.2	12:22:57.785

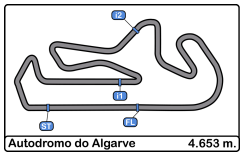

Autodromo Int. do Algarve

International GT Open

Private test - 1

Best Sectors Results

	Sector - 1			Sector - 2			Sector - 3			Ideal Lap vs Best Lap					
Clas	Nº	Driver	Time	Nº	Driver	Time	Nº	Driver	Time	Clas	Nº	Driver	Ideal Lap	Best Lap	Clas
1	9	Bartone - Schiller	31.757	1	Reicher - Haase	32.238	30	Hash - Fontana	37.348	1	30	Hash - Fontana	1:41.456	1:41.513	1
2	30	Hash - Fontana	31.852	65	Neumann - Dunner	32.250	65	Neumann - Dunner	37.435	2	65	Neumann - Dunner	1:41.660	1:41.708	2
3	65	Neumann - Dunner	31.975	30	Hash - Fontana	32.256	11	Révész - Cairoli	37.593	3	9	Bartone - Schiller	1:41.917	1:41.998	3
4	75	Salaquarda - Milota	32.019	9	Bartone - Schiller	32.405	18	Nesov - Kizilov	37.687	4	1	Reicher - Haase	1:42.171	1:42.488	6
5	11	Révész - Cairoli	32.024	18	Nesov - Kizilov	32.509	33	Macdonald - Kell	37.725	5	11	Révész - Cairoli	1:42.192	1:42.372	5
6	55	De Meeus - Abril	32.033	79	Zelger - Babini	32.535	4	Porter - Meakin	37.751	6	18	Nesov - Kizilov	1:42.310	1:42.350	4
7	51	Bennett - Mosca	32.037	777	Jedliński - Basz	32.537	9	Bartone - Schiller	37.755	7	33	Macdonald - Kell	1:42.475	1:42.626	8
8	4	Porter - Meakin	32.080	51	Bennett - Mosca	32.570	1	Reicher - Haase	37.796	8	55	De Meeus - Abril	1:42.482	1:42.644	9
9	777	Jedliński - Basz	32.081	11	Révész - Cairoli	32.575	5	Jedliński - Korzeniowski	37.800	9	4	Porter - Meakin	1:42.487	1:42.922	13
10	33	Macdonald - Kell	32.107	55	De Meeus - Abril	32.587	188	Sansom - Ramos	37.837	10	75	Salaquarda - Milota	1:42.494	1:42.750	10
11	18	Nesov - Kizilov	32.114	63	Doquin - Petrov	32.607	75	Salaquarda - Milota	37.850	11	777	Jedliński - Basz	1:42.539	1:42.609	7
12	1	Reicher - Haase	32.137	75	Salaquarda - Milota	32.625	13	Visoiu - Krütten	37.858	12	51	Bennett - Mosca	1:42.644	1:42.824	11
13	17	Lebbon - Emson	32.143	33	Macdonald - Kell	32.643	55	De Meeus - Abril	37.862	13	5	Jedliński - Korzeniowski	1:42.729	1:42.942	14
14	80	Ludwig - Velasco	32.157	4	Porter - Meakin	32.656	80	Ludwig - Velasco	37.869	14	80	Ludwig - Velasco	1:42.793	1:43.001	15
15	13	Visoiu - Krütten	32.175	5	Jedliński - Korzeniowski	32.714	777	Jedliński - Basz	37.921	15	13	Visoiu - Krütten	1:42.800	1:42.860	12
16	5	Jedliński - Korzeniowski	32.215	80	Ludwig - Velasco	32.767	6	Jans - Walker	37.923	16	17	Lebbon - Emson	1:42.910	1:43.159	16
17	79	Zelger - Babini	32.246	13	Visoiu - Krütten	32.767	17	Lebbon - Emson	37.954	17	6	Jans - Walker	1:43.089	1:43.511	18
18	21	Forgione - Rugolo	32.274	28	Bonduel - Dörrbecker	32.768	51	Bennett - Mosca	38.037	18	79	Zelger - Babini	1:43.188	1:43.519	19
19	82	Ramírez - Aron	32.295	17	Lebbon - Emson	32.813	82	Ramírez - Aron	38.097	19	82	Ramírez - Aron	1:43.310	1:43.310	17
20	6	Jans - Walker	32.339	6	Jans - Walker	32.827	21	Forgione - Rugolo	38.140	20	21	Forgione - Rugolo	1:43.363	1:44.007	23
21	63	Doquin - Petrov	32.469	10	Grove - Grove	32.845	28	Bonduel - Dörrbecker	38.287	21	188	Sansom - Ramos	1:43.380	1:43.588	20
22	28	Bonduel - Dörrbecker	32.502	82	Ramírez - Aron	32.918	63	Doquin - Petrov	38.321	22	63	Doquin - Petrov	1:43.397	1:43.687	21
23	188	Sansom - Ramos	32.591	21	Forgione - Rugolo	32.949	79	Zelger - Babini	38.407	23	28	Bonduel - Dörrbecker	1:43.557	1:43.789	22
24	10	Grove - Grove	32.622	188	Sansom - Ramos	32.952	26	Blanchemain - Påverud	38.662	24	10	Grove - Grove	1:44.162	1:44.189	24
25	86	Gudmundsson - Gissurarson	32.773	19	Rogalski - Ugran	33.079	10	Grove - Grove	38.695	25	19	Rogalski - Ugran	1:44.699	1:45.448	27
26	19	Rogalski - Ugran	32.901	26	Blanchemain - Påverud	33.369	19	Rogalski - Ugran	38.719	26	26	Blanchemain - Påverud	1:45.031	1:45.031	25
27	26	Blanchemain - Påverud	33.000	86	Gudmundsson - Gissurarson	33.563	86	Gudmundsson - Gissurarson	38.763	27	86	Gudmundsson - Gissurarson	1:45.099	1:45.293	26
28	77	Alfredo Hernández	34.991	77	Alfredo Hernández	35.170	77	Alfredo Hernández	41.150	28	77	Alfredo Hernández	1:51.311	1:51.957	28

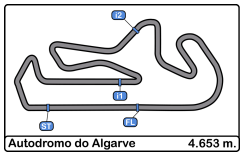

Autodromo Int. do Algarve
International GT Open
Private test - 1
Best 5 Lap Times

Cl	Nº	Entrant/Team	Nat	Driver 1	Nat	Driver 2	Nat	Vehicle	Cat	Cl	Best 1 Time	Best 1 Lap	Best 2 Time	Best 2 Lap	Best 3 Time	Best 3 Lap	Best 4 Time	Best 4 Lap	Best 5 Time	Best 5 Lap
1	30	Car Collection Motorsport	DEU	Hash	USA	Alex Fontana	CHE	Porsche 911 GT3 R (992)	PROAM	1	**1:41.513**	8	1:41.786	11	1:41.858	9	1:42.068	4	1:42.215	3
2	65	Team Motopark	DEU	Heiko Neumann	DEU	Lukas Dunner	AUT	Mercedes AMG GT3 EVO	PROAM	2	**1:41.708**	21	1:42.846	12	1:43.110	6	1:43.267	22	1:43.271	13
3	9	GetSpeed	DEU	Anthony Bartone	USA	Fabian Schiller	DEU	Mercedes AMG GT3 EVO	PRO	1	**1:41.998**	23	1:42.254	24	1:42.500	26	1:42.953	22	1:43.536	17
4	18	Dinamic GT	ITA	Alexey Nesov	NO	Maksim Kizilov	NO	Porsche 911 GT3 R (992)	PRO	2	**1:42.350**	23	1:42.709	21	1:43.092	4	1:43.270	3	1:43.400	2
5	11	Team Motopark	DEU	Levente Révész	HUN	Matteo Cairoli	ITA	Mercedes AMG GT3 EVO	PRO	3	**1:42.372**	18	1:42.470	17	1:42.800	8	1:42.832	19	1:43.366	11
6	1	Eastalent Racing	AUT	Simon Reicher	AUT	Christopher Haase	DEU	Audi R8 LMS GT3 EVO II	PRO	4	**1:42.488**	3	1:42.531	9	1:42.638	4	1:42.644	10	1:42.690	8
7	777	Olimp Racing	POL	Marcin Jedliński	POL	Karol Basz	POL	Ferrari 296 GT3	PROAM	3	**1:42.609**	7	1:42.691	10	1:43.063	6	1:43.438	5	1:46.271	21
8	33	Greystone GT	GBR	Dean Macdonald	GBR	James Kell	GBR	McLaren 720S GT3 EVO	PRO	5	**1:42.626**	19	1:42.828	18	1:43.197	8	1:43.201	14	1:43.227	17
9	55	AF Corse	ITA	Laurent De Meeus	BEL	Vincent Abril	FRA	Ferrari 296 GT3	PROAM	4	**1:42.644**	11	1:42.704	14	1:42.792	15	1:43.221	10	1:45.983	7
10	75	Team ISR	CZE	Filip Salaquarda	CZE	Libor Milota	CZE	Audi R8 LMS GT3 EVO II	PROAM	5	**1:42.750**	3	1:42.894	2	1:42.977	4	1:43.043	9	1:43.079	8
11	51	AF Corse	ITA	Carl Bennett	THA	Tommaso Mosca	ITA	Ferrari 296 GT3	PRO	6	**1:42.824**	24	1:43.000	19	1:43.017	22	1:43.155	20	1:43.156	25
12	13	Team Motopark	DEU	Robert Visoiu	ROU	Niklas Krütten	DEU	Mercedes AMG GT3 EVO	PRO	7	**1:42.860**	4	1:43.483	9	1:43.547	15	1:43.571	2	1:43.646	3
13	4	Optimum Motorsport	GBR	Michael Porter	GBR	Zac Meakin	GBR	McLaren 720S GT3 EVO	PRO	8	**1:42.922**	12	1:42.939	13	1:42.952	20	1:43.028	8	1:43.062	14
14	5	Olimp Racing	POL	Stanislaw Jedliński	POL	Krystian Korzeniowski	POL	Ferrari 296 GT3	AM	1	**1:42.942**	6	1:44.142	7	1:44.993	5	1:49.089	8	1:52.727	15
15	80	Mertel Motorsport	DEU	Luca Ludwig	DEU	Iván Velasco	ESP	Ferrari 488 GT3 Evo	PROAM	6	**1:43.001**	9	1:43.233	11	1:43.396	12	1:44.670	5	1:44.898	6
16	17	Elite Motorsport with Entire Race Engineering	GBR	Tom Lebbon	GBR	Tom Emson	GBR	Ferrari 296 GT3	PRO	9	**1:43.159**	22	1:43.226	19	1:43.415	18	1:43.515	6	1:43.531	13
17	82	GetSpeed	DEU	Marcelo Ramírez	MEX	Ralf Aron	EST	Mercedes AMG GT3 EVO	PRO	10	**1:43.310**	4	1:43.579	3	1:44.459	2	1:45.669	19	1:46.282	9
18	6	GetSpeed	DEU	Steve Jans	LUX	Aaron Walker	GBR	Mercedes AMG GT3 EVO	PROAM	7	**1:43.511**	21	1:43.774	20	1:43.814	3	1:43.879	18	1:43.941	11
19	79	Tsunami RT	SMR	Johannes Zelger	ITA	Fabio Babini	ITA	Porsche 911 GT3 R (992)	PROAM	8	**1:43.519**	17	1:43.628	10	1:43.716	11	1:43.950	18	1:44.020	14
20	188	Garage 59	GBR	Mark Sansom	GBR	Miguel Ramos	PRT	McLaren 720S GT3 EVO	AM	2	**1:43.588**	21	1:44.069	22	1:44.138	19	1:44.203	23	1:45.488	24
21	63	Oregon Team	ITA	Antoine Doquin	FRA	Artem Petrov	ISR	Lamborghini Huracán GT3 EVO2	PRO	11	**1:43.687**	12	1:44.101	7	1:44.454	24	1:44.466	23	1:44.477	8
22	28	BDR Competition / BDR Grupo Prom Racing Team	BEL	Amaury Bonduel	FRA	Luis Michael Dörrbecker	MEX	Mercedes AMG GT3 EVO	PRO	12	**1:43.789**	11	1:43.887	9	1:44.206	8	1:44.834	5	1:45.669	10
23	21	AF Corse	ITA	Gino Forgione	CHE	Michele Rugolo	ITA	Ferrari 296 GT3	AM	3	**1:44.007**	6	1:44.658	9	1:45.012	3	1:45.055	11	1:45.672	10
24	10	Iron Lynx	ITA	Brenton Grove	AUS	Stephen Grove	AUS	Mercedes AMG GT3 EVO	PROAM	9	**1:44.189**	8	1:44.514	6	1:44.825	7	1:45.311	25	1:45.481	3
25	26	Sainteloc Racing	FRA	Michael Blanchemain	FRA	Marcus Påverud	NOR	Audi R8 LMS GT3 EVO II	PROAM	10	**1:45.031**	3	1:46.068	2	1:46.316	10	1:46.371	9	1:47.007	8
26	86	Team Thor	ISL	Audunn Gudmundsson	ISL	Thorvaldur Gissurarson	ISL	Porsche 911 GT3 R (992)	AM	4	**1:45.293**	21	1:45.401	18	1:45.964	19	1:46.510	2	1:46.555	22
27	19	Oregon Team	ITA	Robin Rogalski	POL	Filip Ugran	ROU	Lamborghini Huracán GT3 EVO2	PRO	13	**1:45.448**	12	1:45.460	8	1:45.506	22	1:45.771	7	1:45.776	13
28	77	BDR Competition / BDR Grupo Prom Racing Team	BEL	Alfredo Hernández	MEX			Mercedes AMG GT3 EVO	AM	5	**1:51.957**	15	1:52.533	12	1:53.354	11	1:53.468	10	1:55.846	9

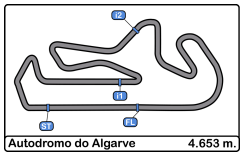

Autodromo Int. do Algarve
International GT Open
Private test - 1
Best 5 Top Speeds

Cl	Nº	Entrant/Team	Nat	Driver 1	Nat	Driver 2	Nat	Vehicle	Cat	Cl	Top 1 Km/h	Top 1 Lap	Top 2 Km/h	Top 2 Lap	Top 3 Km/h	Top 3 Lap	Top 4 Km/h	Top 4 Lap	Top 5 Km/h	Top 5 Lap	Avg
1	18	Dinamic GT	ITA	Alexey Nesov	ND	Maksim Kizilov	ND	Porsche 911 GT3 R (992)	PRO	1	266.0	22	266.0	24	265.3	3	265.3	20	264.0	5	265.3
2	51	AF Corse	ITA	Carl Bennett	THA	Tommaso Mosca	ITA	Ferrari 296 GT3	PRO	2	266.0	7	264.7	21	264.7	25	264.0	8	264.0	9	264.7
3	75	Team ISR	CZE	Filip Salaquarda	CZE	Libor Milota	CZE	Audi R8 LMS GT3 EVO II	PROAM	1	266.0	21	264.7	3	264.7	4	264.7	9	264.7	20	264.9
4	5	Olimp Racing	POL	Stanislaw Jedliński	POL	Krystian Korzeniowski	POL	Ferrari 296 GT3	AM	1	265.3	7	263.4	5	263.4	6	262.7	3	258.9	8	262.7
5	21	AF Corse	ITA	Gino Forgione	CHE	Michele Rugolo	ITA	Ferrari 296 GT3	AM	2	265.3	7	263.4	9	263.4	11	263.4	12	262.7	6	263.6
6	82	GetSpeed	DEU	Marcelo Ramírez	MEX	Ralf Aron	EST	Mercedes AMG GT3 EVO	PRO	3	265.3	5	263.4	4	263.4	12	262.7	16	262.1	10	263.4
7	4	Optimum Motorsport	GBR	Michael Porter	GBR	Zac Meakin	GBR	McLaren 720S GT3 EVO	PRO	4	264.7	24	264.0	20	264.0	21	263.4	15	263.4	26	263.9
8	11	Team Motopark	DEU	Levente Révész	HUN	Matteo Cairoli	ITA	Mercedes AMG GT3 EVO	PRO	5	264.7	4	264.0	9	263.4	7	263.4	8	263.4	14	263.8
9	79	Tsunami RT	SMR	Johannes Zelger	ITA	Fabio Babini	ITA	Porsche 911 GT3 R (992)	PROAM	2	264.7	6	264.7	10	264.0	7	264.0	15	263.4	5	264.1
10	777	Olimp Racing	POL	Marcin Jedliński	POL	Karol Basz	POL	Ferrari 296 GT3	PROAM	3	264.7	7	264.7	11	263.4	3	263.4	6	263.4	8	263.9
11	9	GetSpeed	DEU	Anthony Bartone	USA	Fabian Schiller	DEU	Mercedes AMG GT3 EVO	PRO	6	264.0	10	264.0	24	263.4	18	263.4	25	262.7	19	263.5
12	26	Sainteloc Racing	FRA	Michael Blanchemain	FRA	Marcus Påverud	NOR	Audi R8 LMS GT3 EVO II	PROAM	4	264.0	3	264.0	4	262.7	11	262.1	9	262.1	10	263.0
13	30	Car Collection Motorsport	DEU	Hash	USA	Alex Fontana	CHE	Porsche 911 GT3 R (992)	PROAM	5	264.0	5	264.0	8	264.0	9	263.4	4	263.4	11	263.8
14	1	Eastalent Racing	AUT	Simon Reicher	AUT	Christopher Haase	DEU	Audi R8 LMS GT3 EVO II	PRO	7	263.4	19	262.7	8	262.7	9	262.7	22	262.7	27	262.9
15	13	Team Motopark	DEU	Robert Visoiu	ROU	Niklas Krütten	DEU	Mercedes AMG GT3 EVO	PRO	8	263.4	18	263.4	19	263.4	22	262.7	5	262.7	9	263.1
16	17	Elite Motorsport with Entire Race Engineering	GBR	Tom Lebbon	GBR	Tom Emson	GBR	Ferrari 296 GT3	PRO	9	263.4	12	262.7	6	262.7	10	262.7	13	262.7	19	262.9
17	33	Greystone GT	GBR	Dean Macdonald	GBR	James Kell	GBR	McLaren 720S GT3 EVO	PRO	10	263.4	23	263.4	25	262.7	9	262.7	20	262.7	24	263.0
18	65	Team Motopark	DEU	Heiko Neumann	DEU	Lukas Dunner	AUT	Mercedes AMG GT3 EVO	PROAM	6	263.4	16	263.4	23	262.7	12	262.7	17	262.1	6	262.9
19	80	Mertel Motorsport	DEU	Luca Ludwig	DEU	Iván Velasco	ESP	Ferrari 488 GT3 Evo	PROAM	7	263.4	6	263.4	10	262.7	11	262.7	12	262.1	7	262.9
20	188	Garage 59	GBR	Mark Sansom	GBR	Miguel Ramos	PRT	McLaren 720S GT3 EVO	AM	3	263.4	23	262.7	24	262.1	20	262.1	22	262.1	25	262.5
21	86	Team Thor	ISL	Audunn Gudmundsson	ISL	Thorvaldur Gissurarson	ISL	Porsche 911 GT3 R (992)	AM	4	262.7	19	261.5	9	261.5	11	261.5	20	260.8	3	261.6
22	55	AF Corse	ITA	Laurent De Meeus	BEL	Vincent Abril	FRA	Ferrari 296 GT3	PROAM	8	262.1	16	261.5	8	261.5	11	260.2	7	260.2	10	261.1
23	19	Oregon Team	ITA	Robin Rogalski	POL	Filip Ugran	ROU	Lamborghini Huracán GT3 EVO2	PRO	11	261.5	23	260.8	12	260.2	14	260.2	22	259.6	3	260.4
24	63	Oregon Team	ITA	Antoine Doquin	FRA	Artem Petrov	ISR	Lamborghini Huracán GT3 EVO2	PRO	12	261.5	13	260.8	9	260.2	8	260.2	14	259.6	5	260.4
25	6	GetSpeed	DEU	Steve Jans	LUX	Aaron Walker	GBR	Mercedes AMG GT3 EVO	PROAM	9	260.8	9	260.8	21	260.8	22	260.2	8	259.6	7	260.4
26	28	BDR Competition / BDR Grupo Prom Racing Team	BEL	Amaury Bonduel	FRA	Luis Michael Dörrbecker	MEX	Mercedes AMG GT3 EVO	PRO	13	260.2	12	258.3	6	257.7	3	257.7	4	257.7	5	258.3
27	10	Iron Lynx	ITA	Brenton Grove	AUS	Stephen Grove	AUS	Mercedes AMG GT3 EVO	PROAM	10	258.9	4	258.9	7	258.9	19	258.3	23	258.3	24	258.7
28	77	BDR Competition / BDR Grupo Prom Racing Team	BEL	Alfredo Hernández	MEX			Mercedes AMG GT3 EVO	AM	5	245.4	16	244.8	13	244.8	15	243.2	12	242.6	11	244.2

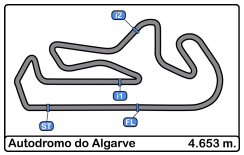

Autodromo Int. do Algarve

International GT Open

Private test - 1

Fastest Laps Sequence

Lap	Time of Day	Session Time	Nº	Entrant/Team	Nat	Driver 1	Nat	Driver 2	Nat	Vehicle	Cat	Time	Km/h
2	11:23:53.584	3:53.584	**30**	Car Collection Motorsport	DEU	Hash	USA	Alex Fontana	CHE	Porsche 911 GT3 R (992)	PROAM	**1:43.199**	162.3
2	11:24:27.299	4:27.299	**75**	Team ISR	CZE	Filip Salaquarda	CZE	Libor Milota	CZE	Audi R8 LMS GT3 EVO II	PROAM	**1:42.894**	162.7
3	11:25:35.799	5:35.799	**30**	Car Collection Motorsport	DEU	Hash	USA	Alex Fontana	CHE	Porsche 911 GT3 R (992)	PROAM	**1:42.215**	163.8
4	11:27:17.867	7:17.867	**30**	Car Collection Motorsport	DEU	Hash	USA	Alex Fontana	CHE	Porsche 911 GT3 R (992)	PROAM	**1:42.068**	164.1
8	11:43:24.838	23:24.838	**30**	Car Collection Motorsport	DEU	Hash	USA	Alex Fontana	CHE	Porsche 911 GT3 R (992)	PROAM	**1:41.513**	165.0

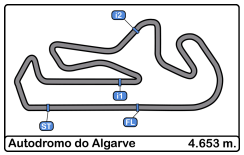

Autodromo do Algarve 4.653 m.

Autodromo Int. do Algarve
International GT Open
Private test - 1
Event Best Maximum Speed

Nº	Entrant/Team	Nat	Driver 1	Nat	Driver 2	Nat	Vehicle	Cat	Km/h	Session
51	AF Corse	ITA	Carl Bennett	THA	Tommaso Mosca	ITA	Ferrari 296 GT3	PRO	266.0	Private test - 1
75	Team ISR	CZE	Filip Salaquarda	CZE	Libor Milota	CZE	Audi R8 LMS GT3 EVO II	PROAM	266.0	Private test - 1
18	Dinamic GT	ITA	Alexey Nesov	ND	Maksim Kizilov	ND	Porsche 911 GT3 R (992)	PRO	266.0	Private test - 1
82	GetSpeed	DEU	Marcelo Ramírez	MEX	Ralf Aron	EST	Mercedes AMG GT3 EVO	PRO	265.3	Private test - 1
21	AF Corse	ITA	Gino Forgione	CHE	Michele Rugolo	ITA	Ferrari 296 GT3	AM	265.3	Private test - 1
5	Olimp Racing	POL	Stanislaw Jedliński	POL	Krystian Korzeniowski	POL	Ferrari 296 GT3	AM	265.3	Private test - 1
79	Tsunami RT	SMR	Johannes Zelger	ITA	Fabio Babini	ITA	Porsche 911 GT3 R (992)	PROAM	264.7	Private test - 1
11	Team Motopark	DEU	Levente Révész	HUN	Matteo Cairoli	ITA	Mercedes AMG GT3 EVO	PRO	264.7	Private test - 1
777	Olimp Racing	POL	Marcin Jedliński	POL	Karol Basz	POL	Ferrari 296 GT3	PROAM	264.7	Private test - 1
4	Optimum Motorsport	GBR	Michael Porter	GBR	Zac Meakin	GBR	McLaren 720S GT3 EVO	PRO	264.7	Private test - 1
26	Sainteloc Racing	FRA	Michael Blanchemain	FRA	Marcus Påverud	NOR	Audi R8 LMS GT3 EVO II	PROAM	264.0	Private test - 1
30	Car Collection Motorsport	DEU	Hash	USA	Alex Fontana	CHE	Porsche 911 GT3 R (992)	PROAM	264.0	Private test - 1
9	GetSpeed	DEU	Anthony Bartone	USA	Fabian Schiller	DEU	Mercedes AMG GT3 EVO	PRO	264.0	Private test - 1
80	Mertel Motorsport	DEU	Luca Ludwig	DEU	Iván Velasco	ESP	Ferrari 488 GT3 Evo	PROAM	263.4	Private test - 1
17	Elite Motorsport with Entire Race Engineering	GBR	Tom Lebbon	GBR	Tom Emson	GBR	Ferrari 296 GT3	PRO	263.4	Private test - 1
65	Team Motopark	DEU	Heiko Neumann	DEU	Lukas Dunner	AUT	Mercedes AMG GT3 EVO	PROAM	263.4	Private test - 1
1	Eastalent Racing	AUT	Simon Reicher	AUT	Christopher Haase	DEU	Audi R8 LMS GT3 EVO II	PRO	263.4	Private test - 1
13	Team Motopark	DEU	Robert Visoiu	ROU	Niklas Krütten	DEU	Mercedes AMG GT3 EVO	PRO	263.4	Private test - 1
188	Garage 59	GBR	Mark Sansom	GBR	Miguel Ramos	PRT	McLaren 720S GT3 EVO	AM	263.4	Private test - 1
33	Greystone GT	GBR	Dean Macdonald	GBR	James Kell	GBR	McLaren 720S GT3 EVO	PRO	263.4	Private test - 1
86	Team Thor	ISL	Audunn Gudmundsson	ISL	Thorvaldur Gissurarson	ISL	Porsche 911 GT3 R (992)	AM	262.7	Private test - 1
55	AF Corse	ITA	Laurent De Meeus	BEL	Vincent Abril	FRA	Ferrari 296 GT3	PROAM	262.1	Private test - 1
63	Oregon Team	ITA	Antoine Doquin	FRA	Artem Petrov	ISR	Lamborghini Huracán GT3 EVO2	PRO	261.5	Private test - 1
19	Oregon Team	ITA	Robin Rogalski	POL	Filip Ugran	ROU	Lamborghini Huracán GT3 EVO2	PRO	261.5	Private test - 1
6	GetSpeed	DEU	Steve Jans	LUX	Aaron Walker	GBR	Mercedes AMG GT3 EVO	PROAM	260.8	Private test - 1
28	BDR Competition / BDR Grupo Prom Racing Team	BEL	Amaury Bonduel	FRA	Luis Michael Dörrbecker	MEX	Mercedes AMG GT3 EVO	PRO	260.2	Private test - 1
10	Iron Lynx	ITA	Brenton Grove	AUS	Stephen Grove	AUS	Mercedes AMG GT3 EVO	PROAM	258.9	Private test - 1
77	BDR Competition / BDR Grupo Prom Racing Team	BEL	Alfredo Hernández	MEX			Mercedes AMG GT3 EVO	AM	245.4	Private test - 1

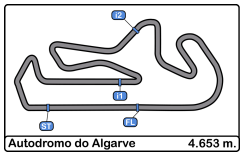

Autodromo Int. do Algarve
International GT Open
Private test - 1
Pit Stop Analysis

1 — Simon Reicher — Audi R8 LMS GT3 EVO II
PRO — Christopher Haase — Eastalent Racing

Nº	In Day Time	In Time	Out Time	Pit Time	T. Pit Time	Handicap	Diff.
1	11:30:14.598	11:30:14.598	11:37:21.561	7:06.963	7:06.963		
2	11:47:49.721	11:47:49.721	11:49:09.408	1:19.687	8:26.650		
3	11:57:56.046	11:57:56.046	12:02:31.900	4:35.854	13:02.504		

4 — Michael Porter — McLaren 720S GT3 EVO
PRO — Zac Meakin — Optimum Motorsport

Nº	In Day Time	In Time	Out Time	Pit Time	T. Pit Time	Handicap	Diff.
1	11:22:42.359	11:22:42.359	11:24:14.082	1:31.723	1:31.723		
2	11:29:46.130	11:29:46.130	11:37:38.558	7:52.428	9:24.151		
3	11:46:24.412	11:46:24.412	11:51:39.566	5:15.154	14:39.305		
4	12:02:19.887	12:02:19.887	12:04:22.970	2:03.083	16:42.388		

5 — Stanislaw Jedliński — Ferrari 296 GT3
AM — Krystian Korzeniowski — Olimp Racing

Nº	In Day Time	In Time	Out Time	Pit Time	T. Pit Time	Handicap	Diff.
1	11:23:32.645	11:23:32.645	11:26:13.265	2:40.620	2:40.620		
2	11:30:12.807	11:30:12.807	11:37:30.634	7:17.827	9:58.447		
3	11:46:10.831	11:46:10.831	11:53:34.870	7:24.039	17:22.486		
4	11:55:18.673	11:55:18.673	11:59:07.548	3:48.875	21:11.361		

6 — Steve Jans — Mercedes AMG GT3 EVO
PROAM — Aaron Walker — GetSpeed

Nº	In Day Time	In Time	Out Time	Pit Time	T. Pit Time	Handicap	Diff.
1	11:30:29.000	11:30:29.000	11:38:22.479	7:53.479	7:53.479		
2	11:55:53.922	11:55:53.922	11:58:13.968	2:20.046	10:13.525		
3	12:10:30.895	12:10:30.895	12:12:07.732	1:36.837	11:50.362		

9 — Anthony Bartone — Mercedes AMG GT3 EVO
PRO — Fabian Schiller — GetSpeed

Nº	In Day Time	In Time	Out Time	Pit Time	T. Pit Time	Handicap	Diff.
1	11:30:50.984	11:30:50.984	11:36:29.624	5:38.640	5:38.640		
2	11:52:23.626	11:52:23.626	11:55:17.125	2:53.499	8:32.139		
3	12:05:45.178	12:05:45.178	12:09:40.866	3:55.688	12:27.827		

10 — Brenton Grove — Mercedes AMG GT3 EVO
PROAM — Stephen Grove — Iron Lynx

Nº	In Day Time	In Time	Out Time	Pit Time	T. Pit Time	Handicap	Diff.
1	11:22:38.453	11:22:38.453	11:24:08.999	1:30.546	1:30.546		
2	11:29:41.742	11:29:41.742	11:36:31.423	6:49.681	8:20.227		
3	11:45:16.555	11:45:16.555	11:47:56.891	2:40.336	11:00.563		

11 — Levente Révész — Mercedes AMG GT3 EVO
PRO — Matteo Cairoli — Team Motopark

Nº	In Day Time	In Time	Out Time	Pit Time	T. Pit Time	Handicap	Diff.
1	11:52:31.527	11:52:31.527	11:54:35.853	2:04.326	2:04.326		
2	11:59:48.795	11:59:48.795	12:03:29.895	3:41.100	5:45.426		
3	12:08:41.363	12:08:41.363	12:11:51.441	3:10.078	8:55.504		

13 — Robert Visoiu — Mercedes AMG GT3 EVO
PRO — Niklas Krütten — Team Motopark

Nº	In Day Time	In Time	Out Time	Pit Time	T. Pit Time	Handicap	Diff.
1	11:29:21.318	11:29:21.318	11:36:12.559	6:51.241	6:51.241		
2	11:48:37.164	11:48:37.164	11:55:56.089	7:18.925	14:10.166		
3	12:08:12.234	12:08:12.234	12:10:53.938	2:41.704	16:51.870		

17 — Tom Lebbon — Ferrari 296 GT3
PRO — Tom Emson — Entire Race Engineering

Nº	In Day Time	In Time	Out Time	Pit Time	T. Pit Time	Handicap	Diff.
1	11:25:41.994	11:25:41.994	11:27:48.021	2:06.027	2:06.027		
2	11:29:57.792	11:29:57.792	11:37:23.436	7:25.644	9:31.671		
3	11:58:24.659	11:58:24.659	12:00:30.821	2:06.162	11:37.833		
4	12:11:08.625	12:11:08.625	12:13:24.323	2:15.698	13:53.531		

18 — Alexey Nesov — Porsche 911 GT3 R (992)
PRO — Maksim Kizilov — Dinamic GT

Nº	In Day Time	In Time	Out Time	Pit Time	T. Pit Time	Handicap	Diff.
1	11:29:18.122	11:29:18.122	11:37:51.113	8:32.991	8:32.991		
2	12:02:14.636	12:02:14.636	12:04:56.786	2:42.150	11:15.141		

19 — Robin Rogalski — Lamborghini Huracán GT3 EVO2
PRO — Filip Ugran — Oregon Team

Nº	In Day Time	In Time	Out Time	Pit Time	T. Pit Time	Handicap	Diff.
1	11:29:42.641	11:29:42.641	11:37:11.150	7:28.509	7:28.509		
2	11:47:49.095	11:47:49.095	11:49:04.972	1:15.877	8:44.386		
3	11:56:10.595	11:56:10.595	11:59:04.571	2:53.976	11:38.362		
4	12:08:05.946	12:08:05.946	12:09:14.076	1:08.130	12:46.492		

21 — Gino Forgione — Ferrari 296 GT3
AM — Michele Rugolo — AF Corse

Nº	In Day Time	In Time	Out Time	Pit Time	T. Pit Time	Handicap	Diff.
1	11:22:53.482	11:22:53.482	11:25:09.033	2:15.551	2:15.551		
2	11:30:58.952	11:30:58.952	11:36:39.006	5:40.054	7:55.605		
3	11:50:54.640	11:50:54.640	11:58:35.226	7:40.586	15:36.191		

28 — Amaury Bonduel — Mercedes AMG GT3 EVO
PRO — Luis Michael Dörrbecker — BDR Competition

Nº	In Day Time	In Time	Out Time	Pit Time	T. Pit Time	Handicap	Diff.
1	11:41:16.055	11:41:16.055	11:42:02.213	46.158	46.158		
2	11:50:58.501	11:50:58.501	11:53:40.454	2:41.953	3:28.111		
3	12:04:08.487	12:04:08.487	12:06:17.331	2:08.844	5:36.955		

30 — Hash — Porsche 911 GT3 R (992)
PROAM — Alex Fontana — Car Collection Motorsport

Nº	In Day Time	In Time	Out Time	Pit Time	T. Pit Time	Handicap	Diff.
1	11:29:05.597	11:29:05.597	11:38:02.037	8:56.440	8:56.440		
2	11:50:14.805	11:50:14.805	11:52:14.065	1:59.260	10:55.700		
3	12:10:24.605	12:10:24.605	12:11:47.100	1:22.495	12:18.195		

33 — Dean Macdonald — McLaren 720S GT3 EVO
PRO — James Kell — Greystone GT

Nº	In Day Time	In Time	Out Time	Pit Time	T. Pit Time	Handicap	Diff.
1	11:30:45.491	11:30:45.491	11:36:27.821	5:42.330	5:42.330		
2	11:43:23.961	11:43:23.961	11:46:21.110	2:57.149	8:39.479		
3	11:56:43.726	11:56:43.726	11:58:05.430	1:21.704	10:01.183		
4	12:06:44.445	12:06:44.445	12:09:09.199	2:24.754	12:25.937		

51 — Carl Bennett — Ferrari 296 GT3
PRO — Tommaso Mosca — AF Corse

Nº	In Day Time	In Time	Out Time	Pit Time	T. Pit Time	Handicap	Diff.
1	11:23:13.410	11:23:13.410	11:25:22.722	2:09.312	2:09.312		
2	11:31:53.933	11:31:53.933	11:36:39.685	4:45.752	6:55.064		
3	11:45:30.746	11:45:30.746	11:47:19.351	1:48.605	8:43.669		
4	12:01:20.021	12:01:20.021	12:04:28.309	3:08.288	11:51.957		

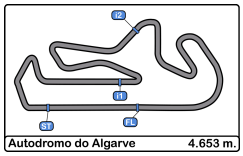

Autodromo Int. do Algarve
International GT Open
Private test - 1
Pit Stop Analysis

55 — Laurent De Meeus — Ferrari 296 GT3
PROAM — Vincent Abril — AF Corse

Nº	In Day Time	In Time	Out Time	Pit Time	T. Pit Time	Handicap	Diff.
1	11:29:35.137	11:29:35.137	11:38:03.017	8:27.880	8:27.880		
2	11:47:35.737	11:47:35.737	11:49:53.149	2:17.412	10:45.292		
3	11:57:05.946	11:57:05.946	11:59:02.191	1:56.245	12:41.537		
4	12:05:57.191	12:05:57.191	12:10:23.250	4:26.059	17:07.596		

63 — Antoine Doquin — Lamborghini Huracán GT3 EVO2
PRO — Artem Petrov — Oregon Team

Nº	In Day Time	In Time	Out Time	Pit Time	T. Pit Time	Handicap	Diff.
1	11:22:13.350	11:22:13.350	11:23:15.191	1:01.841	1:01.841		
2	11:30:42.939	11:30:42.939	11:36:25.080	5:42.141	6:43.982		
3	11:45:08.051	11:45:08.051	11:46:34.039	1:25.988	8:09.970		
4	11:55:17.336	11:55:17.336	11:57:21.254	2:03.918	10:13.888		
5	12:06:18.967	12:06:18.967	12:08:01.706	1:42.739	11:56.627		

65 — Heiko Neumann — Mercedes AMG GT3 EVO
PROAM — Lukas Dunner — Team Motopark

Nº	In Day Time	In Time	Out Time	Pit Time	T. Pit Time	Handicap	Diff.
1	11:22:14.993	11:22:14.993	11:28:41.275	6:26.282	6:26.282		
2	11:30:49.617	11:30:49.617	11:37:47.191	6:57.574	13:23.856		
3	11:49:56.140	11:49:56.140	11:51:59.729	2:03.589	15:27.445		
4	12:00:39.774	12:00:39.774	12:02:52.203	2:12.429	17:39.874		
5	12:11:53.949	12:11:53.949	12:13:30.733	1:36.784	19:16.658		

75 — Filip Salaquarda — Audi R8 LMS GT3 EVO II
PROAM — Libor Milota — Team ISR

Nº	In Day Time	In Time	Out Time	Pit Time	T. Pit Time	Handicap	Diff.
1	11:30:11.433	11:30:11.433	11:37:13.257	7:01.824	7:01.824		
2	11:46:03.540	11:46:03.540	11:47:42.898	1:39.358	8:41.182		
3	12:00:16.859	12:00:16.859	12:03:11.539	2:54.680	11:35.862		

77 — Alfredo Hernández — Mercedes AMG GT3 EVO
AM — BDR Competition

Nº	In Day Time	In Time	Out Time	Pit Time	T. Pit Time	Handicap	Diff.
1	11:30:00.302	11:30:00.302	11:41:17.359	11:17.057	11:17.057		
2	11:53:33.949	11:53:33.949	11:55:50.424	2:16.475	13:33.532		
3	12:07:23.733	12:07:23.733	12:09:57.541	2:33.808	16:07.340		

79 — Johannes Zelger — Porsche 911 GT3 R (992)
PROAM — Fabio Babini — Tsunami RT

Nº	In Day Time	In Time	Out Time	Pit Time	T. Pit Time	Handicap	Diff.
1	11:29:08.257	11:29:08.257	11:36:43.420	7:35.163	7:35.163		
2	11:45:27.281	11:45:27.281	11:49:20.155	3:52.874	11:28.037		
3	11:58:02.796	11:58:02.796	12:02:20.043	4:17.247	15:45.284		
4	12:07:35.436	12:07:35.436	12:13:08.366	5:32.930	21:18.214		

80 — Luca Ludwig — Ferrari 488 GT3 Evo
PROAM — Iván Velasco — Mertel Motorsport

Nº	In Day Time	In Time	Out Time	Pit Time	T. Pit Time	Handicap	Diff.
1	11:22:20.988	11:22:20.988	11:26:45.194	4:24.206	4:24.206		
2	11:30:41.152	11:30:41.152	11:38:15.864	7:34.712	11:58.918		
3	11:45:23.173	11:45:23.173	11:47:31.230	2:08.057	14:06.975		
4	11:57:58.256	11:57:58.256	12:00:51.379	2:53.123	17:00.098		
5	12:07:56.091	12:07:56.091	12:13:59.576	6:03.485	23:03.583		

82 — Marcelo Ramírez — Mercedes AMG GT3 EVO
PRO — Ralf Aron — GetSpeed

Nº	In Day Time	In Time	Out Time	Pit Time	T. Pit Time	Handicap	Diff.
1	11:29:44.719	11:29:44.719	11:39:01.633	9:16.914	9:16.914		
2	11:41:11.924	11:41:11.924	11:43:56.672	2:44.748	12:01.662		
3	12:04:06.307	12:04:06.307	12:16:38.299	12:31.992	24:33.654		

86 — Audunn Gudmundsson — Porsche 911 GT3 R (992)
AM — Thorvaldur Gissurarson — Team Thor

Nº	In Day Time	In Time	Out Time	Pit Time	T. Pit Time	Handicap	Diff.
1	11:36:04.043	11:36:04.043	11:43:07.232	7:03.189	7:03.189		
2	12:07:41.798	12:07:41.798	12:10:52.146	3:10.348	10:13.537		

188 — Mark Sansom — McLaren 720S GT3 EVO
AM — Miguel Ramos — Garage 59

Nº	In Day Time	In Time	Out Time	Pit Time	T. Pit Time	Handicap	Diff.
1	11:31:52.920	11:31:52.920	11:37:26.023	5:33.103	5:33.103		
2	11:53:31.339	11:53:31.339	11:56:45.638	3:14.299	8:47.402		

777 — Marcin Jedliński — Ferrari 296 GT3
PROAM — Karol Basz — Olimp Racing

Nº	In Day Time	In Time	Out Time	Pit Time	T. Pit Time	Handicap	Diff.
1	11:24:12.443	11:24:12.443	11:26:47.379	2:34.936	2:34.936		
2	11:30:47.795	11:30:47.795	11:37:07.921	6:20.126	8:55.062		
3	11:45:46.535	11:45:46.535	11:50:37.361	4:50.826	13:45.888		
4	11:55:54.710	11:55:54.710	12:00:59.898	5:05.188	18:51.076		

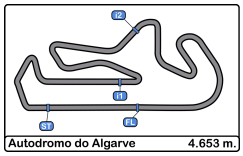

Autodromo Int. do Algarve
International GT Open
Private test - 1
Weather Report

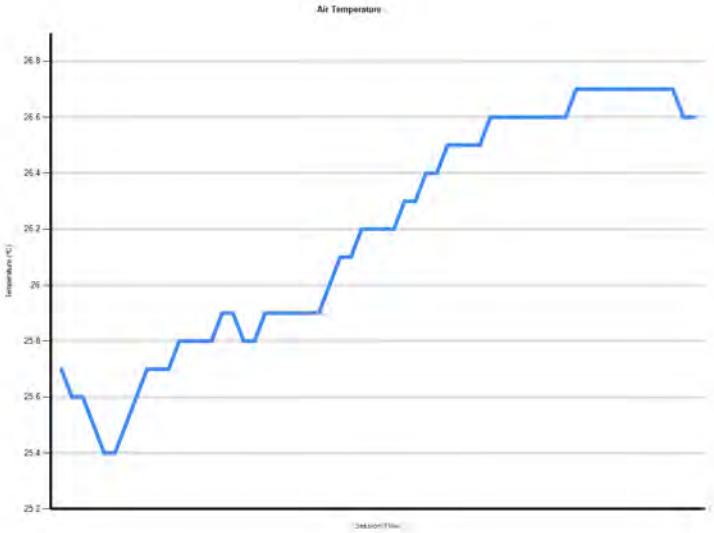

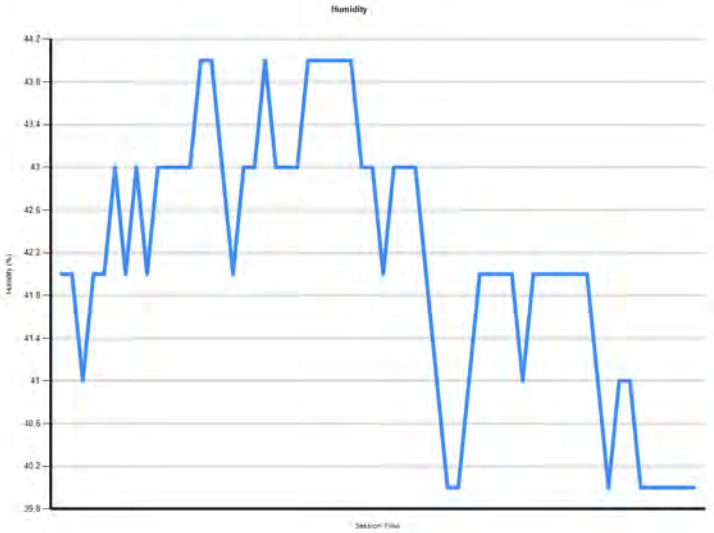

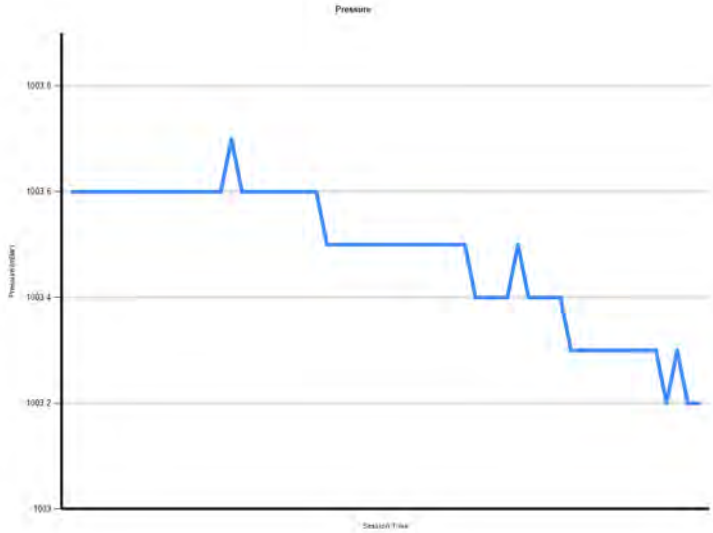

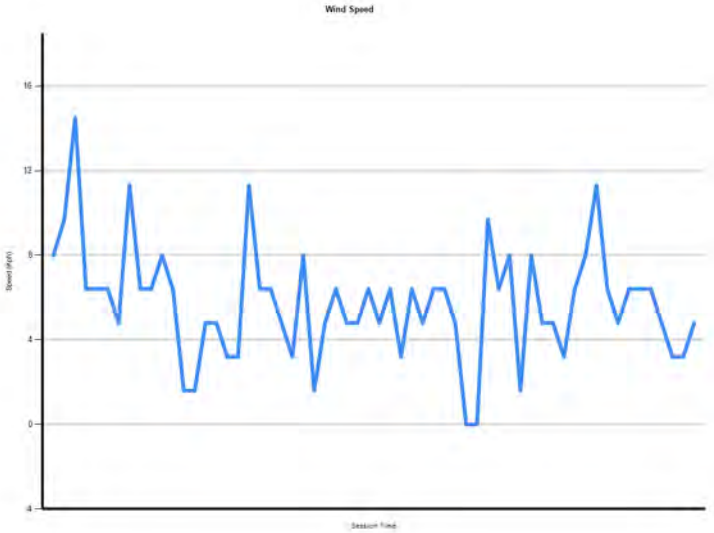

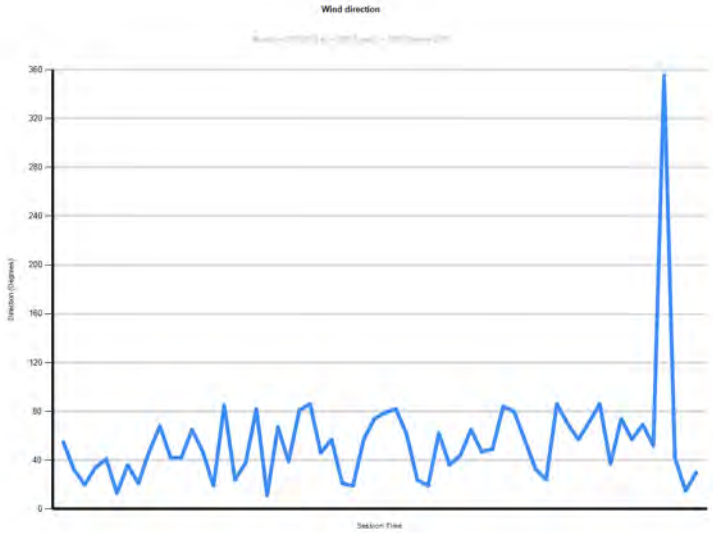

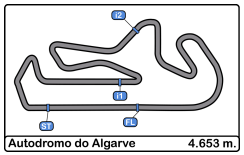

Autodromo Int. do Algarve
International GT Open
Private test - 2
Provisional Results

Cls	Nº	Entrant/Team	Nat	Driver 1	Nat	Driver 2	Nat	Vehicle	Cat	Cls	Laps	Best	Time	Gap	Interval	Km/h
1	65	Team Motopark	DEU	Heiko Neumann	DEU	Lukas Dunner	AUT	Mercedes AMG GT3 EVO	PROAM	1	28	26	1:41.157			165.5
2	1	Eastalent Racing	AUT	Simon Reicher	AUT	Christopher Haase	DEU	Audi R8 LMS GT3 EVO II	PRO	1	22	19	1:41.445	0.288	0.288	165.1
3	11	Team Motopark	DEU	Levente Révész	HUN	Matteo Cairoli	ITA	Mercedes AMG GT3 EVO	PRO	2	24	19	1:41.462	0.305	0.017	165.0
4	9	GetSpeed	DEU	Anthony Bartone	USA	Fabian Schiller	DEU	Mercedes AMG GT3 EVO	PRO	3	27	19	1:41.527	0.370	0.065	164.9
5	17	Elite Motorsport with Entire Race Engineering	GBR	Tom Lebbon	GBR	Tom Emson	GBR	Ferrari 296 GT3	PRO	4	30	24	1:41.572	0.415	0.045	164.9
6	30	Car Collection Motorsport	DEU	Hash	USA	Alex Fontana	CHE	Porsche 911 GT3 R (992)	PROAM	2	31	10	1:41.707	0.550	0.135	164.6
7	20	SPS Automotive Performance	DEU	Valentin Pierburg	DEU	Dominik Baumann	AUT	Mercedes AMG GT3 EVO	PROAM	3	31	10	1:41.763	0.606	0.056	164.6
8	51	AF Corse	ITA	Carl Bennett	THA	Tommaso Mosca	ITA	Ferrari 296 GT3	PRO	5	30	12	1:41.765	0.608	0.002	164.6
9	82	GetSpeed	DEU	Marcelo Ramírez	MEX	Ralf Aron	EST	Mercedes AMG GT3 EVO	PRO	6	29	3	1:41.778	0.621	0.013	164.5
10	33	Greystone GT	GBR	Dean Macdonald	GBR	James Kell	GBR	McLaren 720S GT3 EVO	PRO	7	26	6	1:41.782	0.625	0.004	164.5
11	54	CBRX by SPS	DEU	Dexter Müller	CHE	Yannick Mettler	CHE	Mercedes AMG GT3 EVO	PROAM	4	29	9	1:41.812	0.655	0.030	164.5
12	28	BDR Competition / BDR Grupo Prom Racing Team	BEL	Amaury Bonduel	FRA	Luis Michael Dörrbecker	MEX	Mercedes AMG GT3 EVO	PRO	8	27	16	1:41.825	0.668	0.013	164.5
13	13	Team Motopark	DEU	Robert Visoiu	ROU	Niklas Krütten	DEU	Mercedes AMG GT3 EVO	PRO	9	25	8	1:41.828	0.671	0.003	164.5
14	79	Tsunami RT	SMR	Johannes Zelger	ITA	Fabio Babini	ITA	Porsche 911 GT3 R (992)	PROAM	5	23	22	1:41.885	0.728	0.057	164.4
15	4	Optimum Motorsport	GBR	Michael Porter	GBR	Zac Meakin	GBR	McLaren 720S GT3 EVO	PRO	10	17	15	1:42.002	0.845	0.117	164.2
16	6	GetSpeed	DEU	Steve Jans	LUX	Aaron Walker	GBR	Mercedes AMG GT3 EVO	PROAM	6	29	4	1:42.190	1.033	0.188	163.9
17	777	Olimp Racing	POL	Marcin Jedliński	POL	Karol Basz	POL	Ferrari 296 GT3	PROAM	7	28	23	1:42.291	1.134	0.101	163.7
18	75	Team ISR	CZE	Filip Salaquarda	CZE	Libor Milota	CZE	Audi R8 LMS GT3 EVO II	PROAM	8	28	3	1:42.336	1.179	0.045	163.6
19	63	Oregon Team	ITA	Antoine Doquin	FRA	Artem Petrov	ISR	Lamborghini Huracán GT3 EVO2	PRO	11	30	7	1:42.352	1.195	0.016	163.6
20	18	Dinamic GT	ITA	Alexey Nesov	ND	Maksim Kizilov	ND	Porsche 911 GT3 R (992)	PRO	12	26	3	1:42.570	1.413	0.218	163.3
21	55	AF Corse	ITA	Laurent De Meeus	BEL	Vincent Abril	FRA	Ferrari 296 GT3	PROAM	9	27	24	1:42.614	1.457	0.044	163.2
22	21	AF Corse	ITA	Gino Forgione	CHE	Michele Rugolo	ITA	Ferrari 296 GT3	AM	1	29	19	1:42.784	1.627	0.170	162.9
23	188	Garage 59	GBR	Mark Sansom	GBR	Miguel Ramos	PRT	McLaren 720S GT3 EVO	AM	2	31	12	1:42.836	1.679	0.052	162.8
24	26	Sainteloc Racing	FRA	Michael Blanchemain	FRA	Marcus Påverud	NOR	Audi R8 LMS GT3 EVO II	PROAM	10	25	16	1:42.993	1.836	0.157	162.6
25	5	Olimp Racing	POL	Stanislaw Jedliński	POL	Krystian Korzeniowski	POL	Ferrari 296 GT3	AM	3	25	19	1:43.037	1.880	0.044	162.5
26	80	Mertel Motorsport	DEU	Luca Ludwig	DEU	Iván Velasco	ESP	Ferrari 488 GT3 Evo	PROAM	11	28	3	1:43.176	2.019	0.139	162.3
27	10	Iron Lynx	ITA	Brenton Grove	AUS	Stephen Grove	AUS	Mercedes AMG GT3 EVO	PROAM	12	31	30	1:43.428	2.271	0.252	161.9
28	19	Oregon Team	ITA	Robin Rogalski	POL	Filip Ugran	ROU	Lamborghini Huracán GT3 EVO2	PRO	13	32	9	1:43.471	2.314	0.043	161.8
29	86	Team Thor	ISL	Audunn Gudmundsson	ISL	Thorvaldur Gissurarson	ISL	Porsche 911 GT3 R (992)	AM	4	28	6	1:44.001	2.844	0.530	161.0
30	77	BDR Competition / BDR Grupo Prom Racing Team	BEL	Alfredo Hernández	MEX			Mercedes AMG GT3 EVO	AM	5	28	24	1:46.461	5.304	2.460	157.3

Published at:.....

Track Temp: **40.1 °C** Air Temp: **25.8 °C** Humidity: **36 %** Track Status: **DRY**

Race Director:

Timekeeper:

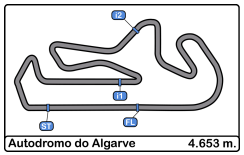

Autodromo Int. do Algarve
International GT Open
Private test - 2
Provisional Results by Category

PROAM

Cls	Nº	Entrant/Team	Nat	Driver 1	Nat	Driver 2	Nat	Vehicle	Cat	Cls	Laps	Best	Time	Gap	Interval	Km/h
1	65	Team Motopark	DEU	Heiko Neumann	DEU	Lukas Dunner	AUT	Mercedes AMG GT3 EVO	PROAM	1	28	26	1:41.157			165.5
2	30	Car Collection Motorsport	DEU	Hash	USA	Alex Fontana	CHE	Porsche 911 GT3 R (992)	PROAM	2	31	10	1:41.707	0.550	0.550	164.6
3	20	SPS Automotive Performance	DEU	Valentin Pierburg	DEU	Dominik Baumann	AUT	Mercedes AMG GT3 EVO	PROAM	3	31	10	1:41.763	0.606	0.056	164.6
4	54	CBRX by SPS	DEU	Dexter Müller	CHE	Yannick Mettler	CHE	Mercedes AMG GT3 EVO	PROAM	4	29	9	1:41.812	0.655	0.049	164.5
5	79	Tsunami RT	SMR	Johannes Zelger	ITA	Fabio Babini	ITA	Porsche 911 GT3 R (992)	PROAM	5	23	22	1:41.885	0.728	0.073	164.4
6	6	GetSpeed	DEU	Steve Jans	LUX	Aaron Walker	GBR	Mercedes AMG GT3 EVO	PROAM	6	29	4	1:42.190	1.033	0.305	163.9
7	777	Olimp Racing	POL	Marcin Jedliński	POL	Karol Basz	POL	Ferrari 296 GT3	PROAM	7	28	23	1:42.291	1.134	0.101	163.7
8	75	Team ISR	CZE	Filip Salaquarda	CZE	Libor Milota	CZE	Audi R8 LMS GT3 EVO II	PROAM	8	28	3	1:42.336	1.179	0.045	163.6
9	55	AF Corse	ITA	Laurent De Meeus	BEL	Vincent Abril	FRA	Ferrari 296 GT3	PROAM	9	27	24	1:42.614	1.457	0.278	163.2
10	26	Sainteloc Racing	FRA	Michael Blanchemain	FRA	Marcus Påverud	NOR	Audi R8 LMS GT3 EVO II	PROAM	10	25	16	1:42.993	1.836	0.379	162.6
11	80	Mertel Motorsport	DEU	Luca Ludwig	DEU	Iván Velasco	ESP	Ferrari 488 GT3 Evo	PROAM	11	28	3	1:43.176	2.019	0.183	162.3
12	10	Iron Lynx	ITA	Brenton Grove	AUS	Stephen Grove	AUS	Mercedes AMG GT3 EVO	PROAM	12	31	30	1:43.428	2.271	0.252	161.9

PRO

Cls	Nº	Entrant/Team	Nat	Driver 1	Nat	Driver 2	Nat	Vehicle	Cat	Cls	Laps	Best	Time	Gap	Interval	Km/h
1	1	Eastalent Racing	AUT	Simon Reicher	AUT	Christopher Haase	DEU	Audi R8 LMS GT3 EVO II	PRO	1	22	19	1:41.445			165.1
2	11	Team Motopark	DEU	Levente Révész	HUN	Matteo Cairoli	ITA	Mercedes AMG GT3 EVO	PRO	2	24	19	1:41.462	0.017	0.017	165.0
3	9	GetSpeed	DEU	Anthony Bartone	USA	Fabian Schiller	DEU	Mercedes AMG GT3 EVO	PRO	3	27	19	1:41.527	0.082	0.065	164.9
4	17	Elite Motorsport with Entire Race Engineering	GBR	Tom Lebbon	GBR	Tom Emson	GBR	Ferrari 296 GT3	PRO	4	30	24	1:41.572	0.127	0.045	164.9
5	51	AF Corse	ITA	Carl Bennett	THA	Tommaso Mosca	ITA	Ferrari 296 GT3	PRO	5	30	12	1:41.765	0.320	0.193	164.6
6	82	GetSpeed	DEU	Marcelo Ramírez	MEX	Ralf Aron	EST	Mercedes AMG GT3 EVO	PRO	6	29	3	1:41.778	0.333	0.013	164.5
7	33	Greystone GT	GBR	Dean Macdonald	GBR	James Kell	GBR	McLaren 720S GT3 EVO	PRO	7	26	6	1:41.782	0.337	0.004	164.5
8	28	BDR Competition / BDR Grupo Prom Racing Team	BEL	Amaury Bonduel	FRA	Luis Michael Dörrbecker	MEX	Mercedes AMG GT3 EVO	PRO	8	27	16	1:41.825	0.380	0.043	164.5
9	13	Team Motopark	DEU	Robert Visoiu	ROU	Niklas Krütten	DEU	Mercedes AMG GT3 EVO	PRO	9	25	8	1:41.828	0.383	0.003	164.5
10	4	Optimum Motorsport	GBR	Michael Porter	GBR	Zac Meakin	GBR	McLaren 720S GT3 EVO	PRO	10	17	15	1:42.002	0.557	0.174	164.2
11	63	Oregon Team	ITA	Antoine Doquin	FRA	Artem Petrov	ISR	Lamborghini Huracán GT3 EVO2	PRO	11	30	7	1:42.352	0.907	0.350	163.6
12	18	Dinamic GT	ITA	Alexey Nesov	NID	Maksim Kizilov	NID	Porsche 911 GT3 R (992)	PRO	12	26	3	1:42.570	1.125	0.218	163.3
13	19	Oregon Team	ITA	Robin Rogalski	POL	Filip Ugran	ROU	Lamborghini Huracán GT3 EVO2	PRO	13	32	9	1:43.471	2.026	0.901	161.8

AM

Cls	Nº	Entrant/Team	Nat	Driver 1	Nat	Driver 2	Nat	Vehicle	Cat	Cls	Laps	Best	Time	Gap	Interval	Km/h
1	21	AF Corse	ITA	Gino Forgione	CHE	Michele Rugolo	ITA	Ferrari 296 GT3	AM	1	29	19	1:42.784			162.9
2	188	Garage 59	GBR	Mark Sansom	GBR	Miguel Ramos	PRT	McLaren 720S GT3 EVO	AM	2	31	12	1:42.836	0.052	0.052	162.8

Published at:.....

Track Temp: **40.1 °C** Air Temp: **25.8 °C** Humidity: **36 %** Track Status: **DRY**

Race Director:

Timekeeper:

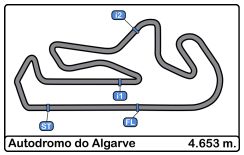

Autodromo Int. do Algarve

International GT Open

Private test - 2

Provisional Results by Category

AM

Cls	Nº	Entrant/Team	Nat	Driver 1	Nat	Driver 2	Nat	Vehicle	Cat	Cls	Laps	Best	Time	Gap	Interval	Km/h
3	**5**	Olimp Racing	POL	Stanislaw Jedliński	POL	Krystian Korzeniowski	POL	Ferrari 296 GT3	AM	3	25	**19**	**1:43.037**	0.253	0.201	162.5
4	**86**	Team Thor	ISL	Audunn Gudmundsson	ISL	Thorvaldur Gissurarson	ISL	Porsche 911 GT3 R (992)	AM	4	28	**6**	**1:44.001**	1.217	0.964	161.0
5	**77**	BDR Competition / BDR Grupo Prom Racing Team	BEL	Alfredo Hernández	MEX			Mercedes AMG GT3 EVO	AM	5	28	**24**	**1:46.461**	3.677	2.460	157.3

Published at:.....

Track Temp: **40.1 °C** Air Temp: **25.8 °C** Humidity: **36 %** Track Status: **DRY**

Race Director:

Timekeeper:

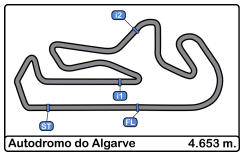

Autodromo Int. do Algarve
International GT Open
Private test - 2
Lap Analysis

1 — Simon Reicher — Audi R8 LMS GT3 EVO II
PRO — Christopher Haase — Eastalent Racing

Lap	D	Time	Sector 1	Sector 2	Sector 3	T. Spd	Elapsed
1		15:44:41.861	15:43:26.219	34.676	40.966		15:44:41.861
2		1:42.695	32.526	32.481	37.688	262.7	15:46:24.556
3		1:41.918	31.959	32.310	37.649	264.0	15:48:06.474
4		1:42.290	32.071	32.392	37.827	263.4	15:49:48.764
5		1:47.960	32.013	33.292	42.655	262.1	15:51:36.724
6		2:58.430	1:47.102	32.919	38.409		15:54:35.154
7		1:42.764	32.226	32.554	37.984	263.4	15:56:17.918
8		1:43.791	32.923	32.709	38.159	264.0	15:58:01.709
9		1:42.801	32.255	32.518	38.028	264.7	15:59:44.510
10		1:45.646	32.303	33.313	40.030	264.7	16:01:30.156
11		1:49.559	33.081	33.022	43.456	260.8	16:03:19.715
12		8:59.867	7:43.840	34.998	41.029		16:12:19.582
13		1:43.088	32.345	32.809	37.934	260.8	16:14:02.670
14		1:43.314	32.201	33.283	37.830	263.4	16:15:45.984
15		1:41.945	32.207	32.229	37.509	264.7	16:17:27.929
16		1:42.196	32.085	32.399	37.712	264.7	16:19:10.125
17		1:48.449	32.146	32.603	43.700	264.0	16:20:58.574
18		11:11.375	9:58.164	34.715	38.496		16:32:09.949
19		1:41.445	31.986	32.142	37.317	262.7	16:33:51.394
20		1:41.559	31.879	32.223	37.457	264.0	16:35:32.953
21		1:41.967	32.140	32.090	37.737	265.3	16:37:14.920
22		1:48.844	32.158	32.551	44.135	265.3	16:39:03.764

4 — Michael Porter — McLaren 720S GT3 EVO
PRO — Zac Meakin — Optimum Motorsport

Lap	D	Time	Sector 1	Sector 2	Sector 3	T. Spd	Elapsed
1		15:42:25.096	15:41:10.949	34.749	39.398		15:42:25.096
2		1:45.249	33.463	33.235	38.551	262.1	15:44:10.345
3		1:44.212	32.589	33.069	38.554	261.5	15:45:54.557
4		1:43.503	32.209	33.187	38.107	262.7	15:47:38.060
5		1:50.059	32.303	33.583	44.173	262.7	15:49:28.119
6		8:15.796	6:41.143	38.890	55.763		15:57:43.915
7		26:36.398	25:24.580	33.397	38.421		16:24:20.313
8		1:43.814	32.520	33.115	38.179	261.5	16:26:04.127
9		1:43.017	32.306	32.662	38.049	262.1	16:27:47.144
10		1:50.283	33.054	32.991	44.238	263.4	16:29:37.427
11		3:14.087	1:55.315	40.193	38.579		16:32:51.514
12		1:42.839	32.244	32.618	37.977	261.5	16:34:34.353
13		1:42.184	31.961	32.447	37.776	263.4	16:36:16.537
14		1:54.423	32.839	33.044	48.540	267.3	16:38:10.960
15		1:42.002	31.937	32.317	37.748	264.0	16:39:52.962
16		1:45.476	32.170	33.232	40.074	265.3	16:41:38.438
17		1:48.421	32.250	32.484	43.687	260.2	16:43:26.859

5 — Stanislaw Jedliński — Ferrari 296 GT3
AM — Krystian Korzeniowski — Olimp Racing

Lap	D	Time	Sector 1	Sector 2	Sector 3	T. Spd	Elapsed
1		15:44:01.165	15:42:33.538	39.622	48.005		15:44:01.165
2		1:55.733	34.904	38.131	42.698	254.7	15:45:56.898
3		1:54.234	34.896	36.855	42.483	255.3	15:47:51.132
4		1:52.629	35.586	35.317	41.726	245.4	15:49:43.761
5		1:52.715	34.594	36.665	41.456	254.1	15:51:36.476
6		2:03.498	36.135	36.282	51.081	257.1	15:53:39.974
7		4:59.251	3:35.539	38.119	45.593		15:58:39.225
8		2:08.023	37.215	37.308	53.500	234.2	16:00:47.248
9		4:17.627	3:00.093	36.156	41.378		16:05:04.875
10		1:52.023	34.597	35.517	41.909	258.9	16:06:56.898
11		1:53.418	36.638	35.422	41.358	247.7	16:08:50.316
12		1:54.676	35.196	37.060	42.420	246.5	16:10:44.992
13		1:54.925	35.983	36.712	42.230	257.7	16:12:39.917
14		2:08.223	35.707	37.323	55.193	258.3	16:14:48.140
15		4:17.388	3:05.939	32.882	38.567		16:19:05.528
16		1:43.395	32.557	32.511	38.327	262.7	16:20:48.923
17		1:45.880	32.488	33.391	40.001	263.4	16:22:34.803
18		1:43.268	32.345	32.776	38.147	264.7	16:24:18.071
19		1:43.037	32.275	32.639	38.123	264.0	16:26:01.108
20		1:43.621	32.290	32.966	38.365	264.7	16:27:44.729
21		1:48.851	32.263	32.948	43.640	265.3	16:29:33.580
22		4:57.621	3:41.169	34.786	41.666		16:34:31.201
23		1:45.081	32.980	33.069	39.032	264.0	16:36:16.282
24		1:45.626	32.578	34.339	38.709	265.3	16:38:01.908
25		1:52.810	32.713	33.040	47.057	260.8	16:39:54.718

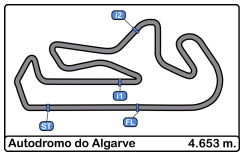

Autodromo Int. do Algarve
International GT Open
Private test - 2
Lap Analysis

6 — Steve Jans — Mercedes AMG GT3 EVO
PROAM — Aaron Walker — GetSpeed

Lap	D	Time	Sector 1	Sector 2	Sector 3	T. Spd	Elapsed
1		15:44:50.127	15:43:36.317	33.676	40.134		15:44:50.127
2		1:42.704	32.341	32.693	37.670	258.9	15:46:32.831
3		1:42.456	32.155	32.691	37.610	259.6	15:48:15.287
4		1:42.190	31.996	32.742	37.452	260.2	15:49:57.477
5		1:49.850	31.973	32.834	45.043	260.8	15:51:47.327
6		4:32.678	3:13.234	37.082	42.362		15:56:20.005
7		1:42.638	32.285	32.621	37.732	259.6	15:58:02.643
8		1:51.295	32.376	33.826	45.093	263.4	15:59:53.938
9		3:58.212	2:45.648	33.332	39.232		16:03:52.150
10		1:44.891	32.726	33.159	39.006	258.3	16:05:37.041
11		1:43.978	32.512	33.004	38.462	258.9	16:07:21.019
12		1:44.506	32.445	33.044	39.017	260.8	16:09:05.525
13		1:44.833	32.867	32.966	39.000	260.2	16:10:50.358
14		1:45.296	32.663	33.771	38.862	261.5	16:12:35.654
15		1:44.243	32.710	33.048	38.485	260.8	16:14:19.897
16		1:43.808	32.571	32.955	38.282	260.8	16:16:03.705
17		1:44.371	32.709	33.115	38.547	262.1	16:17:48.076
18		1:44.522	32.502	33.207	38.813	261.5	16:19:32.598
19		1:45.672	32.937	33.548	39.187	260.2	16:21:18.270
20		1:43.761	32.500	32.897	38.364	260.8	16:23:02.031
21		1:44.064	32.537	33.019	38.508	261.5	16:24:46.095
22		1:51.066	32.631	33.205	45.230	261.5	16:26:37.161
23		2:54.400	1:42.420	33.235	38.745		16:29:31.561
24		1:46.193	34.024	32.883	39.286	261.5	16:31:17.754
25		1:48.685	32.682	33.045	42.958	261.5	16:33:06.439
26		3:02.522	1:50.822	33.225	38.475		16:36:08.961
27		1:49.537	32.537	32.868	44.132	260.8	16:37:58.498
28		3:02.146	1:49.623	34.473	38.050		16:41:00.644
29		1:53.695	32.358	32.972	48.365	261.5	16:42:54.339

9 — Anthony Bartone — Mercedes AMG GT3 EVO
PRO — Fabian Schiller — GetSpeed

Lap	D	Time	Sector 1	Sector 2	Sector 3	T. Spd	Elapsed
1		15:42:50.770	15:41:36.884	35.020	38.866		15:42:50.770
2		1:43.219	32.484	32.701	38.034	262.1	15:44:33.989
3		1:42.291	32.166	32.437	37.688	263.4	15:46:16.280
4		1:47.967	32.078	32.650	43.239	264.0	15:48:04.247
5		8:34.141	7:19.161	32.692	42.288		15:56:38.388
6		1:42.935	32.830	32.450	37.655	264.0	15:58:21.323
7		1:42.405	32.141	32.442	37.822	264.7	16:00:03.728
8		1:47.694	32.033	32.477	43.184	265.3	16:01:51.422
9		3:07.023	1:55.172	33.226	38.625		16:04:58.445
10		1:44.025	32.940	32.871	38.214	263.4	16:06:42.470
11		1:43.639	32.297	32.997	38.345	264.7	16:08:26.109
12		1:43.133	32.472	32.733	37.928	265.3	16:10:09.242
13		2:07.628	32.179	49.351	46.098	265.3	16:12:16.870
14		4:48.569	3:36.889	33.720	37.960		16:17:05.439
15		1:44.952	32.088	32.672	40.192	262.7	16:18:50.391
16		1:42.778	32.362	32.581	37.835	263.4	16:20:33.169
17		1:49.964	32.676	33.533	43.755	264.0	16:22:23.133
18		3:10.519	1:57.895	33.037	39.587		16:25:33.652
19		1:41.527	31.951	32.299	37.277	264.7	16:27:15.179
20		1:59.980	35.372	46.536	38.072	267.9	16:29:15.159
21		1:44.798	31.768	32.470	40.560	266.6	16:30:59.957
22		1:48.121	31.772	32.277	44.072	266.0	16:32:48.078
23		2:51.997	1:40.658	33.386	37.953		16:35:40.075
24		1:43.167	32.376	32.802	37.989	264.0	16:37:23.242
25		1:42.950	32.283	32.802	37.865	265.3	16:39:06.192
26		1:43.091	32.340	32.867	37.884	264.7	16:40:49.283
27		1:59.330	32.487	33.136	53.707	264.7	16:42:48.613

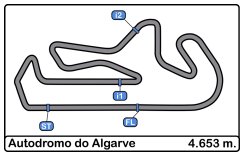

Autodromo Int. do Algarve
International GT Open
Private test - 2
Lap Analysis

10 — Brenton Grove — Mercedes AMG GT3 EVO
PROAM — Stephen Grove — Iron Lynx

Lap	D	Time	Sector 1	Sector 2	Sector 3	T. Spd	Elapsed
1		15:44:54.500	15:43:39.682	34.539	40.279		15:44:54.500
2		1:48.837	33.872	34.913	40.052	252.3	15:46:43.337
3		1:47.533	33.939	34.034	39.560	251.1	15:48:30.870
4		1:48.233	33.377	33.891	40.965	252.3	15:50:19.103
5		1:45.908	33.331	33.501	39.076	258.9	15:52:05.011
6		1:46.740	33.218	33.994	39.528	258.3	15:53:51.751
7		1:52.668	33.286	33.934	45.448	256.5	15:55:44.419
8		3:18.532	2:00.548	36.617	41.367		15:59:02.951
9		1:44.873	32.931	33.361	38.581	255.3	16:00:47.824
10		1:48.433	34.433	34.078	39.922	257.7	16:02:36.257
11		1:44.893	32.907	33.292	38.694	258.9	16:04:21.150
12		1:45.303	33.199	33.445	38.659	254.1	16:06:06.453
13		1:44.723	32.914	33.236	38.573	258.9	16:07:51.176
14		1:44.598	32.584	33.295	38.719	259.6	16:09:35.774
15		1:55.850	32.953	33.342	49.555	264.7	16:11:31.624
16		4:08.580	2:57.224	32.966	38.390		16:15:40.204
17		2:08.799	32.463	50.854	45.482	258.9	16:17:49.003
18		1:44.122	32.488	32.855	38.779	264.0	16:19:33.125
19		1:51.915	32.832	37.486	41.597	261.5	16:21:25.040
20		1:43.670	32.464	32.875	38.331	258.3	16:23:08.710
21		1:44.220	32.559	32.997	38.664	258.9	16:24:52.930
22		1:43.829	32.633	32.661	38.535	259.6	16:26:36.759
23		1:43.810	32.481	32.761	38.568	258.9	16:28:20.569
24		1:47.886	32.525	33.331	42.030	259.6	16:30:08.455
25		1:44.608	33.046	32.865	38.697	262.7	16:31:53.063
26		1:43.639	32.410	32.794	38.435	263.4	16:33:36.702
27		1:43.619	32.429	32.869	38.321	262.7	16:35:20.321
28		1:44.296	32.528	32.727	39.041	262.1	16:37:04.617
29		1:43.519	32.341	32.733	38.445	262.1	16:38:48.136
30		1:43.428	32.417	32.675	38.336	260.8	16:40:31.564
31		2:06.877	37.794	37.005	52.078	242.6	16:42:38.441

11 — Levente Révész — Mercedes AMG GT3 EVO
PRO — Matteo Cairoli — Team Motopark

Lap	D	Time	Sector 1	Sector 2	Sector 3	T. Spd	Elapsed
1		15:42:11.532	15:40:49.123	34.487	47.922		15:42:11.532
2		1:43.666	32.275	32.874	38.517	262.7	15:43:55.198
3		1:42.752	32.285	32.693	37.774	264.7	15:45:37.950
4		1:44.540	32.376	33.220	38.944	266.6	15:47:22.490
5		1:43.101	32.429	32.862	37.810	264.7	15:49:05.591
6		1:50.344	32.358	33.182	44.804	264.0	15:50:55.935
7		5:37.717	4:25.100	33.511	39.106		15:56:33.652
8		1:43.458	32.356	32.816	38.286	264.0	15:58:17.110
9		1:42.978	32.313	32.904	37.761	264.0	16:00:00.088
10		1:50.560	32.307	33.196	45.057	264.7	16:01:50.648
11		13:43.344	12:32.546	32.829	37.969		16:15:33.992
12		1:43.938	32.672	32.943	38.323	265.3	16:17:17.930
13		1:42.483	32.212	32.525	37.746	265.3	16:19:00.413
14		1:42.992	32.295	32.444	38.253	264.7	16:20:43.405
15		1:42.450	32.229	32.643	37.578	265.3	16:22:25.855
16		1:47.783	32.480	32.696	42.607	264.7	16:24:13.638
17		5:52.981	4:38.361	33.617	41.003		16:30:06.619
18		1:41.851	32.005	32.311	37.535	265.3	16:31:48.470
19		1:41.462	32.010	32.109	37.343	265.3	16:33:29.932
20		1:41.879	31.965	32.189	37.725	265.3	16:35:11.811
21		1:47.019	31.981	32.566	42.472	266.6	16:36:58.830
22		3:06.479	1:56.398	32.424	37.657		16:40:05.309
23		1:42.388	32.136	32.545	37.707	266.6	16:41:47.697
24		1:53.415	32.702	35.246	45.467	265.3	16:43:41.112

13 — Robert Visoiu — Mercedes AMG GT3 EVO
PRO — Niklas Krütten — Team Motopark

Lap	D	Time	Sector 1	Sector 2	Sector 3	T. Spd	Elapsed
1		15:42:05.757	15:40:46.740	35.041	43.976		15:42:05.757
2		1:52.395	32.531	33.279	46.585	262.1	15:43:58.152
3		1:42.756	32.186	32.820	37.750	262.1	15:45:40.908
4		1:47.020	32.792	35.037	39.191	266.0	15:47:27.928
5		1:50.842	32.051	32.770	46.021	263.4	15:49:18.770
6		7:20.195	6:01.043	33.211	45.941		15:56:38.965
7		1:45.412	33.476	32.869	39.067	264.0	15:58:24.377
8		1:41.828	32.035	32.436	37.357	265.3	16:00:06.205
9		1:45.566	32.149	33.005	40.412	266.0	16:01:51.771
10		1:48.554	32.152	32.509	43.893	264.7	16:03:40.325
11		8:43.057	7:31.018	33.525	38.514		16:12:23.382
12		1:43.806	32.390	33.117	38.299	262.1	16:14:07.188
13		1:43.514	32.219	33.124	38.171	264.7	16:15:50.702
14		1:44.284	32.373	33.552	38.359	265.3	16:17:34.986
15		1:43.895	32.422	33.275	38.198	264.0	16:19:18.881
16		1:43.754	32.540	33.151	38.063	263.4	16:21:02.635
17		1:43.623	32.402	32.927	38.294	264.0	16:22:46.258
18		1:50.466	32.319	33.224	44.923	264.0	16:24:36.724
19		6:54.968	5:43.471	33.386	38.111		16:31:31.692
20		1:42.949	32.214	32.730	38.005	264.0	16:33:14.641
21		1:52.050	33.317	33.034	45.699	264.0	16:35:06.691
22		2:51.857	1:38.999	32.713	40.145		16:37:58.548
23		1:43.556	32.148	32.922	38.486	264.0	16:39:42.104
24		1:43.532	32.190	33.288	38.054	262.7	16:41:25.636
25		1:48.628	32.155	32.646	43.827	262.7	16:43:14.264

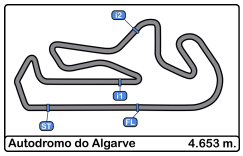

Autodromo Int. do Algarve
International GT Open
Private test - 2
Lap Analysis

17 — Tom Lebbon — Ferrari 296 GT3
PRO — Tom Emson — Elite Motorsport

Lap	D	Time	Sector 1	Sector 2	Sector 3	T. Spd	Elapsed
1		15:42:24.378	15:41:09.907	35.200	39.271		15:42:24.378
2		1:42.945	32.489	32.712	37.744	264.0	15:44:07.323
3		1:42.628	32.068	32.802	37.758	264.0	15:45:49.951
4		1:42.584	31.983	32.667	37.934	264.7	15:47:32.535
5		1:54.690	34.661	39.610	40.419	265.3	15:49:27.225
6		1:42.463	31.946	32.731	37.786	261.5	15:51:09.688
7		1:42.946	32.044	32.913	37.989	262.1	15:52:52.634
8		1:45.672	32.415	33.043	40.214	262.7	15:54:38.306
9		1:42.823	32.162	32.720	37.941	263.4	15:56:21.129
10		1:49.599	32.633	33.055	43.911	265.3	15:58:10.728
11		4:40.837	3:28.789	33.346	38.702		16:02:51.565
12		1:45.206	32.230	33.542	39.434	262.1	16:04:36.771
13		1:42.911	32.254	32.761	37.896	262.7	16:06:19.682
14		1:42.881	32.242	32.722	37.917	263.4	16:08:02.563
15		1:43.663	32.281	32.592	38.790	263.4	16:09:46.226
16		1:49.448	32.362	32.998	44.088	262.7	16:11:35.674
17		3:27.737	2:16.355	33.354	38.028		16:15:03.411
18		1:42.980	32.132	32.730	38.118	263.4	16:16:46.391
19		1:43.320	32.176	32.793	38.351	264.7	16:18:29.711
20		1:43.230	32.264	32.861	38.105	262.7	16:20:12.941
21		1:51.352	32.271	32.748	46.333	264.0	16:22:04.293
22		4:17.475	3:02.529	35.490	39.456		16:26:21.768
23		1:41.866	31.999	32.358	37.509	262.1	16:28:03.634
24		1:41.572	31.814	32.280	37.478	263.4	16:29:45.206
25		1:50.020	33.815	36.655	39.550	266.6	16:31:35.226
26		1:41.757	31.911	32.437	37.409	263.4	16:33:16.983
27		1:47.911	31.940	32.463	43.508	264.7	16:35:04.894
28		3:48.881	2:37.756	33.025	38.100		16:38:53.775
29		1:42.269	31.937	32.594	37.738	264.7	16:40:36.044
30		2:07.205	35.021	37.742	54.442	263.4	16:42:43.249

18 — Alexey Nesov — Porsche 911 GT3 R (992)
PRO — Maksim Kizilov — Dinamic GT

Lap	D	Time	Sector 1	Sector 2	Sector 3	T. Spd	Elapsed
1		15:42:09.030	15:40:49.285	33.426	46.319		15:42:09.030
2		1:43.912	32.418	32.951	38.543	266.0	15:43:52.942
3		1:42.570	32.201	32.663	37.706	263.4	15:45:35.512
4		1:43.392	32.321	33.167	37.904	265.3	15:47:18.904
5		1:43.116	32.135	32.921	38.060	263.4	15:49:02.020
6		1:43.009	32.202	32.861	37.946	265.3	15:50:45.029
7		1:47.998	32.477	32.742	42.779	265.3	15:52:33.027
8		4:28.040	3:11.347	35.871	40.822		15:57:01.067
9		1:48.987	34.489	34.707	39.791	257.7	15:58:50.054
10		1:48.359	33.783	34.388	40.188	260.2	16:00:38.413
11		1:48.272	33.565	34.233	40.474	257.7	16:02:26.685
12		1:46.713	33.635	33.792	39.286	258.9	16:04:13.398
13		1:48.894	33.668	34.599	40.627	259.6	16:06:02.292
14		1:54.249	33.490	33.995	46.764	263.4	16:07:56.541
15		3:12.632	1:56.785	34.722	41.125		16:11:09.173
16		1:46.752	33.528	33.935	39.289	261.5	16:12:55.925
17		1:46.557	33.471	33.657	39.429	260.8	16:14:42.482
18		1:49.970	33.960	34.158	41.852	241.0	16:16:32.452
19		1:55.963	33.495	34.479	47.989	264.0	16:18:28.415
20		11:37.042	10:10.812	34.923	51.307		16:30:05.457
21		2:26.289	42.759	44.212	59.318	198.8	16:32:31.746
22		2:52.664	1:33.905	36.615	42.144		16:35:24.410
23		1:48.142	34.524	34.003	39.615	256.5	16:37:12.552
24		1:45.840	33.216	33.474	39.150	261.5	16:38:58.392
25		1:45.317	33.063	33.452	38.802	262.1	16:40:43.709
26		2:03.052	34.989	35.176	52.887	260.8	16:42:46.761

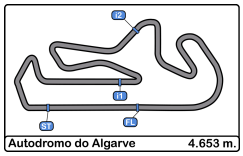

Autodromo Int. do Algarve
International GT Open
Private test - 2
Lap Analysis

19 — Robin Rogalski — Lamborghini Huracán GT3 EVO2

PRO — Filip Ugran — Oregon Team

Lap	D	Time	Sector 1	Sector 2	Sector 3	T. Spd	Elapsed
1		15:41:56.616	15:40:41.269	34.696	40.651		15:41:56.616
2		1:46.760	33.512	33.907	39.341	257.7	15:43:43.376
3		1:46.048	33.110	33.641	39.297	258.3	15:45:29.424
4		1:45.053	32.649	33.275	39.129	258.9	15:47:14.477
5		1:46.995	33.701	33.425	39.869	257.1	15:49:01.472
6		1:52.763	33.598	33.937	45.228	259.6	15:50:54.235
7		3:33.162	2:17.133	35.552	40.477		15:54:27.397
8		1:43.832	32.524	32.877	38.431	260.2	15:56:11.229
9		1:43.471	32.304	32.968	38.199	262.1	15:57:54.700
10		1:45.184	32.785	33.547	38.852	264.0	15:59:39.884
11		1:44.076	32.805	32.972	38.299	260.8	16:01:23.960
12		1:43.958	32.498	32.975	38.485	261.5	16:03:07.918
13		1:50.802	32.692	33.344	44.766	260.8	16:04:58.720
14		3:09.988	1:56.541	34.148	39.299		16:08:08.708
15		1:45.588	33.294	33.369	38.925	260.2	16:09:54.296
16		1:45.067	33.143	33.080	38.844	259.6	16:11:39.363
17		1:44.235	32.743	32.957	38.535	260.8	16:13:23.598
18		1:44.823	32.691	33.184	38.948	261.5	16:15:08.421
19		1:44.474	32.661	33.041	38.772	260.8	16:16:52.895
20		1:54.481	34.789	37.322	42.370	261.5	16:18:47.376
21		1:45.318	32.841	33.244	39.233	258.3	16:20:32.694
22		1:53.660	32.816	33.405	47.439	259.6	16:22:26.354
23		3:32.931	2:21.432	33.206	38.293		16:25:59.285
24		1:43.558	32.597	32.834	38.127	260.8	16:27:42.843
25		1:43.652	32.360	32.610	38.682	261.5	16:29:26.495
26		1:43.828	32.454	32.723	38.651	261.5	16:31:10.323
27		1:44.699	32.305	32.933	39.461	262.1	16:32:55.022
28		1:51.224	32.523	35.912	42.789	262.7	16:34:46.246
29		1:47.440	32.735	34.092	40.613	260.2	16:36:33.686
30		2:04.121	39.342	41.165	43.614	199.6	16:38:37.807
31		1:44.201	32.643	33.152	38.406	260.2	16:40:22.008
32		2:08.588	35.399	35.929	57.260	259.6	16:42:30.596

20 — Valentin Pierburg — Mercedes AMG GT3 EVO

PROAM — Dominik Baumann — SPS Automotive Performance

Lap	D	Time	Sector 1	Sector 2	Sector 3	T. Spd	Elapsed
1		15:42:21.753	15:41:05.580	33.999	42.174		15:42:21.753
2		1:43.629	32.290	33.140	38.199	261.5	15:44:05.382
3		1:43.290	32.164	33.375	37.751	262.7	15:45:48.672
4		1:42.822	32.306	32.722	37.794	264.0	15:47:31.494
5		1:46.438	32.464	33.200	40.774	264.7	15:49:17.932
6		1:42.927	32.211	32.812	37.904	260.2	15:51:00.859
7		1:49.288	32.354	32.840	44.094	263.4	15:52:50.147
8		3:39.816	2:27.704	33.586	38.526		15:56:29.963
9		1:42.088	32.033	32.434	37.621	262.7	15:58:12.051
10		1:41.763	32.066	32.403	37.294	263.4	15:59:53.814
11		1:42.384	32.006	32.307	38.071	262.7	16:01:36.198
12		1:50.758	32.248	32.850	45.660	259.6	16:03:26.956
13		4:27.509	3:14.862	33.826	38.821		16:07:54.465
14		1:47.391	35.167	33.571	38.653	260.8	16:09:41.856
15		1:44.102	32.583	33.232	38.287	260.2	16:11:25.958
16		1:43.969	32.551	33.096	38.322	262.1	16:13:09.927
17		1:44.088	32.541	33.232	38.315	262.7	16:14:54.015
18		1:43.659	32.407	33.039	38.213	262.1	16:16:37.674
19		1:44.192	32.690	33.182	38.320	262.1	16:18:21.866
20		1:44.152	32.616	33.307	38.229	261.5	16:20:06.018
21		1:43.441	32.478	33.045	37.918	262.1	16:21:49.459
22		1:49.003	32.493	32.941	43.569	263.4	16:23:38.462
23		4:51.474	3:39.736	33.660	38.078		16:28:29.936
24		1:42.984	32.347	32.862	37.775	261.5	16:30:12.920
25		1:44.561	33.457	33.138	37.966	263.4	16:31:57.481
26		1:43.276	32.456	32.787	38.033	262.7	16:33:40.757
27		1:43.578	32.516	32.991	38.071	262.7	16:35:24.335
28		1:43.133	32.304	32.752	38.077	262.1	16:37:07.468
29		1:43.246	32.340	32.920	37.986	264.0	16:38:50.714
30		1:42.852	32.282	32.710	37.860	264.0	16:40:33.566
31		2:06.034	36.288	37.249	52.497	264.7	16:42:39.600

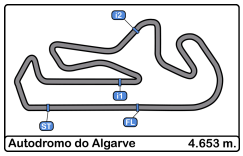

Autodromo Int. do Algarve
International GT Open
Private test - 2
Lap Analysis

21 — Gino Forgione — Ferrari 296 GT3
AM — Michele Rugolo — AF Corse

Lap	D	Time	Sector 1	Sector 2	Sector 3	T. Spd	Elapsed
1		15:43:25.747	15:42:12.225	34.013	39.509		15:43:25.747
2		1:45.936	33.219	34.107	38.610	259.6	15:45:11.683
3		1:45.150	33.271	33.378	38.501	262.7	15:46:56.833
4		1:45.139	32.542	33.364	39.233	262.1	15:48:41.972
5		1:45.345	32.768	33.345	39.232	261.5	15:50:27.317
6		1:48.460	34.705	34.024	39.731	264.7	15:52:15.777
7		1:44.841	33.010	33.097	38.734	264.0	15:54:00.618
8		1:50.670	32.945	37.620	40.105	264.0	15:55:51.288
9		1:48.074	32.811	33.827	41.436	262.7	15:57:39.362
10		1:45.001	32.962	33.361	38.678	260.2	15:59:24.363
11		1:45.097	32.683	33.109	39.305	262.1	16:01:09.460
12		1:58.662	35.384	36.014	47.264	262.1	16:03:08.122
13		4:33.415	3:22.355	32.915	38.145		16:07:41.537
14		1:42.931	32.210	32.458	38.263	264.7	16:09:24.468
15		1:42.883	32.178	32.693	38.012	264.7	16:11:07.351
16		1:51.739	32.163	36.112	43.464	265.3	16:12:59.090
17		1:43.482	32.211	32.862	38.409	262.7	16:14:42.572
18		1:42.980	32.304	32.727	37.949	262.7	16:16:25.552
19		1:42.784	32.252	32.595	37.937	264.0	16:18:08.336
20		1:49.934	32.141	32.754	45.039	264.0	16:19:58.270
21		7:21.188	6:06.704	35.349	39.135		16:27:19.458
22		1:49.013	32.933	35.236	40.844	262.7	16:29:08.471
23		1:45.174	33.341	33.153	38.680	262.1	16:30:53.645
24		1:45.278	32.853	33.498	38.927	262.7	16:32:38.923
25		1:46.263	34.224	33.355	38.684	262.7	16:34:25.186
26		1:44.487	32.830	33.242	38.415	261.5	16:36:09.673
27		1:44.231	32.830	32.794	38.607	264.7	16:37:53.904
28		1:55.012	32.611	36.790	45.611	262.7	16:39:48.916
29		1:54.444	33.081	33.554	47.809	262.1	16:41:43.360

26 — Michael Blanchemain — Audi R8 LMS GT3 EVO II
PROAM — Marcus Påverud — Sainteloc Racing

Lap	D	Time	Sector 1	Sector 2	Sector 3	T. Spd	Elapsed
1		15:44:20.139	15:43:06.070	34.460	39.609		15:44:20.139
2		1:45.432	32.750	33.727	38.955	262.1	15:46:05.571
3		1:45.010	32.593	33.116	39.301	263.4	15:47:50.581
4		1:44.605	32.721	33.216	38.668	257.7	15:49:35.186
5		1:44.017	32.515	32.805	38.697	261.5	15:51:19.203
6		1:49.746	32.431	33.043	44.272	263.4	15:53:08.949
7		6:21.506	5:07.935	34.060	39.511		15:59:30.455
8		1:46.507	33.226	33.704	39.577	258.9	16:01:16.962
9		1:44.899	32.588	33.256	39.055	263.4	16:03:01.861
10		1:44.609	32.487	33.245	38.877	264.0	16:04:46.470
11		1:45.105	32.479	33.862	38.764	262.1	16:06:31.575
12		1:45.045	32.476	33.378	39.191	262.1	16:08:16.620
13		1:44.530	32.714	33.228	38.588	262.1	16:10:01.150
14		1:57.518	33.814	34.976	48.728	264.0	16:11:58.668
15		10:04.296	8:52.593	33.235	38.468		16:22:02.964
16		1:42.993	32.164	32.677	38.152	264.0	16:23:45.957
17		1:43.419	32.303	32.805	38.311	264.0	16:25:29.376
18		1:45.373	32.537	32.982	39.854	262.7	16:27:14.749
19		1:49.266	32.142	33.240	43.884	266.0	16:29:04.015
20		3:36.171	2:21.412	33.796	40.963		16:32:40.186
21		1:45.770	33.263	33.833	38.674	262.1	16:34:25.956
22		1:45.235	32.848	33.458	38.929	263.4	16:36:11.191
23		1:44.678	32.602	33.198	38.878	264.0	16:37:55.869
24		1:45.290	32.385	33.154	39.751	264.7	16:39:41.159
25		1:55.384	32.497	34.614	48.273	262.1	16:41:36.543

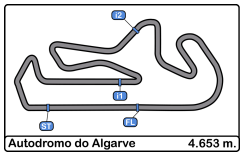

Autodromo Int. do Algarve
International GT Open
Private test - 2
Lap Analysis

28 — Amaury Bonduel — Mercedes AMG GT3 EVO
PRO — Luis Michael Dörrbecker — BDR Grupo Prom Racing Team

Lap	D	Time	Sector 1	Sector 2	Sector 3	T. Spd	Elapsed
1		15:43:17.414	15:42:03.890	34.362	39.162		15:43:17.414
2		1:44.703	32.919	33.664	38.120	256.5	15:45:02.117
3		1:44.284	33.293	32.996	37.995	260.8	15:46:46.401
4		1:46.733	34.097	34.458	38.178	262.7	15:48:33.134
5		1:44.068	32.539	33.025	38.504	262.1	15:50:17.202
6		1:43.088	32.356	32.819	37.913	261.5	15:52:00.290
7		1:43.064	32.352	32.698	38.014	263.4	15:53:43.354
8		1:49.576	32.726	32.746	44.104	262.7	15:55:32.930
9		5:43.291	4:31.868	33.058	38.365		16:01:16.221
10		1:43.626	32.493	32.842	38.291	262.1	16:02:59.847
11		1:50.288	32.443	32.617	45.228	261.5	16:04:50.135
12		5:56.136	4:45.355	32.865	37.916		16:10:46.271
13		1:43.527	32.843	32.641	38.043	264.0	16:12:29.798
14		1:49.549	32.356	33.204	43.989	263.4	16:14:19.347
15		4:15.240	3:02.280	33.408	39.552		16:18:34.587
16		1:41.825	31.937	32.400	37.488	260.2	16:20:16.412
17		1:41.967	32.217	32.263	37.487	262.7	16:21:58.379
18		1:50.219	31.951	32.592	45.676	265.3	16:23:48.598
19		4:10.652	2:57.430	34.309	38.913		16:27:59.250
20		1:45.182	32.894	33.615	38.673	259.6	16:29:44.432
21		1:44.812	32.693	33.135	38.984	259.6	16:31:29.244
22		1:44.315	32.456	33.228	38.631	260.8	16:33:13.559
23		1:45.321	32.613	33.529	39.179	261.5	16:34:58.880
24		1:53.821	33.045	34.055	46.721	262.1	16:36:52.701
25		1:46.076	32.747	33.889	39.440	260.8	16:38:38.777
26		1:44.599	32.583	33.345	38.671	261.5	16:40:23.376
27		2:08.527	36.502	36.401	55.624	255.9	16:42:31.903

30 — Hash — Porsche 911 GT3 R (992)
PROAM — Alex Fontana — Car Collection Motorsport

Lap	D	Time	Sector 1	Sector 2	Sector 3	T. Spd	Elapsed
1		15:41:55.177	15:40:42.810	33.365	39.002		15:41:55.177
2		1:44.771	33.692	33.039	38.040	266.0	15:43:39.948
3		1:42.424	32.286	32.672	37.466	264.7	15:45:22.372
4		1:42.067	32.028	32.609	37.430	264.7	15:47:04.439
5		1:42.028	31.944	32.568	37.516	264.7	15:48:46.467
6		1:42.408	32.038	32.691	37.679	265.3	15:50:28.875
7		1:44.121	33.311	32.751	38.059	266.6	15:52:12.996
8		1:49.846	32.033	33.145	44.668	265.3	15:54:02.842
9		6:17.935	5:07.642	32.595	37.698		16:00:20.777
10		1:41.707	31.928	32.437	37.342	263.4	16:02:02.484
11		1:41.813	32.015	32.440	37.358	264.0	16:03:44.297
12		1:47.988	32.048	32.612	43.328	264.7	16:05:32.285
13		3:17.996	2:03.199	34.688	40.109		16:08:50.281
14		1:48.023	34.250	34.239	39.534	260.8	16:10:38.304
15		1:47.991	34.003	34.422	39.566	262.7	16:12:26.295
16		1:47.405	33.550	34.158	39.697	263.4	16:14:13.700
17		1:53.310	33.565	34.193	45.552	261.5	16:16:07.010
18		3:16.446	2:03.256	33.881	39.309		16:19:23.456
19		1:45.488	33.247	33.565	38.676	260.8	16:21:08.944
20		1:45.529	32.876	33.815	38.838	262.1	16:22:54.473
21		1:45.013	32.967	33.511	38.535	262.7	16:24:39.486
22		1:44.623	32.793	33.284	38.546	262.1	16:26:24.109
23		1:45.236	33.034	33.585	38.617	263.4	16:28:09.345
24		1:45.051	32.764	33.393	38.894	263.4	16:29:54.396
25		1:45.022	32.749	33.134	39.139	263.4	16:31:39.418
26		1:45.519	33.094	33.591	38.834	262.1	16:33:24.937
27		1:45.190	33.087	33.480	38.623	262.1	16:35:10.127
28		1:45.995	32.950	33.958	39.087	262.7	16:36:56.122
29		1:45.964	32.866	33.921	39.177	264.7	16:38:42.086
30		1:45.903	33.201	33.711	38.991	264.0	16:40:27.989
31		2:06.886	34.263	35.477	57.146	262.7	16:42:34.875

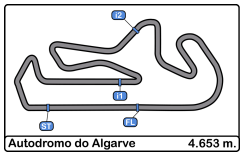

Autodromo Int. do Algarve
International GT Open
Private test - 2
Lap Analysis

33 — Dean Macdonald — McLaren 720S GT3 EVO

PRO — James Kell — Greystone GT

Lap	D	Time	Sector 1	Sector 2	Sector 3	T. Spd	Elapsed
1		15:43:26.950	15:42:15.058	33.515	38.377		15:43:26.950
2		1:42.542	32.268	32.884	37.390	261.5	15:45:09.492
3		1:41.856	32.079	32.311	37.466	262.7	15:46:51.348
4		1:42.303	32.237	32.347	37.719	264.0	15:48:33.651
5		1:42.953	32.084	32.514	38.355	264.7	15:50:16.604
6		1:41.782	32.071	32.349	37.362	262.7	15:51:58.386
7		1:42.009	31.919	32.451	37.639	264.0	15:53:40.395
8	P	1:48.386	32.053	32.341	43.992	264.0	15:55:28.781
9		3:44.094	2:33.667	32.750	37.677		15:59:12.875
10		1:42.454	32.143	32.599	37.712	263.4	16:00:55.329
11		1:43.082	32.407	33.000	37.675	264.0	16:02:38.411
12		1:42.866	32.142	32.739	37.985	264.0	16:04:21.277
13	P	1:49.185	32.407	32.728	44.050	263.4	16:06:10.462
14		3:39.549	2:28.331	33.096	38.122		16:09:50.011
15		1:43.317	32.273	33.072	37.972	262.7	16:11:33.328
16		1:43.299	32.429	33.004	37.866	264.0	16:13:16.627
17		1:43.370	32.280	33.014	38.076	264.7	16:14:59.997
18	P	1:49.353	32.196	33.237	43.920	264.0	16:16:49.350
19		2:54.581	1:43.302	33.221	38.058		16:19:43.931
20		1:42.814	32.288	32.732	37.794	262.7	16:21:26.745
21	P	1:48.782	32.199	33.169	43.414	266.0	16:23:15.527
22		3:19.600	2:02.164	33.060	44.376		16:26:35.127
23		1:42.121	32.090	32.481	37.550	262.1	16:28:17.248
24		1:43.018	32.034	32.707	38.277	266.0	16:30:00.266
25		1:41.956	31.966	32.468	37.522	263.4	16:31:42.222
26	P	1:49.084	31.967	32.807	44.310	265.3	16:33:31.306

51 — Carl Bennett — Ferrari 296 GT3

PRO — Tommaso Mosca — AF Corse

Lap	D	Time	Sector 1	Sector 2	Sector 3	T. Spd	Elapsed
1		15:42:17.433	15:40:59.218	37.285	40.930		15:42:17.433
2	P	1:52.511	34.119	34.090	44.302	249.4	15:44:09.944
3		3:26.929	2:04.491	38.412	44.026		15:47:36.873
4		1:43.570	32.376	33.038	38.156	263.4	15:49:20.443
5		1:43.481	32.488	32.994	37.999	266.6	15:51:03.924
6		1:43.088	32.159	32.844	38.085	265.3	15:52:47.012
7		1:43.042	32.118	32.890	38.034	266.0	15:54:30.054
8	P	1:49.135	32.202	32.894	44.039	267.9	15:56:19.189
9		2:52.856	1:39.529	34.524	38.803		15:59:12.045
10		1:41.825	31.917	32.392	37.516	265.3	16:00:53.870
11		1:50.868	34.373	36.899	39.596	265.3	16:02:44.738
12		1:41.765	31.881	32.373	37.511	265.3	16:04:26.503
13	P	1:51.669	31.963	34.686	45.020	266.0	16:06:18.172
14		3:22.283	2:10.577	33.277	38.429		16:09:40.455
15		1:43.883	32.361	33.069	38.453	264.7	16:11:24.338
16		1:43.718	32.471	32.968	38.279	265.3	16:13:08.056
17		1:43.797	32.477	33.016	38.304	265.3	16:14:51.853
18	P	1:48.688	32.335	32.949	43.404	266.0	16:16:40.541
19		3:24.569	2:13.100	33.028	38.441		16:20:05.110
20		1:43.455	32.349	32.832	38.274	264.0	16:21:48.565
21		1:43.276	32.259	32.745	38.272	265.3	16:23:31.841
22		1:43.348	32.336	32.649	38.363	265.3	16:25:15.189
23		1:43.787	32.554	32.743	38.490	262.7	16:26:58.976
24		1:43.908	32.537	32.925	38.446	264.0	16:28:42.884
25		1:43.954	32.438	32.979	38.537	264.7	16:30:26.838
26		1:44.327	32.455	33.296	38.576	265.3	16:32:11.165
27	P	1:48.132	32.242	32.744	43.146	266.6	16:33:59.297
28		5:09.875	3:58.439	33.016	38.420		16:39:09.172
29		1:43.354	32.260	32.756	38.338	266.6	16:40:52.526
30	P	1:57.323	32.487	32.740	52.096	265.3	16:42:49.849

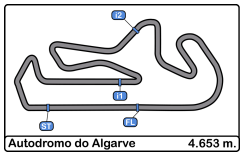

Autodromo Int. do Algarve
International GT Open
Private test - 2
Lap Analysis

54 Dexter Müller — Mercedes AMG GT3 EVO
PROAM — Yannick Mettler — SPS Automotive Performance

Lap	D	Time	Sector 1	Sector 2	Sector 3	T. Spd	Elapsed
1		15:43:53.663	15:42:36.098	33.933	43.632		15:43:53.663
2		1:43.339	32.650	32.991	37.698	256.5	15:45:37.002
3		1:46.552	32.481	33.514	40.557	262.7	15:47:23.554
4		1:42.744	32.289	32.871	37.584	264.0	15:49:06.298
5	P	1:51.491	32.365	32.970	46.156	263.4	15:50:57.789
6		4:35.987	3:21.723	34.209	40.055		15:55:33.776
7		1:42.194	32.126	32.682	37.386	260.8	15:57:15.970
8		1:42.173	32.073	32.783	37.317	262.1	15:58:58.143
9		1:41.812	31.983	32.612	37.217	262.7	16:00:39.955
10		1:44.883	32.825	34.143	37.915	264.0	16:02:24.838
11		1:41.937	32.059	32.679	37.199	261.5	16:04:06.775
12		1:42.215	32.189	32.583	37.443	261.5	16:05:48.990
13	P	1:50.202	32.170	32.915	45.117	263.4	16:07:39.192
14		3:35.844	2:22.247	34.199	39.398		16:11:15.036
15		1:45.164	33.207	33.275	38.682	258.9	16:13:00.200
16		1:44.768	32.794	33.183	38.791	262.1	16:14:44.968
17		1:44.922	32.451	33.581	38.890	263.4	16:16:29.890
18	P	1:54.085	32.846	34.133	47.106	262.7	16:18:23.975
19		4:18.415	3:07.011	33.424	37.980		16:22:42.390
20		1:43.556	32.454	33.046	38.056	261.5	16:24:25.946
21		1:43.192	32.393	32.837	37.962	262.1	16:26:09.138
22		1:43.497	32.594	33.073	37.830	262.7	16:27:52.635
23		1:43.245	32.284	32.985	37.976	264.0	16:29:35.880
24		1:45.281	33.482	33.558	38.241	263.4	16:31:21.161
25		1:43.804	32.741	32.994	38.069	263.4	16:33:04.965
26		1:44.061	32.418	32.949	38.694	263.4	16:34:49.026
27		1:44.747	32.723	33.351	38.673	264.7	16:36:33.773
28		1:43.813	32.824	33.124	37.865	263.4	16:38:17.586
29		1:53.264	32.388	33.250	47.626	264.0	16:40:10.850

55 Laurent De Meeus — Ferrari 296 GT3
PROAM — Vincent Abril — AF Corse

Lap	D	Time	Sector 1	Sector 2	Sector 3	T. Spd	Elapsed
1		15:43:39.180	15:42:21.278	35.886	42.016		15:43:39.180
2		1:52.233	35.653	34.942	41.638	257.1	15:45:31.413
3		1:53.877	35.555	35.686	42.636	260.2	15:47:25.290
4		1:54.176	33.660	34.988	45.528	259.6	15:49:19.466
5		1:47.000	33.444	34.395	39.161	258.9	15:51:06.466
6		1:46.946	33.057	33.867	40.022	260.8	15:52:53.412
7		1:47.164	33.089	33.951	40.124	261.5	15:54:40.576
8		1:47.271	33.347	34.174	39.750	258.3	15:56:27.847
9	P	1:54.156	33.032	34.989	46.135	260.8	15:58:22.003
10		3:14.093	1:51.510	38.602	43.981		16:01:36.096
11		1:52.472	33.936	33.500	45.036	236.3	16:03:28.568
12		1:45.638	33.143	33.279	39.216	258.3	16:05:14.206
13		1:44.914	32.567	33.307	39.040	260.8	16:06:59.120
14		1:55.083	36.899	37.581	40.603	263.4	16:08:54.203
15		1:47.621	32.816	34.986	39.819	261.5	16:10:41.824
16		1:45.845	32.830	34.069	38.946	261.5	16:12:27.669
17	P	1:54.984	32.816	35.665	46.503	262.7	16:14:22.653
18		7:45.953	6:29.190	35.022	41.741		16:22:08.606
19		1:43.220	32.318	32.756	38.146	261.5	16:23:51.826
20		1:42.779	32.238	32.526	38.015	262.1	16:25:34.605
21		1:52.297	32.784	36.293	43.220	262.1	16:27:26.902
22		1:42.693	32.004	32.555	38.134	262.1	16:29:09.595
23		1:52.913	33.878	37.817	41.218	263.4	16:31:02.508
24		1:42.614	31.933	32.714	37.967	264.0	16:32:45.122
25		1:58.478	33.015	39.991	45.472	263.4	16:34:43.600
26		1:45.460	33.566	33.456	38.438	262.1	16:36:29.060
27	P	1:50.756	32.072	32.694	45.990	263.4	16:38:19.816

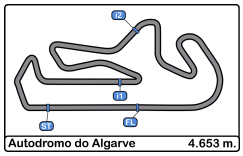

Autodromo Int. do Algarve
International GT Open
Private test - 2
Lap Analysis

63 — Antoine Doquin — Lamborghini Huracán GT3 EVO2

PRO — Artem Petrov — Oregon Team

Lap	D	Time	Sector 1	Sector 2	Sector 3	T. Spd	Elapsed
1		15:41:54.257	15:40:40.424	34.774	39.059		15:41:54.257
2		1:46.965	34.373	34.100	38.492	258.3	15:43:41.222
3		1:44.468	32.832	33.130	38.506	260.2	15:45:25.690
4		1:59.039	P 32.456	34.465	52.118	260.2	15:47:24.729
5		4:14.453	3:02.209	33.188	39.056		15:51:39.182
6		1:42.889	32.609	32.435	37.845	259.6	15:53:22.071
7		1:42.352	32.078	32.623	37.651	260.2	15:55:04.423
8		1:42.857	32.114	32.771	37.972	260.8	15:56:47.280
9		1:49.165	P 32.259	33.000	43.906	259.6	15:58:36.445
10		3:12.223	2:01.330	32.869	38.024		16:01:48.668
11		1:43.355	32.487	32.765	38.103	259.6	16:03:32.023
12		1:43.550	32.313	33.074	38.163	260.2	16:05:15.573
13		1:43.947	32.476	32.938	38.533	260.2	16:06:59.520
14		1:45.186	33.545	33.348	38.293	262.7	16:08:44.706
15		1:49.067	P 32.378	33.047	43.642	260.8	16:10:33.773
16		3:15.316	2:03.410	33.415	38.491		16:13:49.089
17		1:44.494	32.754	33.292	38.448	258.3	16:15:33.583
18		1:45.931	32.759	33.066	40.106	259.6	16:17:19.514
19		1:43.894	32.580	32.919	38.395	260.2	16:19:03.408
20		1:43.814	32.530	32.864	38.420	259.6	16:20:47.222
21		1:52.012	P 33.115	33.942	44.955	260.8	16:22:39.234
22		4:57.120	3:33.486	34.927	48.707		16:27:36.354
23		1:42.904	32.336	32.702	37.866	258.3	16:29:19.258
24		1:49.154	32.209	32.646	44.299	260.8	16:31:08.412
25		1:45.450	32.223	32.773	40.454	260.2	16:32:53.862
26		1:43.163	32.306	32.916	37.941	260.2	16:34:37.025
27		1:47.935	32.316	33.179	42.440	259.6	16:36:24.960
28		1:43.529	32.359	32.898	38.272	259.6	16:38:08.489
29		1:43.715	32.408	33.045	38.262	260.8	16:39:52.204
30		1:52.149	P 32.556	33.100	46.493	260.2	16:41:44.353

65 — Heiko Neumann — Mercedes AMG GT3 EVO

PROAM — Lukas Dunner — Team Motopark

Lap	D	Time	Sector 1	Sector 2	Sector 3	T. Spd	Elapsed
1		15:42:12.962	15:40:51.466	35.664	45.832		15:42:12.962
2		1:45.961	33.156	33.226	39.579	260.2	15:43:58.923
3		1:44.226	32.707	33.073	38.446	258.9	15:45:43.149
4		1:45.422	32.749	34.026	38.647	262.1	15:47:28.571
5		1:46.901	32.570	33.194	41.137	264.0	15:49:15.472
6		1:44.286	32.936	32.831	38.519	263.4	15:50:59.758
7		1:43.804	32.697	32.545	38.562	260.2	15:52:43.562
8		1:44.308	32.777	32.716	38.815	264.0	15:54:27.870
9		1:49.981	P 32.938	33.035	44.008	261.5	15:56:17.851
10		3:38.757	2:27.192	33.577	37.988		15:59:56.608
11		1:42.762	32.268	32.684	37.810	262.1	16:01:39.370
12		1:49.253	P 32.217	32.682	44.354	263.4	16:03:28.623
13		4:04.479	2:54.389	32.639	37.451		16:07:33.102
14		1:42.378	32.151	32.599	37.628	264.0	16:09:15.480
15		1:47.823	P 32.122	32.485	43.216	265.3	16:11:03.303
16		3:45.170	2:31.385	33.805	39.980		16:14:48.473
17		1:42.553	32.127	32.607	37.819	266.0	16:16:31.026
18		1:49.129	P 32.154	32.948	44.027	258.9	16:18:20.155
19		4:55.687	3:37.907	35.767	42.013		16:23:15.842
20		1:43.610	33.022	32.491	38.097	258.9	16:24:59.452
21		1:43.201	32.232	32.729	38.240	262.7	16:26:42.653
22		1:43.156	32.526	32.678	37.952	262.7	16:28:25.809
23		1:48.425	P 32.218	32.762	43.445	263.4	16:30:14.234
24		4:33.990	3:21.268	33.372	39.350		16:34:48.224
25		1:51.756	31.866	38.422	41.468	263.4	16:36:39.980
26		1:41.157	31.857	32.177	37.123	262.7	16:38:21.137
27		1:41.442	31.774	32.437	37.231	264.7	16:40:02.579
28		1:53.670	P 33.196	35.551	44.923	264.0	16:41:56.249

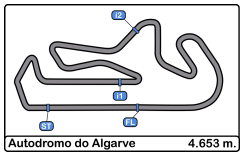

Autodromo Int. do Algarve
International GT Open
Private test - 2
Lap Analysis

75 — Filip Salaquarda — Audi R8 LMS GT3 EVO II

PROAM — Libor Milota — Team ISR

Lap	D	Time	Sector 1	Sector 2	Sector 3	T. Spd	Elapsed
1		15:42:00.669	15:40:41.987	37.608	41.074		15:42:00.669
2		1:49.372	31.930	32.594	44.848	263.4	15:43:50.041
3		1:42.336	32.043	32.614	37.679	263.4	15:45:32.377
4		1:49.351	33.692	34.066	41.593	269.3	15:47:21.728
5		1:42.558	31.981	32.592	37.985	264.0	15:49:04.286
6		1:55.723	32.058	33.853	49.812	263.4	15:51:00.009
7		4:24.248	3:10.296	33.687	40.265		15:55:24.257
8		1:44.071	32.367	32.969	38.735	261.5	15:57:08.328
9		1:47.533	35.314	33.454	38.765	263.4	15:58:55.861
10		1:43.339	32.295	32.663	38.381	262.7	16:00:39.200
11		1:53.002	33.089	35.156	44.757	264.7	16:02:32.202
12		4:51.649	3:40.135	33.166	38.348		16:07:23.851
13		1:43.010	32.192	32.583	38.235	265.3	16:09:06.861
14		1:48.074	32.426	34.152	41.496	265.3	16:10:54.935
15		1:44.177	32.282	32.632	39.263	264.7	16:12:39.112
16		1:42.948	32.144	32.513	38.291	261.5	16:14:22.060
17		1:42.979	32.116	32.743	38.120	267.3	16:16:05.039
18		1:50.324	33.702	33.469	43.153	266.6	16:17:55.363
19		4:19.690	3:03.019	36.278	40.393		16:22:15.053
20		1:42.534	32.066	32.638	37.830	263.4	16:23:57.587
21		1:42.405	32.184	32.316	37.905	264.7	16:25:39.992
22		1:43.153	32.076	32.554	38.523	264.7	16:27:23.145
23		1:44.204	32.200	32.898	39.106	264.0	16:29:07.349
24		1:42.627	32.074	32.612	37.941	264.0	16:30:49.976
25		1:42.583	32.034	32.446	38.103	266.0	16:32:32.559
26		1:43.578	32.072	33.337	38.169	267.3	16:34:16.137
27		1:42.770	32.141	32.685	37.944	265.3	16:35:58.907
28		1:53.690	32.046	33.551	48.093	267.3	16:37:52.597

77 — Alfredo Hernández — Mercedes AMG GT3 EVO

AM — BDR Grupo Prom Racing Team

Lap	D	Time	Sector 1	Sector 2	Sector 3	T. Spd	Elapsed
1		15:42:56.947	15:41:32.768	39.522	44.657		15:42:56.947
2		1:55.997	35.478	36.820	43.699	252.9	15:44:52.944
3		1:52.539	34.784	35.496	42.259	253.5	15:46:45.483
4		1:51.387	34.705	35.073	41.609	257.1	15:48:36.870
5		1:49.807	34.365	34.840	40.602	256.5	15:50:26.677
6		1:52.591	37.156	35.125	40.310	257.1	15:52:19.268
7		1:56.932	34.272	34.777	47.883	258.9	15:54:16.200
8		3:33.546	2:15.259	36.325	41.962		15:57:49.746
9		1:50.026	34.584	35.156	40.286	255.3	15:59:39.772
10		1:50.278	34.452	35.089	40.737	255.3	16:01:30.050
11		1:50.352	34.720	35.478	40.154	259.6	16:03:20.402
12		1:47.971	33.720	34.239	40.012	258.3	16:05:08.373
13		1:48.277	33.667	34.702	39.908	258.9	16:06:56.650
14		1:50.144	35.702	34.289	40.153	258.9	16:08:46.794
15		1:48.217	33.741	34.560	39.916	261.5	16:10:35.011
16		1:54.807	33.682	34.361	46.764	258.9	16:12:29.818
17		5:14.593	3:59.515	34.767	40.311		16:17:44.411
18		1:47.043	33.364	33.993	39.686	258.9	16:19:31.454
19		1:47.961	33.582	33.992	40.387	258.9	16:21:19.415
20		1:47.112	33.169	34.149	39.794	260.2	16:23:06.527
21		1:47.620	33.284	34.091	40.245	260.8	16:24:54.147
22		1:55.699	33.239	34.756	47.704	260.8	16:26:49.846
23		6:22.050	5:07.400	34.682	39.968		16:33:11.896
24		1:46.461	33.011	34.101	39.349	258.3	16:34:58.357
25		1:46.649	33.192	34.018	39.439	260.2	16:36:45.006
26		1:46.802	32.959	34.222	39.621	260.2	16:38:31.808
27		1:46.678	33.215	34.026	39.437	260.2	16:40:18.486
28		2:09.443	37.215	36.454	55.774	233.2	16:42:27.929

79 — Johannes Zelger — Porsche 911 GT3 R (992)

PROAM — Fabio Babini — Tsunami RT

Lap	D	Time	Sector 1	Sector 2	Sector 3	T. Spd	Elapsed
1		15:43:09.881	15:41:44.524	40.628	44.729		15:43:09.881
2		1:58.081	38.049	37.656	42.376	213.4	15:45:07.962
3		1:52.533	37.229	35.448	39.856	205.3	15:47:00.495
4		1:44.820	32.935	33.012	38.873	261.5	15:48:45.315
5		2:03.195	36.164	36.942	50.089	235.8	15:50:48.510
6		5:56.352	4:43.776	33.285	39.291		15:56:44.862
7		1:52.870	32.388	34.316	46.166	264.0	15:58:37.732
8		3:27.450	2:13.418	35.056	38.976		16:02:05.182
9		1:43.078	32.282	32.428	38.368	263.4	16:03:48.260
10		1:43.393	32.566	32.318	38.509	264.7	16:05:31.653
11		1:50.815	32.467	33.500	44.848	265.3	16:07:22.468
12		6:05.637	4:53.929	33.249	38.459		16:13:28.105
13		1:43.314	32.267	32.580	38.467	264.7	16:15:11.419
14		1:42.979	32.210	32.413	38.356	264.7	16:16:54.398
15		1:49.585	32.399	33.090	44.096	266.6	16:18:43.983
16		5:16.125	4:00.532	33.714	41.879		16:24:00.108
17		1:43.809	32.539	32.724	38.546	262.7	16:25:43.917
18		1:49.263	32.458	32.675	44.130	265.3	16:27:33.180
19		4:17.271	3:05.691	33.255	38.325		16:31:50.451
20		1:42.215	31.954	32.375	37.886	267.3	16:33:32.666
21		1:42.877	32.433	32.371	38.073	267.3	16:35:15.543
22		1:41.885	31.816	32.201	37.868	266.6	16:36:57.428
23		1:49.017	31.866	32.480	44.671	267.9	16:38:46.445

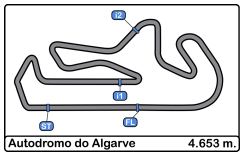

Autodromo Int. do Algarve
International GT Open
Private test - 2
Lap Analysis

80 — Luca Ludwig — Ferrari 488 GT3 Evo
PROAM — Iván Velasco — Mertel Motorsport

Lap	D	Time	Sector 1	Sector 2	Sector 3	T. Spd	Elapsed
1		15:42:39.956	15:41:28.125	33.224	38.607		15:42:39.956
2		1:43.504	32.457	32.961	38.086	261.5	15:44:23.460
3		1:43.176	32.294	32.689	38.193	262.7	15:46:06.636
4		1:51.873	P 32.330	33.111	46.432	264.7	15:47:58.509
5		4:42.021	3:31.142	32.794	38.085		15:52:40.530
6		1:43.757	32.469	32.794	38.494	262.1	15:54:24.287
7		1:43.228	32.431	32.728	38.069	262.7	15:56:07.515
8		1:44.361	32.410	33.578	38.373	263.4	15:57:51.876
9		1:44.218	32.448	32.990	38.780	264.7	15:59:36.094
10		1:48.766	P 32.260	33.154	43.352	262.7	16:01:24.860
11		4:26.790	3:15.908	32.757	38.125		16:05:51.650
12		1:43.209	32.337	32.849	38.023	264.0	16:07:34.859
13		1:44.321	32.391	33.198	38.732	263.4	16:09:19.180
14		1:43.924	32.371	33.132	38.421	264.0	16:11:03.104
15		1:43.635	32.598	32.947	38.090	262.1	16:12:46.739
16		1:43.726	32.385	33.324	38.017	263.4	16:14:30.465
17		1:50.134	P 33.233	32.877	44.024	264.0	16:16:20.599
18		5:35.580	4:21.976	34.337	39.267		16:21:56.179
19		1:45.475	32.995	33.163	39.317	260.2	16:23:41.654
20		1:45.247	33.113	33.128	39.006	260.2	16:25:26.901
21		1:45.295	33.433	33.202	38.660	261.5	16:27:12.196
22		1:55.804	P 33.587	33.832	48.385	260.2	16:29:08.000
23		2:22.665	P 1:00.828	35.572	46.265		16:31:30.665
24		3:33.875	2:21.158	33.747	38.970		16:35:04.540
25		1:45.358	32.786	33.480	39.092	260.8	16:36:49.898
26		2:06.885	32.911	33.080	1:00.894	262.1	16:38:56.783
27		1:46.231	33.387	33.720	39.124	262.1	16:40:43.014
28		2:02.168	P 35.250	34.910	52.008	254.7	16:42:45.182

82 — Marcelo Ramírez — Mercedes AMG GT3 EVO
PRO — Ralf Aron — GetSpeed

Lap	D	Time	Sector 1	Sector 2	Sector 3	T. Spd	Elapsed
1		15:42:15.545	15:40:57.615	34.415	43.515		15:42:15.545
2		1:46.813	31.963	32.671	42.179	264.0	15:44:02.358
3		1:41.778	31.974	32.446	37.358	267.9	15:45:44.136
4		1:46.050	31.994	34.166	39.890	267.9	15:47:30.186
5		1:50.349	P 31.880	32.759	45.710	267.9	15:49:20.535
6		5:00.216	3:43.070	35.487	41.659		15:54:20.751
7		1:45.540	33.072	33.944	38.524	260.8	15:56:06.291
8		1:47.263	32.740	34.417	40.106	262.7	15:57:53.554
9		1:46.976	33.430	33.706	39.840	262.1	15:59:40.530
10		1:50.050	33.936	35.208	40.906	265.3	16:01:30.580
11		1:53.695	34.362	35.748	43.585	263.4	16:03:24.275
12		1:45.610	33.227	33.621	38.762	260.2	16:05:09.885
13		1:46.916	32.813	34.385	39.718	264.0	16:06:56.801
14		1:46.750	34.818	33.510	38.422	261.5	16:08:43.551
15		1:44.547	32.784	33.438	38.325	263.4	16:10:28.098
16		1:46.295	32.958	35.072	38.265	263.4	16:12:14.393
17		1:49.338	36.145	34.229	38.964	262.7	16:14:03.731
18		1:45.777	32.709	33.906	39.162	266.0	16:15:49.508
19		1:44.612	32.422	33.763	38.427	264.7	16:17:34.120
20		1:46.456	34.394	33.629	38.433	264.0	16:19:20.576
21		1:44.866	32.766	34.093	38.007	264.7	16:21:05.442
22		1:50.564	P 32.590	33.241	44.733	266.0	16:22:56.006
23		4:16.282	3:05.487	32.890	37.905		16:27:12.288
24		1:48.378	P 32.232	32.649	43.497	266.6	16:29:00.666
25		2:24.190	P 1:07.647	32.724	43.819		16:31:24.856
26		3:02.601	1:49.035	34.927	38.639		16:34:27.457
27		1:47.773	35.671	33.789	38.313	264.7	16:36:15.230
28		1:44.648	32.727	33.727	38.194	265.3	16:37:59.878
29		1:53.856	P 32.504	33.440	47.912	265.3	16:39:53.734

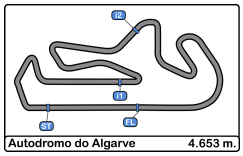

Autodromo Int. do Algarve
International GT Open
Private test - 2
Lap Analysis

86 Audunn Gudmundsson — Porsche 911 GT3 R (992)
AM — Thorvaldur Gissurarson — Team Thor

Lap	D	Time	Sector 1	Sector 2	Sector 3	T. Spd	Elapsed
1		15:41:53.034	15:40:39.662	34.372	39.000		15:41:53.034
2		1:54.408	37.074	34.755	42.579	262.1	15:43:47.442
3		1:44.263	32.504	33.174	38.585	261.5	15:45:31.705
4		1:44.227	32.707	32.874	38.646	266.6	15:47:15.932
5		1:44.832	32.598	33.450	38.784	263.4	15:49:00.764
6		1:44.001	32.528	33.032	38.441	260.8	15:50:44.765
7		1:46.754	33.436	33.437	39.881	262.7	15:52:31.519
8		2:34.785 P	32.308	32.989	1:29.488	264.7	15:55:06.304
9		7:41.250	6:22.500	37.382	41.368		16:02:47.554
10		1:52.180	34.677	34.772	42.731	255.9	16:04:39.734
11		1:48.667	34.107	34.416	40.144	257.7	16:06:28.401
12		1:48.215	34.061	34.043	40.111	260.2	16:08:16.616
13		1:48.161	34.783	34.103	39.275	221.7	16:10:04.777
14		1:48.111	33.577	34.267	40.267	263.4	16:11:52.888
15		1:47.254	33.658	33.913	39.683	261.5	16:13:40.142
16		1:46.606	33.645	33.981	38.980	262.7	16:15:26.748
17		1:46.335	33.415	34.025	38.895	262.7	16:17:13.083
18		1:46.072	33.277	33.612	39.183	264.0	16:18:59.155
19		1:47.364	34.103	33.835	39.426	261.5	16:20:46.519
20		1:57.931 P	33.228	36.556	48.147	261.5	16:22:44.450
21		5:31.728	4:18.057	34.054	39.617		16:28:16.178
22		2:01.725 P	38.295	34.543	48.887	264.7	16:30:17.903
23		3:54.229	2:42.175	33.748	38.306		16:34:12.132
24		1:44.340	32.671	33.324	38.345	262.7	16:35:56.472
25		1:44.004	32.363	33.231	38.410	264.7	16:37:40.476
26		1:47.152	33.272	35.082	38.798	264.7	16:39:27.628
27		1:47.619	34.441	34.179	38.999	264.0	16:41:15.247
28		1:51.373 P	32.647	33.534	45.192	262.7	16:43:06.620

188 Mark Sansom — McLaren 720S GT3 EVO
AM — Miguel Ramos — Garage 59

Lap	D	Time	Sector 1	Sector 2	Sector 3	T. Spd	Elapsed
1		15:42:23.895	15:41:07.085	35.360	41.450		15:42:23.895
2		1:51.410	36.659	35.567	39.184	259.6	15:44:15.305
3		1:44.474	32.823	33.564	38.087	258.9	15:45:59.779
4		1:45.947	33.301	34.054	38.592	262.1	15:47:45.726
5		1:43.689	32.581	33.170	37.938	260.8	15:49:29.415
6		1:43.995	32.658	33.184	38.153	260.8	15:51:13.410
7		1:53.663 P	32.838	33.970	46.855	261.5	15:53:07.073
8		4:08.719	2:57.248	33.291	38.180		15:57:15.792
9		1:48.651	34.645	34.802	39.204	219.0	15:59:04.443
10		1:43.674	32.587	32.864	38.223	262.1	16:00:48.117
11		1:44.188	33.086	33.058	38.044	262.7	16:02:32.305
12		1:42.836	32.461	32.670	37.705	260.8	16:04:15.141
13		1:45.050	32.436	34.382	38.232	262.1	16:06:00.191
14		1:43.233	32.483	32.883	37.867	262.7	16:07:43.424
15		1:51.025	34.710	35.240	41.075	264.7	16:09:34.449
16		1:55.653 P	32.297	32.738	50.618	262.1	16:11:30.102
17		4:22.622	3:04.031	35.724	42.867		16:15:52.724
18		1:47.874	33.856	35.087	38.931	260.8	16:17:40.598
19		1:45.999	33.184	33.819	38.996	260.2	16:19:26.597
20		1:44.931	33.048	33.431	38.452	259.6	16:21:11.528
21		1:45.598	32.948	33.546	39.104	262.1	16:22:57.126
22		1:46.112	33.108	34.122	38.882	261.5	16:24:43.238
23		1:45.592	33.214	33.615	38.763	259.6	16:26:28.830
24		1:45.348	33.242	33.390	38.716	260.8	16:28:14.178
25		1:47.557	33.325	34.393	39.839	261.5	16:30:01.735
26		1:46.035	33.157	33.664	39.214	260.8	16:31:47.770
27		1:53.929 P	33.587	34.630	45.712	260.8	16:33:41.699
28		2:38.067	1:24.595	34.786	38.686		16:36:19.766
29		1:45.280	33.064	33.252	38.964	262.1	16:38:05.046
30		1:44.801	32.865	33.507	38.429	262.7	16:39:49.847
31		1:56.449 P	33.627	33.815	49.007	262.7	16:41:46.296

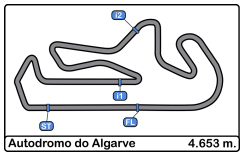

Autodromo Int. do Algarve
International GT Open
Private test - 2
Lap Analysis

777	Marcin Jedliński	Ferrari 296 GT3
PROAM	Karol Basz	Olimp Racing

Lap	D	Time	Sector 1	Sector 2	Sector 3	T. Spd	Elapsed
1		15:46:50.569	15:45:33.750	36.187	40.632		15:46:50.569
2		1:48.506	35.279	33.913	39.314	260.2	15:48:39.075
3		1:47.726	33.389	34.045	40.292	262.1	15:50:26.801
4		1:47.238	33.733	33.627	39.878	262.1	15:52:14.039
5		1:45.540	33.088	33.396	39.056	264.0	15:53:59.579
6		1:45.794	33.176	33.491	39.127	262.1	15:55:45.373
7		1:45.629	33.159	33.603	38.867	260.8	15:57:31.002
8		1:48.242	34.522	34.774	38.946	260.8	15:59:19.244
9		1:44.495	32.882	33.204	38.409	262.1	16:01:03.739
10		1:49.415	33.341	35.762	40.312	263.4	16:02:53.154
11		1:44.524	32.828	33.191	38.505	263.4	16:04:37.678
12		1:46.403	34.150	33.804	38.449	264.7	16:06:24.081
13		1:44.881	32.699	33.266	38.916	263.4	16:08:08.962
14		1:47.983	35.229	34.017	38.737	243.7	16:09:56.945
15		1:44.681	32.667	33.483	38.531	264.0	16:11:41.626
16		1:58.871	P 33.804	35.985	49.082	264.0	16:13:40.497
17		4:44.656	3:28.646	35.029	40.981		16:18:25.153
18		1:44.418	32.798	33.301	38.319	262.7	16:20:09.571
19		1:44.003	32.481	33.419	38.103	264.7	16:21:53.574
20		1:51.443	P 32.504	33.303	45.636	264.7	16:23:45.017
21		3:32.352	2:21.501	32.908	37.943		16:27:17.369
22		1:42.398	32.087	32.403	37.908	266.6	16:28:59.767
23		1:42.291	32.010	32.498	37.783	266.0	16:30:42.058
24		1:42.422	32.020	32.506	37.896	266.6	16:32:24.480
25		1:42.400	32.092	32.384	37.924	266.6	16:34:06.880
26		1:47.701	32.022	32.355	43.324	265.3	16:35:54.581
27		1:49.953	P 32.130	32.400	45.423	264.7	16:37:44.534
28		3:37.224	P 2:19.392	33.747	44.085		16:41:21.758

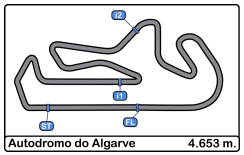

Autodromo Int. do Algarve

International GT Open

Private test - 2

Best Sectors Results

	Sector - 1			Sector - 2			Sector - 3			Ideal Lap vs Best Lap					
Clas	Nº	Driver	Time	Nº	Driver	Time	Nº	Driver	Time	Clas	Nº	Driver	Ideal Lap	Best Lap	Clas
1	9	Bartone - Schiller	31.768	1	Reicher - Haase	32.090	65	Neumann - Dunner	37.123	1	65	Neumann - Dunner	1:41.074	1:41.157	1
2	65	Neumann - Dunner	31.774	11	Révész - Cairoli	32.109	54	Müller - Mettler	37.199	2	1	Reicher - Haase	1:41.286	1:41.445	2
3	17	Lebbon - Emson	31.814	65	Neumann - Dunner	32.177	9	Bartone - Schiller	37.277	3	9	Bartone - Schiller	1:41.322	1:41.527	4
4	79	Zelger - Babini	31.816	79	Zelger - Babini	32.201	20	Pierburg - Baumann	37.294	4	11	Révész - Cairoli	1:41.417	1:41.462	3
5	1	Reicher - Haase	31.879	28	Bonduel - Dörrbecker	32.263	1	Reicher - Haase	37.317	5	17	Lebbon - Emson	1:41.503	1:41.572	5
6	82	Ramírez - Aron	31.880	9	Bartone - Schiller	32.277	30	Hash - Fontana	37.342	6	33	Macdonald - Kell	1:41.592	1:41.782	10
7	51	Bennett - Mosca	31.881	17	Lebbon - Emson	32.280	11	Révész - Cairoli	37.343	7	20	Pierburg - Baumann	1:41.607	1:41.763	7
8	33	Macdonald - Kell	31.919	20	Pierburg - Baumann	32.307	13	Visoiu - Krütten	37.357	8	82	Ramírez - Aron	1:41.684	1:41.778	9
9	30	Hash - Fontana	31.928	33	Macdonald - Kell	32.311	82	Ramírez - Aron	37.358	9	28	Bonduel - Dörrbecker	1:41.687	1:41.825	12
10	75	Salaquarda - Milota	31.930	75	Salaquarda - Milota	32.316	33	Macdonald - Kell	37.362	10	30	Hash - Fontana	1:41.707	1:41.707	6
11	55	De Meeus - Abril	31.933	4	Porter - Meakin	32.317	17	Lebbon - Emson	37.409	11	51	Bennett - Mosca	1:41.765	1:41.765	8
12	28	Bonduel - Dörrbecker	31.937	777	Jedliński - Basz	32.355	6	Jans - Walker	37.452	12	54	Müller - Mettler	1:41.765	1:41.812	11
13	4	Porter - Meakin	31.937	51	Bennett - Mosca	32.373	28	Bonduel - Dörrbecker	37.487	13	13	Visoiu - Krütten	1:41.828	1:41.828	13
14	11	Révész - Cairoli	31.965	63	Doquin - Petrov	32.435	51	Bennett - Mosca	37.511	14	79	Zelger - Babini	1:41.885	1:41.885	14
15	6	Jans - Walker	31.973	13	Visoiu - Krütten	32.436	63	Doquin - Petrov	37.651	15	75	Salaquarda - Milota	1:41.925	1:42.336	18
16	54	Müller - Mettler	31.983	30	Hash - Fontana	32.437	75	Salaquarda - Milota	37.679	16	4	Porter - Meakin	1:42.002	1:42.002	15
17	20	Pierburg - Baumann	32.006	82	Ramírez - Aron	32.446	188	Sansom - Ramos	37.705	17	6	Jans - Walker	1:42.046	1:42.190	16
18	777	Jedliński - Basz	32.010	21	Forgione - Rugolo	32.458	18	Nesov - Kizilov	37.706	18	777	Jedliński - Basz	1:42.148	1:42.291	17
19	13	Visoiu - Krütten	32.035	5	Jedliński - Korzeniowski	32.511	4	Porter - Meakin	37.748	19	63	Doquin - Petrov	1:42.164	1:42.352	19
20	63	Doquin - Petrov	32.078	55	De Meeus - Abril	32.526	777	Jedliński - Basz	37.783	20	55	De Meeus - Abril	1:42.426	1:42.614	21
21	18	Nesov - Kizilov	32.135	54	Müller - Mettler	32.583	79	Zelger - Babini	37.868	21	18	Nesov - Kizilov	1:42.504	1:42.570	20
22	21	Forgione - Rugolo	32.141	19	Rogalski - Ugran	32.610	21	Forgione - Rugolo	37.937	22	21	Forgione - Rugolo	1:42.536	1:42.784	22
23	26	Blanchemain - Påverud	32.142	6	Jans - Walker	32.621	55	De Meeus - Abril	37.967	23	188	Sansom - Ramos	1:42.672	1:42.836	23
24	80	Ludwig - Velasco	32.260	10	Grove - Grove	32.661	80	Ludwig - Velasco	38.017	24	5	Jedliński - Korzeniowski	1:42.897	1:43.037	25
25	5	Jedliński - Korzeniowski	32.263	18	Nesov - Kizilov	32.663	5	Jedliński - Korzeniowski	38.123	25	80	Ludwig - Velasco	1:42.966	1:43.176	26
26	188	Sansom - Ramos	32.297	188	Sansom - Ramos	32.670	19	Rogalski - Ugran	38.127	26	26	Blanchemain - Påverud	1:42.971	1:42.993	24
27	19	Rogalski - Ugran	32.304	26	Blanchemain - Påverud	32.677	26	Blanchemain - Påverud	38.152	27	19	Rogalski - Ugran	1:43.041	1:43.471	28
28	86	Gudmundsson - Gissurarson	32.308	80	Ludwig - Velasco	32.689	86	Gudmundsson - Gissurarson	38.306	28	10	Grove - Grove	1:43.323	1:43.428	27
29	10	Grove - Grove	32.341	86	Gudmundsson - Gissurarson	32.874	10	Grove - Grove	38.321	29	86	Gudmundsson - Gissurarson	1:43.488	1:44.001	29
30	77	Alfredo Hernández	32.959	77	Alfredo Hernández	33.992	77	Alfredo Hernández	39.349	30	77	Alfredo Hernández	1:46.300	1:46.461	30

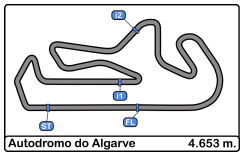

Autodromo Int. do Algarve
International GT Open
Private test - 2
Best 5 Lap Times

Cl	Nº	Entrant/Team	Nat	Driver 1	Nat	Driver 2	Nat	Vehicle	Cat	Cl	Best 1 Time	Best 1 Lap	Best 2 Time	Best 2 Lap	Best 3 Time	Best 3 Lap	Best 4 Time	Best 4 Lap	Best 5 Time	Best 5 Lap
1	65	Team Motopark	DEU	Heiko Neumann	DEU	Lukas Dunner	AUT	Mercedes AMG GT3 EVO	PROAM	1	**1:41.157**	26	1:41.442	27	1:42.378	14	1:42.553	17	1:42.762	11
2	1	Eastalent Racing	AUT	Simon Reicher	AUT	Christopher Haase	DEU	Audi R8 LMS GT3 EVO II	PRO	1	**1:41.445**	19	1:41.559	20	1:41.918	3	1:41.945	15	1:41.967	21
3	11	Team Motopark	DEU	Levente Révész	HUN	Matteo Cairoli	ITA	Mercedes AMG GT3 EVO	PRO	2	**1:41.462**	19	1:41.851	18	1:41.879	20	1:42.388	23	1:42.450	15
4	9	GetSpeed	DEU	Anthony Bartone	USA	Fabian Schiller	DEU	Mercedes AMG GT3 EVO	PRO	3	**1:41.527**	19	1:42.291	3	1:42.405	7	1:42.778	16	1:42.935	6
5	17	Elite Motorsport with Entire Race Engineering	GBR	Tom Lebbon	GBR	Tom Emson	GBR	Ferrari 296 GT3	PRO	4	**1:41.572**	24	1:41.757	26	1:41.866	23	1:42.269	29	1:42.463	6
6	30	Car Collection Motorsport	DEU	Hash	USA	Alex Fontana	CHE	Porsche 911 GT3 R (992)	PROAM	2	**1:41.707**	10	1:41.813	11	1:42.028	5	1:42.067	4	1:42.408	6
7	20	SPS Automotive Performance	DEU	Valentin Pierburg	DEU	Dominik Baumann	AUT	Mercedes AMG GT3 EVO	PROAM	3	**1:41.763**	10	1:42.088	9	1:42.384	11	1:42.822	4	1:42.852	30
8	51	AF Corse	ITA	Carl Bennett	THA	Tommaso Mosca	ITA	Ferrari 296 GT3	PRO	5	**1:41.765**	12	1:41.825	10	1:43.042	7	1:43.088	6	1:43.276	21
9	82	GetSpeed	DEU	Marcelo Ramírez	MEX	Ralf Aron	EST	Mercedes AMG GT3 EVO	PRO	6	**1:41.778**	3	1:44.547	15	1:44.612	19	1:44.648	28	1:44.866	21
10	33	Greystone GT	GBR	Dean Macdonald	GBR	James Kell	GBR	McLaren 720S GT3 EVO	PRO	7	**1:41.782**	6	1:41.856	3	1:41.956	25	1:42.009	7	1:42.121	23
11	54	CBRX by SPS	DEU	Dexter Müller	CHE	Yannick Mettler	CHE	Mercedes AMG GT3 EVO	PROAM	4	**1:41.812**	9	1:41.937	11	1:42.173	8	1:42.194	7	1:42.215	12
12	28	BDR Competition / BDR Grupo Prom Racing Team	BEL	Amaury Bonduel	FRA	Luis Michael Dörrbecker	MEX	Mercedes AMG GT3 EVO	PRO	8	**1:41.825**	16	1:41.967	17	1:43.064	7	1:43.088	6	1:43.527	13
13	13	Team Motopark	DEU	Robert Visoiu	ROU	Niklas Krütten	DEU	Mercedes AMG GT3 EVO	PRO	9	**1:41.828**	8	1:42.756	3	1:42.949	20	1:43.514	13	1:43.532	24
14	79	Tsunami RT	SMR	Johannes Zelger	ITA	Fabio Babini	ITA	Porsche 911 GT3 R (992)	PROAM	5	**1:41.885**	22	1:42.215	20	1:42.877	21	1:42.979	14	1:43.078	9
15	4	Optimum Motorsport	GBR	Michael Porter	GBR	Zac Meakin	GBR	McLaren 720S GT3 EVO	PRO	10	**1:42.002**	15	1:42.184	13	1:42.839	12	1:43.017	9	1:43.503	4
16	6	GetSpeed	DEU	Steve Jans	LUX	Aaron Walker	GBR	Mercedes AMG GT3 EVO	PROAM	6	**1:42.190**	4	1:42.456	3	1:42.638	7	1:42.704	2	1:43.761	20
17	777	Olimp Racing	POL	Marcin Jedliński	POL	Karol Basz	POL	Ferrari 296 GT3	PROAM	7	**1:42.291**	23	1:42.398	22	1:42.400	25	1:42.422	24	1:44.003	19
18	75	Team ISR	CZE	Filip Salaquarda	CZE	Libor Milota	CZE	Audi R8 LMS GT3 EVO II	PROAM	8	**1:42.336**	3	1:42.405	21	1:42.534	20	1:42.558	5	1:42.583	25
19	63	Oregon Team	ITA	Antoine Doquin	FRA	Artem Petrov	ISR	Lamborghini Huracán GT3 EVO2	PRO	11	**1:42.352**	7	1:42.857	8	1:42.889	6	1:42.904	23	1:43.163	26
20	18	Dinamic GT	ITA	Alexey Nesov	ND	Maksim Kizilov	ND	Porsche 911 GT3 R (992)	PRO	12	**1:42.570**	3	1:43.009	6	1:43.116	5	1:43.392	4	1:43.912	2
21	55	AF Corse	ITA	Laurent De Meeus	BEL	Vincent Abril	FRA	Ferrari 296 GT3	PROAM	9	**1:42.614**	24	1:42.693	22	1:42.779	20	1:43.220	19	1:44.914	13
22	21	AF Corse	ITA	Gino Forgione	CHE	Michele Rugolo	ITA	Ferrari 296 GT3	AM	1	**1:42.784**	19	1:42.883	15	1:42.931	14	1:42.980	18	1:43.482	17
23	188	Garage 59	GBR	Mark Sansom	GBR	Miguel Ramos	PRT	McLaren 720S GT3 EVO	AM	2	**1:42.836**	12	1:43.233	14	1:43.674	10	1:43.689	5	1:43.995	6
24	26	Sainteloc Racing	FRA	Michael Blanchemain	FRA	Marcus Påverud	NOR	Audi R8 LMS GT3 EVO II	PROAM	10	**1:42.993**	16	1:43.419	17	1:44.017	5	1:44.530	13	1:44.605	4
25	5	Olimp Racing	POL	Stanislaw Jedliński	POL	Krystian Korzeniowski	POL	Ferrari 296 GT3	AM	3	**1:43.037**	19	1:43.268	18	1:43.395	16	1:43.621	20	1:45.081	23
26	80	Mertel Motorsport	DEU	Luca Ludwig	DEU	Iván Velasco	ESP	Ferrari 488 GT3 Evo	PROAM	11	**1:43.176**	3	1:43.209	12	1:43.228	7	1:43.504	2	1:43.635	15
27	10	Iron Lynx	ITA	Brenton Grove	AUS	Stephen Grove	AUS	Mercedes AMG GT3 EVO	PROAM	12	**1:43.428**	30	1:43.519	29	1:43.619	27	1:43.639	26	1:43.670	20
28	19	Oregon Team	ITA	Robin Rogalski	POL	Filip Ugran	ROU	Lamborghini Huracán GT3 EVO2	PRO	13	**1:43.471**	9	1:43.558	24	1:43.652	25	1:43.828	26	1:43.832	8
29	86	Team Thor	ISL	Audunn Gudmundsson	ISL	Thorvaldur Gissurarson	ISL	Porsche 911 GT3 R (992)	AM	4	**1:44.001**	6	1:44.004	25	1:44.227	4	1:44.263	3	1:44.340	24
30	77	BDR Competition / BDR Grupo Prom Racing Team	BEL	Alfredo Hernández	MEX			Mercedes AMG GT3 EVO	AM	5	**1:46.461**	24	1:46.649	25	1:46.678	27	1:46.802	26	1:47.043	18

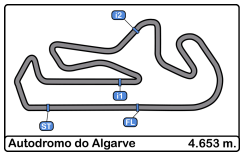

Autodromo Int. do Algarve
International GT Open
Private test - 2
Best 5 Top Speeds

													Top 1		Top 2		Top 3		Top 4		Top 5		
Cl	Nº	Entrant/Team	Nat	Driver 1	Nat	Driver 2	Nat	Vehicle	Cat	Cl	Km/h	Lap	Km/h	Lap	Km/h	Lap	Km/h	Lap	Km/h	Lap	Avg
1	75	Team ISR	CZE	Filip Salaquarda	CZE	Libor Milota	CZE	Audi R8 LMS GT3 EVO II	PROAM	1	**269.3**	4	267.3	17	267.3	26	267.3	28	266.6	18	267.5
2	9	GetSpeed	DEU	Anthony Bartone	USA	Fabian Schiller	DEU	Mercedes AMG GT3 EVO	PRO	1	**267.9**	20	266.6	21	266.0	22	265.3	8	265.3	12	266.2
3	51	AF Corse	ITA	Carl Bennett	THA	Tommaso Mosca	ITA	Ferrari 296 GT3	PRO	2	**267.9**	8	266.6	5	266.6	27	266.6	29	266.0	7	266.7
4	79	Tsunami RT	SMR	Johannes Zelger	ITA	Fabio Babini	ITA	Porsche 911 GT3 R (992)	PROAM	2	**267.9**	23	267.3	20	267.3	21	266.6	15	266.6	22	267.1
5	82	GetSpeed	DEU	Marcelo Ramírez	MEX	Ralf Aron	EST	Mercedes AMG GT3 EVO	PRO	3	**267.9**	3	267.9	4	267.9	5	266.6	24	266.0	18	267.3
6	4	Optimum Motorsport	GBR	Michael Porter	GBR	Zac Meakin	GBR	McLaren 720S GT3 EVO	PRO	4	**267.3**	14	265.3	16	264.0	15	263.4	10	263.4	13	264.7
7	11	Team Motopark	DEU	Levente Révész	HUN	Matteo Cairoli	ITA	Mercedes AMG GT3 EVO	PRO	5	**266.6**	4	266.6	21	266.6	23	265.3	12	265.3	13	266.1
8	17	Elite Motorsport with Entire Race Engineering	GBR	Tom Lebbon	GBR	Tom Emson	GBR	Ferrari 296 GT3	PRO	6	**266.6**	25	265.3	5	265.3	10	264.7	4	264.7	19	265.3
9	30	Car Collection Motorsport	DEU	Hash	USA	Alex Fontana	CHE	Porsche 911 GT3 R (992)	PROAM	3	**266.6**	7	266.0	2	265.3	6	265.3	8	264.7	3	265.6
10	86	Team Thor	ISL	Audunn Gudmundsson	ISL	Thorvaldur Gissurarson	ISL	Porsche 911 GT3 R (992)	AM	1	**266.6**	4	264.7	8	264.7	22	264.7	25	264.7	26	265.0
11	777	Olimp Racing	POL	Marcin Jedliński	POL	Karol Basz	POL	Ferrari 296 GT3	PROAM	4	**266.6**	22	266.6	24	266.6	25	266.0	23	265.3	26	266.2
12	13	Team Motopark	DEU	Robert Visoiu	ROU	Niklas Krütten	DEU	Mercedes AMG GT3 EVO	PRO	7	**266.0**	4	266.0	9	265.3	8	265.3	14	264.7	10	265.4
13	18	Dinamic GT	ITA	Alexey Nesov	ND	Maksim Kizilov	ND	Porsche 911 GT3 R (992)	PRO	8	**266.0**	2	265.3	4	265.3	6	265.3	7	264.0	19	265.2
14	26	Sainteloc Racing	FRA	Michael Blanchemain	FRA	Marcus Påverud	NOR	Audi R8 LMS GT3 EVO II	PROAM	5	**266.0**	19	264.7	24	264.0	10	264.0	14	264.0	16	264.5
15	33	Greystone GT	GBR	Dean Macdonald	GBR	James Kell	GBR	McLaren 720S GT3 EVO	PRO	9	**266.0**	21	266.0	24	265.3	26	264.7	5	264.7	17	265.3
16	65	Team Motopark	DEU	Heiko Neumann	DEU	Lukas Dunner	AUT	Mercedes AMG GT3 EVO	PROAM	6	**266.0**	17	265.3	15	264.7	27	264.0	5	264.0	8	264.8
17	1	Eastalent Racing	AUT	Simon Reicher	AUT	Christopher Haase	DEU	Audi R8 LMS GT3 EVO II	PRO	10	**265.3**	21	265.3	22	264.7	9	264.7	10	264.7	15	264.9
18	5	Olimp Racing	POL	Stanislaw Jedliński	POL	Krystian Korzeniowski	POL	Ferrari 296 GT3	AM	2	**265.3**	21	265.3	24	264.7	18	264.7	20	264.0	19	264.8
19	21	AF Corse	ITA	Gino Forgione	CHE	Michele Rugolo	ITA	Ferrari 296 GT3	AM	3	**265.3**	16	264.7	6	264.7	14	264.7	15	264.7	27	264.8
20	28	BDR Competition / BDR Grupo Prom Racing Team	BEL	Amaury Bonduel	FRA	Luis Michael Dörrbecker	MEX	Mercedes AMG GT3 EVO	PRO	11	**265.3**	18	264.0	13	263.4	7	263.4	14	262.7	4	263.8
21	10	Iron Lynx	ITA	Brenton Grove	AUS	Stephen Grove	AUS	Mercedes AMG GT3 EVO	PROAM	7	**264.7**	15	264.0	18	263.4	26	262.7	25	262.7	27	263.5
22	20	SPS Automotive Performance	DEU	Valentin Pierburg	DEU	Dominik Baumann	AUT	Mercedes AMG GT3 EVO	PROAM	8	**264.7**	5	264.7	31	264.0	4	264.0	29	264.0	30	264.3
23	54	CBRX by SPS	DEU	Dexter Müller	CHE	Yannick Mettler	CHE	Mercedes AMG GT3 EVO	PROAM	9	**264.7**	27	264.0	4	264.0	10	264.0	23	264.0	29	264.1
24	80	Mertel Motorsport	DEU	Luca Ludwig	DEU	Iván Velasco	ESP	Ferrari 488 GT3 Evo	PROAM	10	**264.7**	4	264.7	9	264.0	12	264.0	14	264.0	17	264.3
25	188	Garage 59	GBR	Mark Sansom	GBR	Miguel Ramos	PRT	McLaren 720S GT3 EVO	AM	4	**264.7**	15	262.7	11	262.7	14	262.7	30	262.7	31	263.1
26	19	Oregon Team	ITA	Robin Rogalski	POL	Filip Ugran	ROU	Lamborghini Huracán GT3 EVO2	PRO	12	**264.0**	10	262.7	28	262.1	9	262.1	27	261.5	12	262.5
27	55	AF Corse	ITA	Laurent De Meeus	BEL	Vincent Abril	FRA	Ferrari 296 GT3	PROAM	11	**264.0**	24	263.4	14	263.4	23	263.4	25	263.4	27	263.5
28	6	GetSpeed	DEU	Steve Jans	LUX	Aaron Walker	GBR	Mercedes AMG GT3 EVO	PROAM	12	**263.4**	8	262.1	17	261.5	14	261.5	18	261.5	21	262.0
29	63	Oregon Team	ITA	Antoine Doquin	FRA	Artem Petrov	ISR	Lamborghini Huracán GT3 EVO2	PRO	13	**262.7**	14	260.8	8	260.8	15	260.8	21	260.8	24	261.2
30	77	BDR Competition / BDR Grupo Prom Racing Team	BEL	Alfredo Hernández	MEX			Mercedes AMG GT3 EVO	AM	5	**261.5**	15	260.8	21	260.8	22	260.2	20	260.2	25	260.7

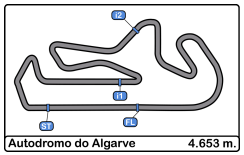

Autodromo Int. do Algarve
International GT Open
Private test - 2
Fastest Laps Sequence

Lap	Time of Day	Session Time	Nº	Entrant/Team	Nat	Driver 1	Nat	Driver 2	Nat	Vehicle	Cat	Time	Km/h
2	15:43:39.948	3:39.948	30	Car Collection Motorsport	DEU	Hash	USA	Alex Fontana	CHE	Porsche 911 GT3 R (992)	PROAM	**1:44.771**	159.8
2	15:43:52.942	3:52.942	18	Dinamic GT	ITA	Alexey Nesov	ND	Maksim Kizilov	ND	Porsche 911 GT3 R (992)	PRO	**1:43.912**	161.2
2	15:43:55.198	3:55.198	11	Team Motopark	DEU	Levente Révész	HUN	Matteo Cairoli	ITA	Mercedes AMG GT3 EVO	PRO	**1:43.666**	161.5
2	15:44:05.382	4:05.382	20	SPS Automotive Performance	DEU	Valentin Pierburg	DEU	Dominik Baumann	AUT	Mercedes AMG GT3 EVO	PROAM	**1:43.629**	161.6
2	15:44:07.323	4:07.323	17	Elite Motorsport with Entire Race Engineering	GBR	Tom Lebbon	GBR	Tom Emson	GBR	Ferrari 296 GT3	PRO	**1:42.945**	162.7
2	15:45:09.492	5:09.492	33	Greystone GT	GBR	Dean Macdonald	GBR	James Kell	GBR	McLaren 720S GT3 EVO	PRO	**1:42.542**	163.3
3	15:45:22.372	5:22.372	30	Car Collection Motorsport	DEU	Hash	USA	Alex Fontana	CHE	Porsche 911 GT3 R (992)	PROAM	**1:42.424**	163.5
3	15:45:32.377	5:32.377	75	Team ISR	CZE	Filip Salaquarda	CZE	Libor Milota	CZE	Audi R8 LMS GT3 EVO II	PROAM	**1:42.336**	163.6
3	15:45:44.136	5:44.136	82	GetSpeed	DEU	Marcelo Ramírez	MEX	Ralf Aron	EST	Mercedes AMG GT3 EVO	PRO	**1:41.778**	164.5
10	15:59:53.814	19:53.814	20	SPS Automotive Performance	DEU	Valentin Pierburg	DEU	Dominik Baumann	AUT	Mercedes AMG GT3 EVO	PROAM	**1:41.763**	164.6
10	16:02:02.484	22:02.484	30	Car Collection Motorsport	DEU	Hash	USA	Alex Fontana	CHE	Porsche 911 GT3 R (992)	PROAM	**1:41.707**	164.6
19	16:27:15.179	47:15.179	9	GetSpeed	DEU	Anthony Bartone	USA	Fabian Schiller	DEU	Mercedes AMG GT3 EVO	PRO	**1:41.527**	164.9
19	16:33:29.932	53:29.932	11	Team Motopark	DEU	Levente Révész	HUN	Matteo Cairoli	ITA	Mercedes AMG GT3 EVO	PRO	**1:41.462**	165.0
19	16:33:51.394	53:51.394	1	Eastalent Racing	AUT	Simon Reicher	AUT	Christopher Haase	DEU	Audi R8 LMS GT3 EVO II	PRO	**1:41.445**	165.1
26	16:38:21.137	58:21.137	65	Team Motopark	DEU	Heiko Neumann	DEU	Lukas Dunner	AUT	Mercedes AMG GT3 EVO	PROAM	**1:41.157**	165.5

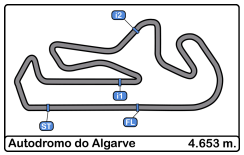

Autodromo do Algarve 4.653 m.

Autodromo Int. do Algarve
International GT Open
Private test - 2
Event Best Maximum Speed

Nº	Entrant/Team	Nat	Driver 1	Nat	Driver 2	Nat	Vehicle	Cat	Km/h	Session
75	Team ISR	CZE	Filip Salaquarda	CZE	Libor Milota	CZE	Audi R8 LMS GT3 EVO II	PROAM	269.3	Private test - 2
82	GetSpeed	DEU	Marcelo Ramírez	MEX	Ralf Aron	EST	Mercedes AMG GT3 EVO	PRO	267.9	Private test - 2
51	AF Corse	ITA	Carl Bennett	THA	Tommaso Mosca	ITA	Ferrari 296 GT3	PRO	267.9	Private test - 2
9	GetSpeed	DEU	Anthony Bartone	USA	Fabian Schiller	DEU	Mercedes AMG GT3 EVO	PRO	267.9	Private test - 2
79	Tsunami RT	SMR	Johannes Zelger	ITA	Fabio Babini	ITA	Porsche 911 GT3 R (992)	PROAM	267.9	Private test - 2
4	Optimum Motorsport	GBR	Michael Porter	GBR	Zac Meakin	GBR	McLaren 720S GT3 EVO	PRO	267.3	Private test - 2
86	Team Thor	ISL	Audunn Gudmundsson	ISL	Thorvaldur Gissurarson	ISL	Porsche 911 GT3 R (992)	AM	266.6	Private test - 2
30	Car Collection Motorsport	DEU	Hash	USA	Alex Fontana	CHE	Porsche 911 GT3 R (992)	PROAM	266.6	Private test - 2
777	Olimp Racing	POL	Marcin Jedliński	POL	Karol Basz	POL	Ferrari 296 GT3	PROAM	266.6	Private test - 2
17	Elite Motorsport with Entire Race Engineering	GBR	Tom Lebbon	GBR	Tom Emson	GBR	Ferrari 296 GT3	PRO	266.6	Private test - 2
11	Team Motopark	DEU	Levente Révész	HUN	Matteo Cairoli	ITA	Mercedes AMG GT3 EVO	PRO	266.6	Private test - 2
18	Dinamic GT	ITA	Alexey Nesov	ND	Maksim Kizilov	ND	Porsche 911 GT3 R (992)	PRO	266.0	Private test - 1
13	Team Motopark	DEU	Robert Visoiu	ROU	Niklas Krütten	DEU	Mercedes AMG GT3 EVO	PRO	266.0	Private test - 2
65	Team Motopark	DEU	Heiko Neumann	DEU	Lukas Dunner	AUT	Mercedes AMG GT3 EVO	PROAM	266.0	Private test - 2
33	Greystone GT	GBR	Dean Macdonald	GBR	James Kell	GBR	McLaren 720S GT3 EVO	PRO	266.0	Private test - 2
26	Sainteloc Racing	FRA	Michael Blanchemain	FRA	Marcus Påverud	NOR	Audi R8 LMS GT3 EVO II	PROAM	266.0	Private test - 2
21	AF Corse	ITA	Gino Forgione	CHE	Michele Rugolo	ITA	Ferrari 296 GT3	AM	265.3	Private test - 2
28	BDR Competition / BDR Grupo Prom Racing Team	BEL	Amaury Bonduel	FRA	Luis Michael Dörrbecker	MEX	Mercedes AMG GT3 EVO	PRO	265.3	Private test - 2
5	Olimp Racing	POL	Stanislaw Jedliński	POL	Krystian Korzeniowski	POL	Ferrari 296 GT3	AM	265.3	Private test - 2
1	Eastalent Racing	AUT	Simon Reicher	AUT	Christopher Haase	DEU	Audi R8 LMS GT3 EVO II	PRO	265.3	Private test - 2
80	Mertel Motorsport	DEU	Luca Ludwig	DEU	Iván Velasco	ESP	Ferrari 488 GT3 Evo	PROAM	264.7	Private test - 2
20	SPS Automotive Performance	DEU	Valentin Pierburg	DEU	Dominik Baumann	AUT	Mercedes AMG GT3 EVO	PROAM	264.7	Private test - 2
188	Garage 59	GBR	Mark Sansom	GBR	Miguel Ramos	PRT	McLaren 720S GT3 EVO	AM	264.7	Private test - 2
10	Iron Lynx	ITA	Brenton Grove	AUS	Stephen Grove	AUS	Mercedes AMG GT3 EVO	PROAM	264.7	Private test - 2
54	CBRX by SPS	DEU	Dexter Müller	CHE	Yannick Mettler	CHE	Mercedes AMG GT3 EVO	PROAM	264.7	Private test - 2
19	Oregon Team	ITA	Robin Rogalski	POL	Filip Ugran	ROU	Lamborghini Huracán GT3 EVO2	PRO	264.0	Private test - 2
55	AF Corse	ITA	Laurent De Meeus	BEL	Vincent Abril	FRA	Ferrari 296 GT3	PROAM	264.0	Private test - 2
6	GetSpeed	DEU	Steve Jans	LUX	Aaron Walker	GBR	Mercedes AMG GT3 EVO	PROAM	263.4	Private test - 2
63	Oregon Team	ITA	Antoine Doquin	FRA	Artem Petrov	ISR	Lamborghini Huracán GT3 EVO2	PRO	262.7	Private test - 2
77	BDR Competition / BDR Grupo Prom Racing Team	BEL	Alfredo Hernández	MEX			Mercedes AMG GT3 EVO	AM	261.5	Private test - 2

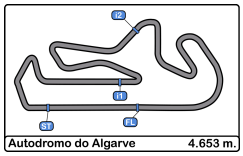

Autodromo Int. do Algarve
International GT Open
Private test - 2
Pit Stop Analysis

1 — Simon Reicher — Audi R8 LMS GT3 EVO II
PRO — Christopher Haase — Eastalent Racing

Nº	In Day Time	In Time	Out Time	Pit Time	T. Pit Time	Handicap	Diff.
1	15:51:32.499	15:51:32.499	15:52:52.477	1:19.978	1:19.978		
2	16:03:15.584	16:03:15.584	16:10:30.449	7:14.865	8:34.843		
3	16:20:54.451	16:20:54.451	16:30:24.139	9:29.688	18:04.531		

4 — Michael Porter — McLaren 720S GT3 EVO
PRO — Zac Meakin — Optimum Motorsport

Nº	In Day Time	In Time	Out Time	Pit Time	T. Pit Time	Handicap	Diff.
1	15:49:23.935	15:49:23.935	15:55:37.024	6:13.089	6:13.089		
2	15:57:39.747	15:57:39.747	16:22:35.236	24:55.489	31:08.578		
3	16:29:33.282	16:29:33.282	16:30:56.570	1:23.288	32:31.866		

5 — Stanislaw Jedliński — Ferrari 296 GT3
AM — Krystian Korzeniowski — Olimp Racing

Nº	In Day Time	In Time	Out Time	Pit Time	T. Pit Time	Handicap	Diff.
1	15:53:35.792	15:53:35.792	15:56:38.090	3:02.298	3:02.298		
2	16:00:43.062	16:00:43.062	16:03:12.772	2:29.710	5:32.008		
3	16:14:44.027	16:14:44.027	16:17:22.338	2:38.311	8:10.319		
4	16:29:29.422	16:29:29.422	16:32:40.610	3:11.188	11:21.507		

6 — Steve Jans — Mercedes AMG GT3 EVO
PROAM — Aaron Walker — GetSpeed

Nº	In Day Time	In Time	Out Time	Pit Time	T. Pit Time	Handicap	Diff.
1	15:51:43.159	15:51:43.159	15:54:27.387	2:44.228	2:44.228		
2	15:59:49.767	15:59:49.767	16:02:08.066	2:18.299	5:02.527		
3	16:26:33.005	16:26:33.005	16:27:48.494	1:15.489	6:18.016		
4	16:33:02.270	16:33:02.270	16:34:25.998	1:23.728	7:41.744		
5	16:37:54.284	16:37:54.284	16:39:16.110	1:21.826	9:03.570		

9 — Anthony Bartone — Mercedes AMG GT3 EVO
PRO — Fabian Schiller — GetSpeed

Nº	In Day Time	In Time	Out Time	Pit Time	T. Pit Time	Handicap	Diff.
1	15:48:00.082	15:48:00.082	15:54:52.665	6:52.583	6:52.583		
2	16:01:47.266	16:01:47.266	16:03:14.226	1:26.960	8:19.543		
3	16:12:12.636	16:12:12.636	16:15:21.978	3:09.342	11:28.885		
4	16:22:18.891	16:22:18.891	16:23:49.656	1:30.765	12:59.650		
5	16:32:43.914	16:32:43.914	16:33:57.650	1:13.736	14:13.386		

10 — Brenton Grove — Mercedes AMG GT3 EVO
PROAM — Stephen Grove — Iron Lynx

Nº	In Day Time	In Time	Out Time	Pit Time	T. Pit Time	Handicap	Diff.
1	15:55:40.156	15:55:40.156	15:57:10.128	1:29.972	1:29.972		
2	16:11:27.470	16:11:27.470	16:13:57.358	2:29.888	3:59.860		

11 — Levente Révész — Mercedes AMG GT3 EVO
PRO — Matteo Cairoli — Team Motopark

Nº	In Day Time	In Time	Out Time	Pit Time	T. Pit Time	Handicap	Diff.
1	15:50:51.753	15:50:51.753	15:54:49.494	3:57.741	3:57.741		
2	16:01:46.473	16:01:46.473	16:13:52.598	12:06.125	16:03.866		
3	16:24:09.416	16:24:09.416	16:28:21.216	4:11.800	20:15.666		
4	16:36:54.616	16:36:54.616	16:38:25.109	1:30.493	21:46.159		

13 — Robert Visoiu — Mercedes AMG GT3 EVO
PRO — Niklas Krütten — Team Motopark

Nº	In Day Time	In Time	Out Time	Pit Time	T. Pit Time	Handicap	Diff.
1	15:49:14.582	15:49:14.582	15:54:48.362	5:33.780	5:33.780		
2	16:03:36.153	16:03:36.153	16:10:37.210	7:01.057	12:34.837		
3	16:24:32.563	16:24:32.563	16:29:48.655	5:16.092	17:50.929		
4	16:35:02.512	16:35:02.512	16:36:14.837	1:12.325	19:03.254		

17 — Tom Lebbon — Ferrari 296 GT3
PRO — Tom Emson — Elite Motorsport

Nº	In Day Time	In Time	Out Time	Pit Time	T. Pit Time	Handicap	Diff.
1	15:58:06.530	15:58:06.530	16:01:07.907	3:01.377	3:01.377		
2	16:11:31.533	16:11:31.533	16:13:18.651	1:47.118	4:48.495		
3	16:22:00.127	16:22:00.127	16:24:32.355	2:32.228	7:20.723		
4	16:35:00.747	16:35:00.747	16:37:10.621	2:09.874	9:30.597		

18 — Alexey Nesov — Porsche 911 GT3 R (992)
PRO — Maksim Kizilov — Dinamic GT

Nº	In Day Time	In Time	Out Time	Pit Time	T. Pit Time	Handicap	Diff.
1	15:52:28.843	15:52:28.843	15:55:09.910	2:41.067	2:41.067		
2	16:07:52.339	16:07:52.339	16:09:20.279	1:27.940	4:09.007		
3	16:18:24.248	16:18:24.248	16:28:04.069	9:39.821	13:48.828		
4	16:32:27.588	16:32:27.588	16:33:29.894	1:02.306	14:51.134		

19 — Robin Rogalski — Lamborghini Huracán GT3 EVO2
PRO — Filip Ugran — Oregon Team

Nº	In Day Time	In Time	Out Time	Pit Time	T. Pit Time	Handicap	Diff.
1	15:50:50.041	15:50:50.041	15:52:38.501	1:48.460	1:48.460		
2	16:04:54.552	16:04:54.552	16:06:22.327	1:27.775	3:16.235		
3	16:22:22.191	16:22:22.191	16:24:16.213	1:54.022	5:10.257		

20 — Valentin Pierburg — Mercedes AMG GT3 EVO
PROAM — Dominik Baumann — SPS Automotive Performance

Nº	In Day Time	In Time	Out Time	Pit Time	T. Pit Time	Handicap	Diff.
1	15:52:46.009	15:52:46.009	15:54:45.923	1:59.914	1:59.914		
2	16:03:22.807	16:03:22.807	16:06:09.461	2:46.654	4:46.568		
3	16:23:34.324	16:23:34.324	16:26:46.763	3:12.439	7:59.007		

21 — Gino Forgione — Ferrari 296 GT3
AM — Michele Rugolo — AF Corse

Nº	In Day Time	In Time	Out Time	Pit Time	T. Pit Time	Handicap	Diff.
1	16:03:03.972	16:03:03.972	16:05:59.191	2:55.219	2:55.219		
2	16:19:54.084	16:19:54.084	16:25:32.239	5:38.155	8:33.374		

26 — Michael Blanchemain — Audi R8 LMS GT3 EVO II
PROAM — Marcus Påverud — Sainteloc Racing

Nº	In Day Time	In Time	Out Time	Pit Time	T. Pit Time	Handicap	Diff.
1	15:53:04.843	15:53:04.843	15:57:44.131	4:39.288	4:39.288		
2	16:11:54.307	16:11:54.307	16:20:20.285	8:25.978	13:05.266		
3	16:28:59.841	16:28:59.841	16:30:53.690	1:53.849	14:59.115		

28 — Amaury Bonduel — Mercedes AMG GT3 EVO
PRO — Luis Michael Dörrbecker — BDR Grupo Prom Racing Team

Nº	In Day Time	In Time	Out Time	Pit Time	T. Pit Time	Handicap	Diff.
1	15:55:28.796	15:55:28.796	15:59:31.762	4:02.966	4:02.966		
2	16:04:45.971	16:04:45.971	16:09:04.628	4:18.657	8:21.623		
3	16:14:15.194	16:14:15.194	16:16:48.522	2:33.328	10:54.951		
4	16:23:44.464	16:23:44.464	16:26:13.668	2:29.204	13:24.155		

30 — Hash — Porsche 911 GT3 R (992)
PROAM — Alex Fontana — Car Collection Motorsport

Nº	In Day Time	In Time	Out Time	Pit Time	T. Pit Time	Handicap	Diff.
1	15:53:58.671	15:53:58.671	15:58:40.015	4:41.344	4:41.344		
2	16:05:28.112	16:05:28.112	16:06:59.961	1:31.849	6:13.193		
3	16:16:02.846	16:16:02.846	16:17:38.701	1:35.855	7:49.048		

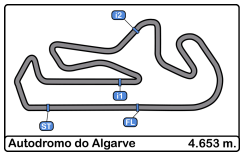

Autodromo Int. do Algarve
International GT Open
Private test - 2
Pit Stop Analysis

33 — Dean Macdonald — McLaren 720S GT3 EVO
PRO — James Kell — Greystone GT

Nº	In Day Time	In Time	Out Time	Pit Time	T. Pit Time	Handicap	Diff.
1	15:55:24.626	15:55:24.626	15:57:31.536	2:06.910	2:06.910		
2	16:06:06.270	16:06:06.270	16:08:07.609	2:01.339	4:08.249		
3	16:16:45.215	16:16:45.215	16:18:01.727	1:16.512	5:24.761		
4	16:23:11.370	16:23:11.370	16:24:46.381	1:35.011	6:59.772		

51 — Carl Bennett — Ferrari 296 GT3
PRO — Tommaso Mosca — AF Corse

Nº	In Day Time	In Time	Out Time	Pit Time	T. Pit Time	Handicap	Diff.
1	15:44:05.794	15:44:05.794	15:45:40.043	1:34.249	1:34.249		
2	15:56:15.057	15:56:15.057	15:57:23.159	1:08.102	2:42.351		
3	16:06:14.027	16:06:14.027	16:07:56.729	1:42.702	4:25.053		
4	16:16:36.381	16:16:36.381	16:18:22.594	1:46.213	6:11.266		
5	16:33:55.163	16:33:55.163	16:37:26.187	3:31.024	9:42.290		

54 — Dexter Müller — Mercedes AMG GT3 EVO
PROAM — Yannick Mettler — SPS Automotive Performance

Nº	In Day Time	In Time	Out Time	Pit Time	T. Pit Time	Handicap	Diff.
1	15:50:53.602	15:50:53.602	15:53:47.025	2:53.423	2:53.423		
2	16:07:35.066	16:07:35.066	16:09:27.824	1:52.758	4:46.181		
3	16:18:19.833	16:18:19.833	16:20:58.798	2:38.965	7:25.146		

55 — Laurent De Meeus — Ferrari 296 GT3
PROAM — Vincent Abril — AF Corse

Nº	In Day Time	In Time	Out Time	Pit Time	T. Pit Time	Handicap	Diff.
1	15:58:17.776	15:58:17.776	15:59:39.248	1:21.472	1:21.472		
2	16:14:18.431	16:14:18.431	16:20:17.281	5:58.850	7:20.322		

63 — Antoine Doquin — Lamborghini Huracán GT3 EVO2
PRO — Artem Petrov — Oregon Team

Nº	In Day Time	In Time	Out Time	Pit Time	T. Pit Time	Handicap	Diff.
1	15:47:20.577	15:47:20.577	15:49:54.916	2:34.339	2:34.339		
2	15:58:32.293	15:58:32.293	16:00:06.652	1:34.359	4:08.698		
3	16:10:29.553	16:10:29.553	16:12:04.052	1:34.499	5:43.197		
4	16:22:35.078	16:22:35.078	16:25:35.864	3:00.786	8:43.983		

65 — Heiko Neumann — Mercedes AMG GT3 EVO
PROAM — Lukas Dunner — Team Motopark

Nº	In Day Time	In Time	Out Time	Pit Time	T. Pit Time	Handicap	Diff.
1	15:56:13.639	15:56:13.639	15:58:10.505	1:56.866	1:56.866		
2	16:03:24.449	16:03:24.449	16:05:52.329	2:27.880	4:24.746		
3	16:10:59.066	16:10:59.066	16:13:03.189	2:04.123	6:28.869		
4	16:18:15.979	16:18:15.979	16:21:22.251	3:06.272	9:35.141		
5	16:30:10.074	16:30:10.074	16:33:03.667	2:53.593	12:28.734		

75 — Filip Salaquarda — Audi R8 LMS GT3 EVO II
PROAM — Libor Milota — Team ISR

Nº	In Day Time	In Time	Out Time	Pit Time	T. Pit Time	Handicap	Diff.
1	15:50:55.875	15:50:55.875	15:53:37.925	2:42.050	2:42.050		
2	16:02:28.076	16:02:28.076	16:05:39.893	3:11.817	5:53.867		
3	16:17:51.172	16:17:51.172	16:20:26.227	2:35.055	8:28.922		

77 — Alfredo Hernández — Mercedes AMG GT3 EVO
AM — BDR Grupo Prom Racing Team

Nº	In Day Time	In Time	Out Time	Pit Time	T. Pit Time	Handicap	Diff.
1	15:54:11.038	15:54:11.038	15:55:55.200	1:44.162	1:44.162		
2	16:12:24.839	16:12:24.839	16:15:55.898	3:31.059	5:15.221		
3	16:26:44.583	16:26:44.583	16:31:23.018	4:38.435	9:53.656		

79 — Johannes Zelger — Porsche 911 GT3 R (992)
PROAM — Fabio Babini — Tsunami RT

Nº	In Day Time	In Time	Out Time	Pit Time	T. Pit Time	Handicap	Diff.
1	15:50:44.280	15:50:44.280	15:54:58.594	4:14.314	4:14.314		
2	15:58:33.561	15:58:33.561	16:00:20.208	1:46.647	6:00.961		
3	16:07:18.281	16:07:18.281	16:11:44.818	4:26.537	10:27.498		
4	16:18:39.789	16:18:39.789	16:22:13.048	3:33.259	14:00.757		
5	16:27:28.992	16:27:28.992	16:30:06.217	2:37.225	16:37.982		

80 — Luca Ludwig — Ferrari 488 GT3 Evo
PROAM — Iván Velasco — Mertel Motorsport

Nº	In Day Time	In Time	Out Time	Pit Time	T. Pit Time	Handicap	Diff.
1	15:47:54.255	15:47:54.255	15:50:58.673	3:04.418	3:04.418		
2	16:01:20.674	16:01:20.674	16:04:09.535	2:48.861	5:53.279		
3	16:16:16.415	16:16:16.415	16:20:07.354	3:50.939	9:44.218		
4	16:29:03.818	16:29:03.818	16:29:34.701	30.883	10:15.101		
5	16:31:26.486	16:31:26.486	16:33:18.975	1:52.489	12:07.590		

82 — Marcelo Ramírez — Mercedes AMG GT3 EVO
PRO — Ralf Aron — GetSpeed

Nº	In Day Time	In Time	Out Time	Pit Time	T. Pit Time	Handicap	Diff.
1	15:49:16.324	15:49:16.324	15:52:28.596	3:12.272	3:12.272		
2	16:22:51.822	16:22:51.822	16:25:29.357	2:37.535	5:49.807		
3	16:28:56.395	16:28:56.395	16:29:36.689	40.294	6:30.101		
4	16:31:20.685	16:31:20.685	16:32:35.992	1:15.307	7:45.408		

86 — Audunn Gudmundsson — Porsche 911 GT3 R (992)
AM — Thorvaldur Gissurarson — Team Thor

Nº	In Day Time	In Time	Out Time	Pit Time	T. Pit Time	Handicap	Diff.
1	15:55:02.098	15:55:02.098	16:00:53.564	5:51.466	5:51.466		
2	16:22:40.249	16:22:40.249	16:26:26.127	3:45.878	9:37.344		
3	16:30:13.542	16:30:13.542	16:32:28.467	2:14.925	11:52.269		

188 — Mark Sansom — McLaren 720S GT3 EVO
AM — Miguel Ramos — Garage 59

Nº	In Day Time	In Time	Out Time	Pit Time	T. Pit Time	Handicap	Diff.
1	15:53:02.828	15:53:02.828	15:55:32.434	2:29.606	2:29.606		
2	16:11:25.726	16:11:25.726	16:14:01.653	2:35.927	5:05.533		
3	16:33:37.453	16:33:37.453	16:34:30.000	52.547	5:58.080		

777 — Marcin Jedliński — Ferrari 296 GT3
PROAM — Karol Basz — Olimp Racing

Nº	In Day Time	In Time	Out Time	Pit Time	T. Pit Time	Handicap	Diff.
1	16:13:36.364	16:13:36.364	16:16:35.985	2:59.621	2:59.621		
2	16:23:40.885	16:23:40.885	16:25:34.160	1:53.275	4:52.896		
3	16:37:40.361	16:37:40.361	16:39:29.190	1:48.829	6:41.725		

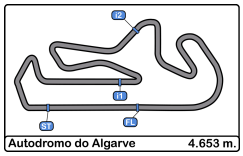

Autodromo Int. do Algarve
International GT Open
Private test - 2
Weather Report

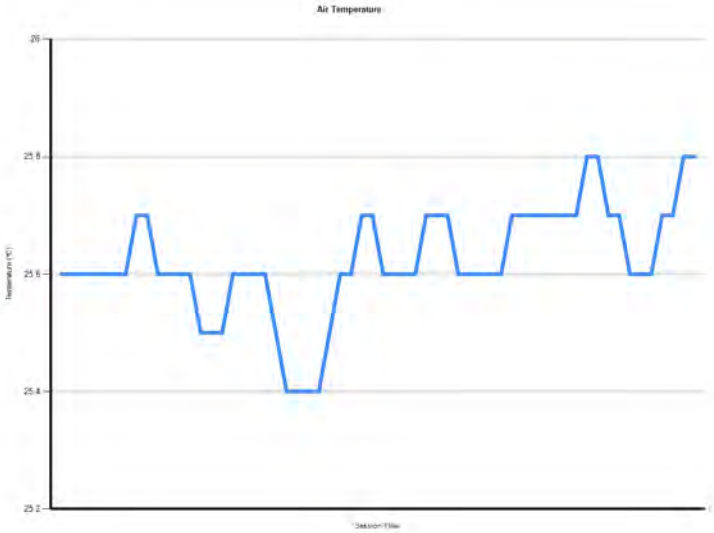

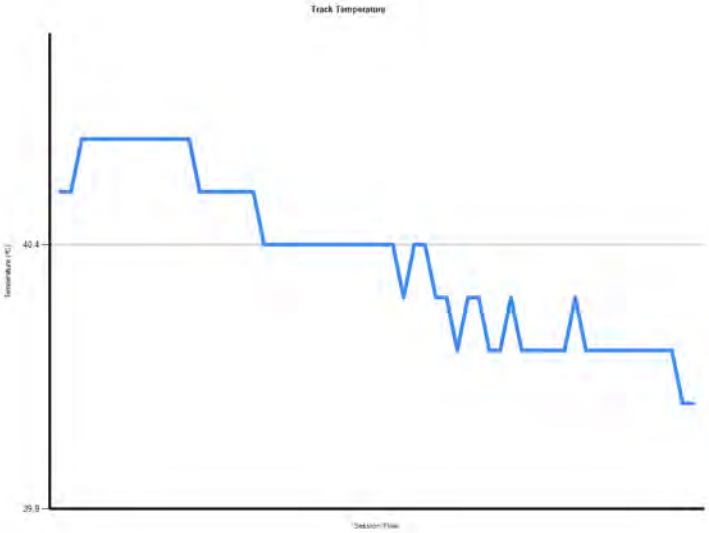

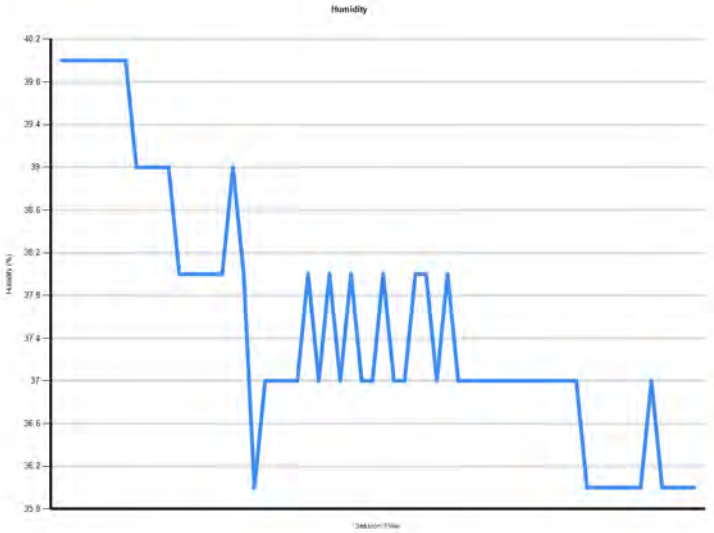

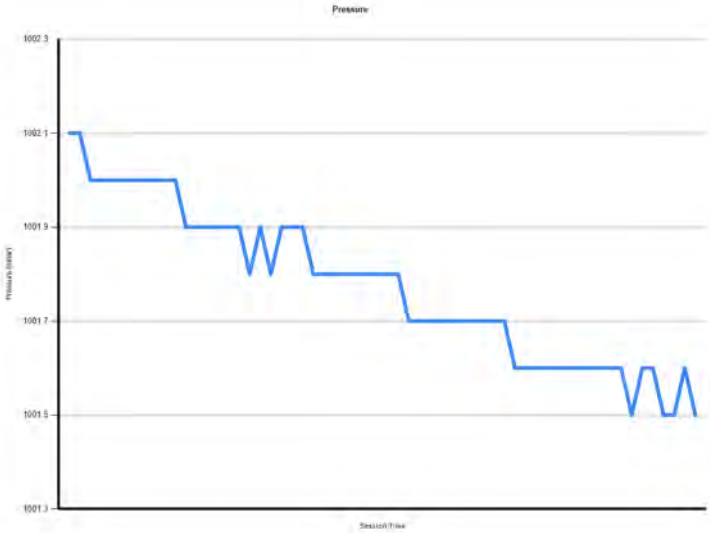

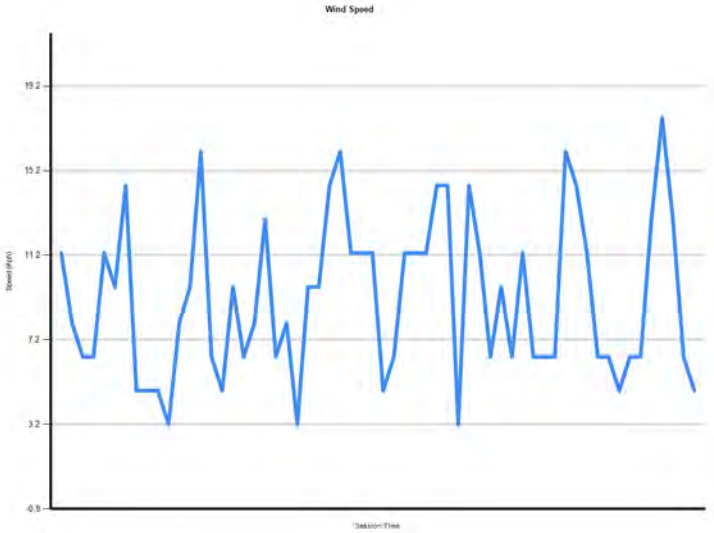

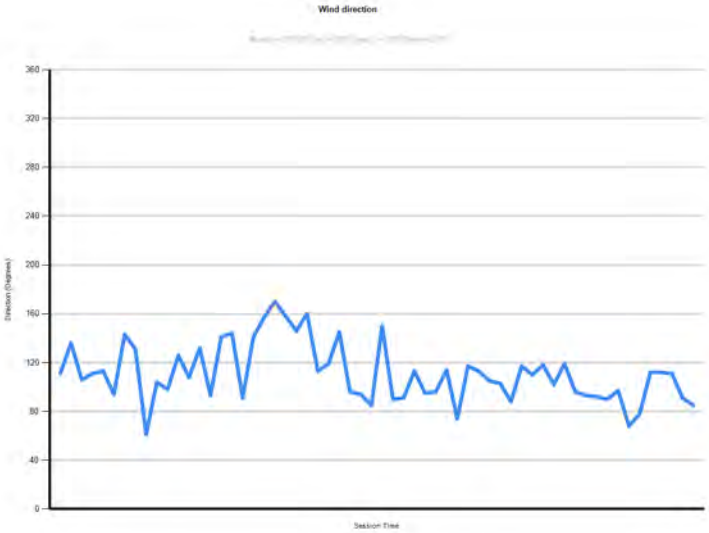

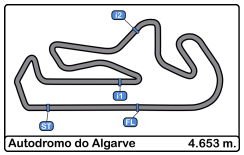

Autodromo Int. do Algarve
International GT Open
Private Test - 1 - 2
Combined Results

Cls	Nº	Entrant/Team	Nat	Driver 1	Nat	Driver 2	Nat	Vehicle	Cat	Cls	Laps	PT1		PT2		Best	Gap	Interval	Km/h
1	65	Team Motopark	DEU	Heiko Neumann	DEU	Lukas Dunner	AUT	Mercedes AMG GT3 EVO	PROAM	1	51	1:41.708	21	**1:41.157**	26	**1:41.157**			165.5
2	1	Eastalent Racing	AUT	Simon Reicher	AUT	Christopher Haase	DEU	Audi R8 LMS GT3 EVO II	PRO	1	50	1:42.488	3	**1:41.445**	19	**1:41.445**	0.288	0.288	165.1
3	11	Team Motopark	DEU	Levente Révész	HUN	Matteo Cairoli	ITA	Mercedes AMG GT3 EVO	PRO	2	44	1:42.372	18	**1:41.462**	19	**1:41.462**	0.305	0.017	165.0
4	30	Car Collection Motorsport	DEU	Hash	USA	Alex Fontana	CHE	Porsche 911 GT3 R (992)	PROAM	2	59	**1:41.513**	8	1:41.707	10	**1:41.513**	0.356	0.051	165.0
5	9	GetSpeed	DEU	Anthony Bartone	USA	Fabian Schiller	DEU	Mercedes AMG GT3 EVO	PRO	3	54	1:41.998	23	**1:41.527**	19	**1:41.527**	0.370	0.014	164.9
6	17	Elite Motorsport with Entire Race Engineering	GBR	Tom Lebbon	GBR	Tom Emson	GBR	Ferrari 296 GT3	PRO	4	54	1:43.159	22	**1:41.572**	24	**1:41.572**	0.415	0.045	164.9
7	20	SPS Automotive Performance	DEU	Valentin Pierburg	DEU	Dominik Baumann	AUT	Mercedes AMG GT3 EVO	PROAM	3	31			**1:41.763**	10	**1:41.763**	0.606	0.191	164.6
8	51	AF Corse	ITA	Carl Bennett	THA	Tommaso Mosca	ITA	Ferrari 296 GT3	PRO	5	57	1:42.824	24	**1:41.765**	12	**1:41.765**	0.608	0.002	164.6
9	82	GetSpeed	DEU	Marcelo Ramírez	MEX	Ralf Aron	EST	Mercedes AMG GT3 EVO	PRO	6	49	1:43.310	4	**1:41.778**	3	**1:41.778**	0.621	0.013	164.5
10	33	Greystone GT	GBR	Dean Macdonald	GBR	James Kell	GBR	McLaren 720S GT3 EVO	PRO	7	52	1:42.626	19	**1:41.782**	6	**1:41.782**	0.625	0.004	164.5
11	54	CBRX by SPS	DEU	Dexter Müller	CHE	Yannick Mettler	CHE	Mercedes AMG GT3 EVO	PROAM	4	29			**1:41.812**	9	**1:41.812**	0.655	0.030	164.5
12	28	BDR Competition / BDR Grupo Prom Racing Team	BEL	Amaury Bonduel	FRA	Luis Michael Dörrbecker	MEX	Mercedes AMG GT3 EVO	PRO	8	48	1:43.789	11	**1:41.825**	16	**1:41.825**	0.668	0.013	164.5
13	13	Team Motopark	DEU	Robert Visoiu	ROU	Niklas Krütten	DEU	Mercedes AMG GT3 EVO	PRO	9	51	1:42.860	4	**1:41.828**	8	**1:41.828**	0.671	0.003	164.5
14	79	Tsunami RT	SMR	Johannes Zelger	ITA	Fabio Babini	ITA	Porsche 911 GT3 R (992)	PROAM	5	43	1:43.519	17	**1:41.885**	22	**1:41.885**	0.728	0.057	164.4
15	4	Optimum Motorsport	GBR	Michael Porter	GBR	Zac Meakin	GBR	McLaren 720S GT3 EVO	PRO	10	43	1:42.922	12	**1:42.002**	15	**1:42.002**	0.845	0.117	164.2
16	6	GetSpeed	DEU	Steve Jans	LUX	Aaron Walker	GBR	Mercedes AMG GT3 EVO	PROAM	6	54	1:43.511	21	**1:42.190**	4	**1:42.190**	1.033	0.188	163.9
17	777	Olimp Racing	POL	Marcin Jedliński	POL	Karol Basz	POL	Ferrari 296 GT3	PROAM	7	51	1:42.609	7	**1:42.291**	23	**1:42.291**	1.134	0.101	163.7
18	75	Team ISR	CZE	Filip Salaquarda	CZE	Libor Milota	CZE	Audi R8 LMS GT3 EVO II	PROAM	8	51	1:42.750	3	**1:42.336**	3	**1:42.336**	1.179	0.045	163.6
19	18	Dinamic GT	ITA	Alexey Nesov	ND	Maksim Kizilov	ND	Porsche 911 GT3 R (992)	PRO	11	50	**1:42.350**	23	1:42.570	3	**1:42.350**	1.193	0.014	163.6
20	63	Oregon Team	ITA	Antoine Doquin	FRA	Artem Petrov	ISR	Lamborghini Huracán GT3 EVO2	PRO	12	58	1:43.687	12	**1:42.352**	7	**1:42.352**	1.195	0.002	163.6
21	55	AF Corse	ITA	Laurent De Meeus	BEL	Vincent Abril	FRA	Ferrari 296 GT3	PROAM	9	50	1:42.644	11	**1:42.614**	24	**1:42.614**	1.457	0.262	163.2
22	21	AF Corse	ITA	Gino Forgione	CHE	Michele Rugolo	ITA	Ferrari 296 GT3	AM	1	52	1:44.007	6	**1:42.784**	19	**1:42.784**	1.627	0.170	162.9
23	188	Garage 59	GBR	Mark Sansom	GBR	Miguel Ramos	PRT	McLaren 720S GT3 EVO	AM	2	56	1:43.588	21	**1:42.836**	12	**1:42.836**	1.679	0.052	162.8
24	5	Olimp Racing	POL	Stanislaw Jedliński	POL	Krystian Korzeniowski	POL	Ferrari 296 GT3	AM	3	45	**1:42.942**	6	1:43.037	19	**1:42.942**	1.785	0.106	162.7
25	26	Sainteloc Racing	FRA	Michael Blanchemain	FRA	Marcus Påverud	NOR	Audi R8 LMS GT3 EVO II	PROAM	10	35	1:45.031	3	**1:42.993**	16	**1:42.993**	1.836	0.051	162.6
26	80	Mertel Motorsport	DEU	Luca Ludwig	DEU	Iván Velasco	ESP	Ferrari 488 GT3 Evo	PROAM	11	48	**1:43.001**	9	1:43.176	3	**1:43.001**	1.844	0.008	162.6
27	10	Iron Lynx	ITA	Brenton Grove	AUS	Stephen Grove	AUS	Mercedes AMG GT3 EVO	PROAM	12	59	1:44.189	8	**1:43.428**	30	**1:43.428**	2.271	0.427	161.9
28	19	Oregon Team	ITA	Robin Rogalski	POL	Filip Ugran	ROU	Lamborghini Huracán GT3 EVO2	PRO	13	58	1:45.448	12	**1:43.471**	9	**1:43.471**	2.314	0.043	161.8
29	86	Team Thor	ISL	Audunn Gudmundsson	ISL	Thorvaldur Gissurarson	ISL	Porsche 911 GT3 R (992)	AM	4	51	1:45.293	21	**1:44.001**	6	**1:44.001**	2.844	0.530	161.0
30	77	BDR Competition / BDR Grupo Prom Racing Team	BEL	Alfredo Hernández	MEX			Mercedes AMG GT3 EVO	AM	5	44	1:51.957	15	**1:46.461**	24	**1:46.461**	5.304	2.460	157.3

Published at:.....

Race Director:

Timekeeper:

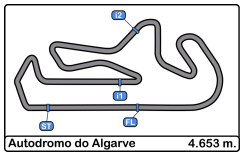

Autodromo do Algarve 4.653 m.

Autodromo Int. do Algarve
International GT Open
Free practice - 1
Provisional Results

Cls	Nº	Entrant/Team	Nat	Driver 1	Nat	Driver 2	Nat	Vehicle	Cat	Cls	Laps	Best	Time	Gap	Interval	Km/h
1	20	SPS Automotive Performance	DEU	Valentin Pierburg	DEU	Dominik Baumann	AUT	Mercedes AMG GT3 EVO	PROAM	1	23	3	1:41.721			164.6
2	9	GetSpeed	DEU	Anthony Bartone	USA	Fabian Schiller	DEU	Mercedes AMG GT3 EVO	PRO	1	25	3	1:41.845	0.124	0.124	164.4
3	65	Team Motopark	DEU	Heiko Neumann	DEU	Lukas Dunner	AUT	Mercedes AMG GT3 EVO	PROAM	2	24	3	1:42.051	0.330	0.206	164.1
4	18	Dinamic GT	ITA	Alexey Nesov	ND	Maksim Kizilov	ND	Porsche 911 GT3 R (992)	PRO	2	20	5	1:42.064	0.343	0.013	164.1
5	11	Team Motopark	DEU	Levente Révész	HUN	Matteo Cairoli	ITA	Mercedes AMG GT3 EVO	PRO	3	17	3	1:42.163	0.442	0.099	163.9
6	13	Team Motopark	DEU	Robert Visoiu	ROU	Niklas Krütten	DEU	Mercedes AMG GT3 EVO	PRO	4	19	2	1:42.267	0.546	0.104	163.7
7	6	GetSpeed	DEU	Steve Jans	LUX	Aaron Walker	GBR	Mercedes AMG GT3 EVO	PROAM	3	24	4	1:42.538	0.817	0.271	163.3
8	31	Car Collection Motorsport	DEU	Hash	USA	Alex Fontana	CHE	Porsche 911 GT3 R (992)	PROAM	4	27	2	1:42.584	0.863	0.046	163.2
9	54	CBRX by SPS	DEU	Dexter Müller	CHE	Yannick Mettler	CHE	Mercedes AMG GT3 EVO	PROAM	5	24	5	1:42.615	0.894	0.031	163.2
10	55	AF Corse	ITA	Laurent De Meeus	BEL	Vincent Abril	FRA	Ferrari 296 GT3	PROAM	6	26	5	1:42.729	1.008	0.114	163.0
11	777	Olimp Racing	POL	Marcin Jedliński	POL	Karol Basz	POL	Ferrari 296 GT3	PROAM	7	20	2	1:42.766	1.045	0.037	162.9
12	79	Tsunami RT	SMR	Johannes Zelger	ITA	Fabio Babini	ITA	Porsche 911 GT3 R (992)	PROAM	8	26	5	1:42.772	1.051	0.006	162.9
13	33	Greystone GT	GBR	Dean Macdonald	GBR	James Kell	GBR	McLaren 720S GT3 EVO	PRO	5	26	8	1:42.867	1.146	0.095	162.8
14	28	BDR Competition / BDR Grupo Prom Racing Team	BEL	Amaury Bonduel	FRA	Luis Michael Dörrbecker	MEX	Mercedes AMG GT3 EVO	PRO	6	25	5	1:42.938	1.217	0.071	162.7
15	4	Optimum Motorsport	GBR	Michael Porter	GBR	Zac Meakin	GBR	McLaren 720S GT3 EVO	PRO	7	23	6	1:42.942	1.221	0.004	162.7
16	63	Oregon Team	ITA	Antoine Doquin	FRA	Artem Petrov	ISR	Lamborghini Huracán GT3 EVO2	PRO	8	25	5	1:43.024	1.303	0.082	162.5
17	51	AF Corse	ITA	Carl Bennett	THA	Tommaso Mosca	ITA	Ferrari 296 GT3	PRO	9	27	26	1:43.071	1.350	0.047	162.5
18	1	Eastalent Racing	AUT	Simon Reicher	AUT	Christopher Haase	DEU	Audi R8 LMS GT3 EVO II	PRO	10	22	2	1:43.072	1.351	0.001	162.5
19	17	Elite Motorsport with Entire Race Engineering	GBR	Tom Lebbon	GBR	Tom Emson	GBR	Ferrari 296 GT3	PRO	11	17	3	1:43.074	1.353	0.002	162.5
20	82	GetSpeed	DEU	Marcelo Ramírez	MEX	Ralf Aron	EST	Mercedes AMG GT3 EVO	PRO	12	27	19	1:43.080	1.359	0.006	162.5
21	5	Olimp Racing	POL	Stanislaw Jedliński	POL	Krystian Korzeniowski	POL	Ferrari 296 GT3	AM	1	22	15	1:43.381	1.660	0.301	162.0
22	10	Iron Lynx	ITA	Brenton Grove	AUS	Stephen Grove	AUS	Mercedes AMG GT3 EVO	PROAM	9	26	4	1:43.412	1.691	0.031	161.9
23	21	AF Corse	ITA	Gino Forgione	CHE	Michele Rugolo	ITA	Ferrari 296 GT3	AM	2	25	7	1:43.441	1.720	0.029	161.9
24	75	Team ISR	CZE	Filip Salaquarda	CZE	Libor Milota	CZE	Audi R8 LMS GT3 EVO II	PROAM	10	20	2	1:43.575	1.854	0.134	161.7
25	19	Oregon Team	ITA	Robin Rogalski	POL	Filip Ugran	ROU	Lamborghini Huracán GT3 EVO2	PRO	13	21	3	1:43.638	1.917	0.063	161.6
26	26	Sainteloc Racing	FRA	Michael Blanchemain	FRA	Marcus Påverud	NOR	Audi R8 LMS GT3 EVO II	PROAM	11	19	4	1:43.769	2.048	0.131	161.4
27	108	Vimana by GetSpeed	DEU	Ameerh Naran	ZWE	Tom Jackson	GBR	Mercedes AMG GT3 EVO	PROAM	12	22	4	1:43.925	2.204	0.156	161.1
28	188	Garage 59	GBR	Mark Sansom	GBR	Miguel Ramos	PRT	McLaren 720S GT3 EVO	AM	3	27	22	1:44.589	2.868	0.664	160.1
29	86	Team Thor	ISL	Audunn Gudmundsson	ISL	Thorvaldur Gissurarson	ISL	Porsche 911 GT3 R (992)	AM	4	22	8	1:44.906	3.185	0.317	159.6
30	80	Mertel Motorsport	DEU	Luca Ludwig	DEU	Iván Velasco	ESP	Ferrari 488 GT3 Evo	PROAM	13	14	10	1:45.999	4.278	1.093	158.0
31	77	BDR Competition / BDR Grupo Prom Racing Team	BEL	Alfredo Hernández	MEX			Mercedes AMG GT3 EVO	AM	5	22	14	1:47.040	5.319	1.041	156.4

Published at:.....

Track Temp: **16.7 °C** Air Temp: **17.1 °C** Humidity: **76 %** Track Status: **DRY**

Race Director: Alessandro Ferrari

Timekeeper: Luis García

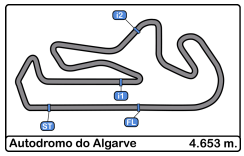

Autodromo Int. do Algarve
International GT Open
Free practice - 1
Track Limit

The Stewards, having received a report from Race Director, have considered the following matter and determine the following:

Session Free practice - 1

Fact The cars below did not use the track at the turns listed bellow

Infringement Breach of Appendix L Chapter IV Article 2 c) of the FIA International Sporting Code and Article 19.4/19.5 of the Sporting Regulations.

Decision Deletion of the lap times shown in accordance with Article 12.4.1.e of the FIA International Sporting Code.

Note
- Certain decisions of the Stewards ar subject to appeal (Article 15 of the FIA International Sporting Code).
- These penalties are not subject to appeal Article.12.3.4 of the FIA International Sporting Code and Article 16.5 of the Sporting Regulations.
- According to Article.12.3.3.b of the FIA International Sporting Code these decisions becomes immediately binding even in case of an appeal.

Ord	Turn	Nº	Driver	Entrant/Team	Time of Day	Lap Time
1	4	21	Forgione - Rugolo	AF Corse	10:51:14.415	1:46.665
2	4	26	Blanchemain - Påverud	Sainteloc Racing	10:51:19.394	1:44.085
3	4	10	Grove - Grove	Iron Lynx	10:51:32.063	1:48.598
4	4	31	Hash - Fontana	Car Collection Motorsport	10:51:37.230	1:50.327
5	4	5	Jedliński - Korzeniowski	Olimp Racing	10:51:41.451	1:58.994
6	1	28	Bonduel - Dörrbecker	BDR Competition / BDR Grupo Prom Racing Team	10:53:00.829	1:43.242
7	1	79	Zelger - Babini	Tsunami RT	10:53:25.084	1:43.973
8	4	4	Porter - Meakin	Optimum Motorsport	10:53:32.166	1:44.512
9	1	5	Jedliński - Korzeniowski	Olimp Racing	10:53:35.880	1:54.429
10	1	86	Gudmundsson - Gissurarson	Team Thor	10:53:42.223	1:57.647
11	1	6	Jans - Walker	GetSpeed	10:54:04.452	1:46.736
12	1	33	Macdonald - Kell	Greystone GT	10:54:06.456	1:43.210
13	4	19	Rogalski - Ugran	Oregon Team	10:54:12.845	1:44.098
14	1	20	Pierburg - Baumann	SPS Automotive Performance	10:54:22.722	1:42.049
15	1	1	Reicher - Haase	Eastalent Racing	10:54:34.613	1:44.534
16	1	21	Forgione - Rugolo	AF Corse	10:54:41.389	1:43.241
17	1	28	Bonduel - Dörrbecker	BDR Competition / BDR Grupo Prom Racing Team	10:54:44.779	1:43.950
18	4	108	Naran - Jackson	Vimana by GetSpeed	10:54:55.979	1:43.638
19	4	10	Grove - Grove	Iron Lynx	10:54:58.503	1:43.028
20	1	31	Hash - Fontana	Car Collection Motorsport	10:55:05.927	1:42.068
21	1	777	Jedliński - Basz	Olimp Racing	10:55:14.129	1:42.772
22	1	4	Porter - Meakin	Optimum Motorsport	10:55:15.049	1:42.883
23	1	80	Ludwig - Velasco	Mertel Motorsport	10:55:54.535	1:44.814
24	4	21	Forgione - Rugolo	AF Corse	10:56:35.829	1:54.440
25	1	108	Naran - Jackson	Vimana by GetSpeed	10:56:39.614	1:43.635
26	1	10	Grove - Grove	Iron Lynx	10:56:50.435	1:51.932
27	1	4	Porter - Meakin	Optimum Motorsport	10:56:58.761	1:43.712
28	1	777	Jedliński - Basz	Olimp Racing	10:57:07.103	1:52.974
29	4	17	Lebbon - Emson	Elite Motorsport with Entire Race Engineering	10:57:21.983	1:49.899
30	4	5	Jedliński - Korzeniowski	Olimp Racing	10:57:25.228	1:55.772
31	1	33	Macdonald - Kell	Greystone GT	10:57:32.703	1:43.194
32	1	80	Ludwig - Velasco	Mertel Motorsport	10:57:38.699	1:44.164
33	1	19	Rogalski - Ugran	Oregon Team	10:57:39.853	1:43.370
34	4	20	Pierburg - Baumann	SPS Automotive Performance	10:57:58.920	1:54.477
35	1	108	Naran - Jackson	Vimana by GetSpeed	10:58:30.763	1:51.149
36	1	31	Hash - Fontana	Car Collection Motorsport	10:58:32.348	1:42.075
37	1	5	Jedliński - Korzeniowski	Olimp Racing	10:59:21.409	1:56.181
38	4	80	Ludwig - Velasco	Mertel Motorsport	10:59:22.624	1:43.925
39	1	19	Rogalski - Ugran	Oregon Team	10:59:23.697	1:43.844

The Stewards:

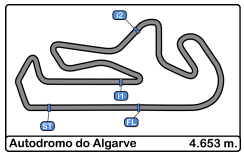

Autodromo Int. do Algarve
International GT Open
Free practice - 1
Track Limit

The Stewards, having received a report from Race Director, have considered the following matter and determine the following:

Session Free practice - 1

Fact The cars below did not use the track at the turns listed bellow

Infringement Breach of Appendix L Chapter IV Article 2 c) of the FIA International Sporting Code and Article 19.4/19.5 of the Sporting Regulations.

Decision Deletion of the lap times shown in accordance with Article 12.4.1.e of the FIA International Sporting Code.

Note
- Certain decisions of the Stewards ar subject to appeal (Article 15 of the FIA International Sporting Code).
- These penalties are not subject to appeal Article.12.3.4 of the FIA International Sporting Code and Article 16.5 of the Sporting Regulations.
- According to Article.12.3.3.b of the FIA International Sporting Code these decisions becomes immediately binding even in case of an appeal.

Ord	Turn	Nº	Driver	Entrant/Team	Time of Day	Lap Time
40	1	188	Sansom - Ramos	Garage 59	10:59:34.871	1:45.334
41	1	31	Hash - Fontana	Car Collection Motorsport	11:00:14.523	1:42.175
42	1	65	Neumann - Dunner	Team Motopark	11:00:22.060	1:42.960
43	1	75	Salaquarda - Milota	Team ISR	11:00:58.209	1:42.652
44	1	13	Visoiu - Krütten	Team Motopark	11:01:12.688	1:44.465
45	4	82	Ramírez - Aron	GetSpeed	11:01:23.520	1:47.681
46	4	77	Alfredo Hernández	BDR Competition / BDR Grupo Prom Racing Team	11:01:34.351	3:14.921
47	4	21	Forgione - Rugolo	AF Corse	11:01:49.183	1:43.477
48	1	65	Neumann - Dunner	Team Motopark	11:02:10.045	1:47.985
49	1	54	Müller - Mettler	CBRX by SPS	11:02:36.948	1:42.484
50	1	75	Salaquarda - Milota	Team ISR	11:02:41.231	1:43.022
51	4	13	Visoiu - Krütten	Team Motopark	11:02:54.892	1:42.204
52	4	82	Ramírez - Aron	GetSpeed	11:03:09.544	1:46.024
53	1	77	Alfredo Hernández	BDR Competition / BDR Grupo Prom Racing Team	11:03:23.643	1:49.292
54	1	51	Bennett - Mosca	AF Corse	11:03:29.605	1:44.044
55	4	5	Jedliński - Korzeniowski	Olimp Racing	11:03:30.262	2:05.594
56	4	26	Blanchemain - Påverud	Sainteloc Racing	11:03:43.781	1:46.104
57	1	6	Jans - Walker	GetSpeed	11:03:54.867	1:44.579
58	1	777	Jedliński - Basz	Olimp Racing	11:04:00.434	1:46.965
59	1	18	Nesov - Kizilov	Dinamic GT	11:04:17.880	1:42.905
60	1	33	Macdonald - Kell	Greystone GT	11:04:27.164	1:44.480
61	1	54	Müller - Mettler	CBRX by SPS	11:04:28.237	1:51.289
62	1	75	Salaquarda - Milota	Team ISR	11:04:36.078	1:54.847
63	1	1	Reicher - Haase	Eastalent Racing	11:04:42.575	1:43.020
64	4	13	Visoiu - Krütten	Team Motopark	11:04:45.201	1:50.309
65	1	82	Ramírez - Aron	GetSpeed	11:04:54.244	1:44.700
66	4	77	Alfredo Hernández	BDR Competition / BDR Grupo Prom Racing Team	11:05:11.655	1:48.012
67	1	51	Bennett - Mosca	AF Corse	11:05:14.283	1:44.678
68	1	4	Porter - Meakin	Optimum Motorsport	11:05:18.859	1:50.438
69	4	6	Jans - Walker	GetSpeed	11:05:38.037	1:43.170
70	1	108	Naran - Jackson	Vimana by GetSpeed	11:05:50.358	1:44.057
71	1	777	Jedliński - Basz	Olimp Racing	11:05:50.529	1:50.095
72	1	77	Alfredo Hernández	BDR Competition / BDR Grupo Prom Racing Team	11:06:59.977	1:48.322
73	1	55	De Meeus - Abril	AF Corse	11:07:12.242	1:47.476
74	4	6	Jans - Walker	GetSpeed	11:07:21.207	1:43.170
75	1	108	Naran - Jackson	Vimana by GetSpeed	11:07:33.970	1:43.612
76	1	82	Ramírez - Aron	GetSpeed	11:08:23.391	1:43.979
77	1	65	Neumann - Dunner	Team Motopark	11:08:26.289	1:48.041
78	1	79	Zelger - Babini	Tsunami RT	11:08:40.844	1:47.527

The Stewards:

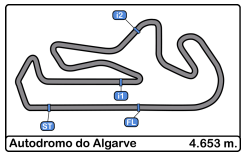

Autodromo Int. do Algarve
International GT Open
Free practice - 1
Track Limit

The Stewards, having received a report from Race Director, have considered the following matter and determine the following:

Session Free practice - 1

Fact The cars below did not use the track at the turns listed bellow

Infringement Breach of Appendix L Chapter IV Article 2 c) of the FIA International Sporting Code and Article 19.4/19.5 of the Sporting Regulations.

Decision Deletion of the lap times shown in accordance with Article 12.4.1.e of the FIA International Sporting Code.

Note
- Certain decisions of the Stewards ar subject to appeal (Article 15 of the FIA International Sporting Code).
- These penalties are not subject to appeal Article.12.3.4 of the FIA International Sporting Code and Article 16.5 of the Sporting Regulations.
- According to Article.12.3.3.b of the FIA International Sporting Code these decisions becomes immediately binding even in case of an appeal.

Ord	Turn	Nº	Driver	Entrant/Team	Time of Day	Lap Time
79	1	6	Jans - Walker	GetSpeed	11:09:04.278	1:43.071
80	1	11	Révész - Cairoli	Team Motopark	11:09:24.502	1:43.424
81	1	108	Naran - Jackson	Vimana by GetSpeed	11:09:26.151	1:52.181
82	1	18	Nesov - Kizilov	Dinamic GT	11:09:27.377	1:43.138
83	4	5	Jedliński - Korzeniowski	Olimp Racing	11:09:30.462	1:45.052
84	4	33	Macdonald - Kell	Greystone GT	11:09:55.451	3:38.881
85	1	82	Ramírez - Aron	GetSpeed	11:10:07.670	1:44.279
86	1	17	Lebbon - Emson	Elite Motorsport with Entire Race Engineering	11:10:28.216	1:44.597
87	4	55	De Meeus - Abril	AF Corse	11:10:45.164	1:46.413
88	4	86	Gudmundsson - Gissurarson	Team Thor	11:10:46.135	1:51.243
89	1	28	Bonduel - Dörrbecker	BDR Competition / BDR Grupo Prom Racing Team	11:10:51.734	1:43.741
90	1	31	Hash - Fontana	Car Collection Motorsport	11:11:10.491	1:52.036
91	1	108	Naran - Jackson	Vimana by GetSpeed	11:11:10.614	1:44.463
92	1	18	Nesov - Kizilov	Dinamic GT	11:11:16.099	1:48.722
93	1	19	Rogalski - Ugran	Oregon Team	11:11:19.851	1:46.190
94	1	75	Salaquarda - Milota	Team ISR	11:12:25.923	1:44.917
95	4	54	Müller - Mettler	CBRX by SPS	11:12:33.314	1:43.106
96	4	63	Doquin - Petrov	Oregon Team	11:14:25.540	1:43.924
97	4	26	Blanchemain - Påverud	Sainteloc Racing	11:14:32.357	7:08.697
98	4	1	Reicher - Haase	Eastalent Racing	11:14:43.987	1:52.741
99	4	80	Ludwig - Velasco	Mertel Motorsport	11:15:44.960	14:31.814
100	4	777	Jedliński - Basz	Olimp Racing	11:15:55.466	1:45.998
101	4	13	Visoiu - Krütten	Team Motopark	11:30:26.842	4:29.771
102	4	108	Naran - Jackson	Vimana by GetSpeed	11:30:34.168	1:44.521
103	4	777	Jedliński - Basz	Olimp Racing	11:30:48.682	1:45.493
104	1	54	Müller - Mettler	CBRX by SPS	11:32:02.807	1:45.512
105	1	9	Bartone - Schiller	GetSpeed	11:32:06.567	1:43.089
106	4	108	Naran - Jackson	Vimana by GetSpeed	11:32:18.605	1:44.437
107	1	63	Doquin - Petrov	Oregon Team	11:33:06.300	1:44.016
108	1	33	Macdonald - Kell	Greystone GT	11:33:08.514	1:43.199
109	1	51	Bennett - Mosca	AF Corse	11:33:18.146	1:43.258
110	4	86	Gudmundsson - Gissurarson	Team Thor	11:33:29.815	1:48.011
111	4	13	Visoiu - Krütten	Team Motopark	11:33:54.514	1:43.638
112	1	9	Bartone - Schiller	GetSpeed	11:33:55.200	1:48.633
113	4	108	Naran - Jackson	Vimana by GetSpeed	11:34:04.231	1:45.626
114	4	6	Jans - Walker	GetSpeed	11:34:36.354	3:31.074
115	4	28	Bonduel - Dörrbecker	BDR Competition / BDR Grupo Prom Racing Team	11:34:43.854	3:32.996
116	1	33	Macdonald - Kell	Greystone GT	11:34:54.934	1:46.420
117	4	82	Ramírez - Aron	GetSpeed	11:34:57.724	1:53.606

The Stewards:

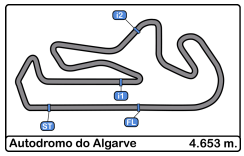

Autodromo Int. do Algarve
International GT Open
Free practice - 1
Track Limit

The Stewards, having received a report from Race Director, have considered the following matter and determine the following:

Session Free practice - 1

Fact The cars below did not use the track at the turns listed bellow

Infringement Breach of Appendix L Chapter IV Article 2 c) of the FIA International Sporting Code and Article 19.4/19.5 of the Sporting Regulations.

Decision Deletion of the lap times shown in accordance with Article 12.4.1.e of the FIA International Sporting Code.

Note
- Certain decisions of the Stewards ar subject to appeal (Article 15 of the FIA International Sporting Code).
- These penalties are not subject to appeal Article.12.3.4 of the FIA International Sporting Code and Article 16.5 of the Sporting Regulations.
- According to Article.12.3.3.b of the FIA International Sporting Code these decisions becomes immediately binding even in case of an appeal.

Ord	Turn	Nº	Driver	Entrant/Team	Time of Day	Lap Time
118	1	11	Révész - Cairoli	Team Motopark	11:35:23.980	2:03.585
119	1	77	Alfredo Hernández	BDR Competition / BDR Grupo Prom Racing Team	11:35:28.400	1:49.878
120	4	54	Müller - Mettler	CBRX by SPS	11:35:41.454	1:53.521
121	4	13	Visoiu - Krütten	Team Motopark	11:35:46.692	1:52.178
122	1	5	Jedliński - Korzeniowski	Olimp Racing	11:35:56.225	1:50.785
123	4	63	Doquin - Petrov	Oregon Team	11:36:36.771	1:44.354
124	4	10	Grove - Grove	Iron Lynx	11:36:39.109	1:49.593
125	4	33	Macdonald - Kell	Greystone GT	11:36:45.399	1:50.465
126	1	77	Alfredo Hernández	BDR Competition / BDR Grupo Prom Racing Team	11:37:18.513	1:50.113
127	4	75	Salaquarda - Milota	Team ISR	11:38:41.666	1:47.074
128	4	77	Alfredo Hernández	BDR Competition / BDR Grupo Prom Racing Team	11:39:06.759	1:48.246
129	4	54	Müller - Mettler	CBRX by SPS	11:39:47.540	4:06.086
130	4	77	Alfredo Hernández	BDR Competition / BDR Grupo Prom Racing Team	11:40:54.527	1:47.768

The Stewards:

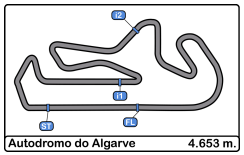

Autodromo Int. do Algarve
International GT Open
Free practice - 1
Provisional Results by Category

PROAM

Cls	Nº	Entrant/Team	Nat	Driver 1	Nat	Driver 2	Nat	Vehicle	Cat	Cls	Laps	Best	Time	Gap	Interval	Km/h
1	20	SPS Automotive Performance	DEU	Valentin Pierburg	DEU	Dominik Baumann	AUT	Mercedes AMG GT3 EVO	PROAM	1	23	3	1:41.721			164.6
2	65	Team Motopark	DEU	Heiko Neumann	DEU	Lukas Dunner	AUT	Mercedes AMG GT3 EVO	PROAM	2	24	3	1:42.051	0.330	0.330	164.1
3	6	GetSpeed	DEU	Steve Jans	LUX	Aaron Walker	GBR	Mercedes AMG GT3 EVO	PROAM	3	24	4	1:42.538	0.817	0.487	163.3
4	31	Car Collection Motorsport	DEU	Hash	USA	Alex Fontana	CHE	Porsche 911 GT3 R (992)	PROAM	4	27	2	1:42.584	0.863	0.046	163.2
5	54	CBRX by SPS	DEU	Dexter Müller	CHE	Yannick Mettler	CHE	Mercedes AMG GT3 EVO	PROAM	5	24	5	1:42.615	0.894	0.031	163.2
6	55	AF Corse	ITA	Laurent De Meeus	BEL	Vincent Abril	FRA	Ferrari 296 GT3	PROAM	6	26	5	1:42.729	1.008	0.114	163.0
7	777	Olimp Racing	POL	Marcin Jedliński	POL	Karol Basz	POL	Ferrari 296 GT3	PROAM	7	20	2	1:42.766	1.045	0.037	162.9
8	79	Tsunami RT	SMR	Johannes Zelger	ITA	Fabio Babini	ITA	Porsche 911 GT3 R (992)	PROAM	8	26	5	1:42.772	1.051	0.006	162.9
9	10	Iron Lynx	ITA	Brenton Grove	AUS	Stephen Grove	AUS	Mercedes AMG GT3 EVO	PROAM	9	26	4	1:43.412	1.691	0.640	161.9
10	75	Team ISR	CZE	Filip Salaquarda	CZE	Libor Milota	CZE	Audi R8 LMS GT3 EVO II	PROAM	10	20	2	1:43.575	1.854	0.163	161.7
11	26	Sainteloc Racing	FRA	Michael Blanchemain	FRA	Marcus Påverud	NOR	Audi R8 LMS GT3 EVO II	PROAM	11	19	4	1:43.769	2.048	0.194	161.4
12	108	Vimana by GetSpeed	DEU	Ameerh Naran	ZWE	Tom Jackson	GBR	Mercedes AMG GT3 EVO	PROAM	12	22	4	1:43.925	2.204	0.156	161.1
13	80	Mertel Motorsport	DEU	Luca Ludwig	DEU	Iván Velasco	ESP	Ferrari 488 GT3 Evo	PROAM	13	14	10	1:45.999	4.278	2.074	158.0

PRO

Cls	Nº	Entrant/Team	Nat	Driver 1	Nat	Driver 2	Nat	Vehicle	Cat	Cls	Laps	Best	Time	Gap	Interval	Km/h
1	9	GetSpeed	DEU	Anthony Bartone	USA	Fabian Schiller	DEU	Mercedes AMG GT3 EVO	PRO	1	25	3	1:41.845			164.4
2	18	Dinamic GT	ITA	Alexey Nesov	ND	Maksim Kizilov	ND	Porsche 911 GT3 R (992)	PRO	2	20	5	1:42.064	0.219	0.219	164.1
3	11	Team Motopark	DEU	Levente Révész	HUN	Matteo Cairoli	ITA	Mercedes AMG GT3 EVO	PRO	3	17	3	1:42.163	0.318	0.099	163.9
4	13	Team Motopark	DEU	Robert Visoiu	ROU	Niklas Krütten	DEU	Mercedes AMG GT3 EVO	PRO	4	19	2	1:42.267	0.422	0.104	163.7
5	33	Greystone GT	GBR	Dean Macdonald	GBR	James Kell	GBR	McLaren 720S GT3 EVO	PRO	5	26	8	1:42.867	1.022	0.600	162.8
6	28	BDR Competition / BDR Grupo Prom Racing Team	BEL	Amaury Bonduel	FRA	Luis Michael Dörrbecker	MEX	Mercedes AMG GT3 EVO	PRO	6	25	5	1:42.938	1.093	0.071	162.7
7	4	Optimum Motorsport	GBR	Michael Porter	GBR	Zac Meakin	GBR	McLaren 720S GT3 EVO	PRO	7	23	6	1:42.942	1.097	0.004	162.7
8	63	Oregon Team	ITA	Antoine Doquin	FRA	Artem Petrov	ISR	Lamborghini Huracán GT3 EVO2	PRO	8	25	5	1:43.024	1.179	0.082	162.5
9	51	AF Corse	ITA	Carl Bennett	THA	Tommaso Mosca	ITA	Ferrari 296 GT3	PRO	9	27	26	1:43.071	1.226	0.047	162.5
10	1	Eastalent Racing	AUT	Simon Reicher	AUT	Christopher Haase	DEU	Audi R8 LMS GT3 EVO II	PRO	10	22	2	1:43.072	1.227	0.001	162.5
11	17	Elite Motorsport with Entire Race Engineering	GBR	Tom Lebbon	GBR	Tom Emson	GBR	Ferrari 296 GT3	PRO	11	17	3	1:43.074	1.229	0.002	162.5
12	82	GetSpeed	DEU	Marcelo Ramírez	MEX	Ralf Aron	EST	Mercedes AMG GT3 EVO	PRO	12	27	19	1:43.080	1.235	0.006	162.5
13	19	Oregon Team	ITA	Robin Rogalski	POL	Filip Ugran	ROU	Lamborghini Huracán GT3 EVO2	PRO	13	21	3	1:43.638	1.793	0.558	161.6

AM

Cls	Nº	Entrant/Team	Nat	Driver 1	Nat	Driver 2	Nat	Vehicle	Cat	Cls	Laps	Best	Time	Gap	Interval	Km/h
1	5	Olimp Racing	POL	Stanislaw Jedliński	POL	Krystian Korzeniowski	POL	Ferrari 296 GT3	AM	1	22	15	1:43.381			162.0

Published at:.....

Track Temp: **16.7 °C** Air Temp: **17.1 °C** Humidity: **76 %** Track Status: **DRY**

Race Director: Alessandro Ferrari

Timekeeper: Luis García

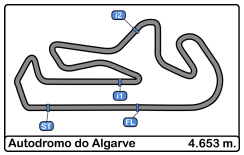

Autodromo Int. do Algarve

International GT Open

Free practice - 1

Provisional Results by Category

AM

Cls	Nº	Entrant/Team	Nat	Driver 1	Nat	Driver 2	Nat	Vehicle	Cat	Cls	Laps	Best	Time	Gap	Interval	Km/h
2	**21**	AF Corse	ITA	Gino Forgione	CHE	Michele Rugolo	ITA	Ferrari 296 GT3	AM	2	25	**7**	**1:43.441**	0.060	0.060	161.9
3	**188**	Garage 59	GBR	Mark Sansom	GBR	Miguel Ramos	PRT	McLaren 720S GT3 EVO	AM	3	27	**22**	**1:44.589**	1.208	1.148	160.1
4	**86**	Team Thor	ISL	Audunn Gudmundsson	ISL	Thorvaldur Gissurarson	ISL	Porsche 911 GT3 R (992)	AM	4	22	**8**	**1:44.906**	1.525	0.317	159.6
5	**77**	BDR Competition / BDR Grupo Prom Racing Team	BEL	Alfredo Hernández	MEX			Mercedes AMG GT3 EVO	AM	5	22	**14**	**1:47.040**	3.659	2.134	156.4

Published at:.....

Track Temp: **16.7 °C** Air Temp: **17.1 °C** Humidity: **76 %** Track Status: **DRY**

Race Director: Alessandro Ferrari

Timekeeper: Luis García

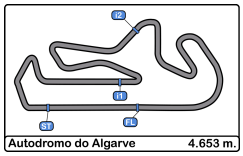

Autodromo Int. do Algarve
International GT Open
Free practice - 1
Lap Analysis

1 — Simon Reicher — Audi R8 LMS GT3 EVO II
PRO — Christopher Haase — Eastalent Racing

Lap	D	Time	Sector 1	Sector 2	Sector 3	T. Spd	Elapsed
1		10:51:07.007	10:49:51.898	35.582	39.527		10:51:07.007
2		1:43.072	32.502	32.390	38.180	250.5	10:52:50.079
3		~~1:44.534~~	32.961	32.807	38.766	255.3	10:54:34.613
4		1:43.322	32.624	32.534	38.164	252.3	10:56:17.935
5		1:49.690	32.592	32.473	44.625	252.9	10:58:07.625
6		3:08.767	1:51.048	34.880	42.839		11:01:16.392
7		1:43.163	32.456	32.281	38.426	251.7	11:02:59.555
8		~~1:43.020~~	32.271	32.362	38.387	254.1	11:04:42.575
9		1:49.220	32.673	32.664	43.883	253.5	11:06:31.795
10		6:19.451	5:02.738	32.800	43.913		11:12:51.246
11		~~1:52.741~~	32.571	32.313	47.857	252.3	11:14:43.987
12		1:49.091	32.450	32.646	43.995	251.7	11:16:33.078
13		4:40.876	3:21.837	32.561	46.478		11:21:13.954
14		1:43.413	32.388	32.590	38.435	251.1	11:22:57.367
15		1:44.717	32.937	32.534	39.246	254.1	11:24:42.084
16		1:48.630	32.614	32.534	43.482	252.9	11:26:30.714
17		3:01.548	1:47.493	33.431	40.624		11:29:32.262
18		1:44.784	33.047	32.912	38.825	251.1	11:31:17.046
19		1:56.831	32.824	32.786	51.221	251.1	11:33:13.877
20		1:49.581	32.889	32.813	43.879	249.4	11:35:03.458
21		4:27.376	3:13.602	33.042	40.732		11:39:30.834
22		2:09.751	32.865	32.791	1:04.095	250.5	11:41:40.585

5 — Stanislaw Jedliński — Ferrari 296 GT3
AM — Krystian Korzeniowski — Olimp Racing

Lap	D	Time	Sector 1	Sector 2	Sector 3	T. Spd	Elapsed
1		10:49:42.457	10:48:24.993	36.057	41.407		10:49:42.457
2		~~1:58.994~~	35.534	39.012	44.448	242.6	10:51:41.451
3		~~1:54.429~~	34.781	35.304	44.344	246.5	10:53:35.880
4		1:53.576	34.825	35.554	43.197	249.4	10:55:29.456
5		~~1:55.772~~	35.167	36.072	44.533	244.8	10:57:25.228
6		~~1:56.181~~	35.601	36.640	43.940	233.7	10:59:21.409
7		2:03.259	36.921	37.846	48.492	241.0	11:01:24.668
8		~~2:05.594~~	35.849	36.246	53.499	238.9	11:03:30.262
9		4:15.148	3:00.963	35.696	38.489		11:07:45.410
10		~~1:45.052~~	32.761	32.614	39.677	255.9	11:09:30.462
11		1:43.912	32.862	32.752	38.298	256.5	11:11:14.374
12		1:51.065	32.859	32.891	45.315	254.7	11:13:05.439
13		6:37.394	5:20.485	33.101	43.808		11:19:42.833
14		1:45.576	32.924	32.874	39.778	253.5	11:21:28.409
15		1:43.381	32.351	32.825	38.205	258.3	11:23:11.790
16		1:43.695	32.497	32.968	38.230	256.5	11:24:55.485
17		1:44.208	32.673	32.813	38.722	255.9	11:26:39.693
18		1:49.598	32.704	32.849	44.045	254.7	11:28:29.291
19		3:52.212	2:39.084	32.852	40.276		11:32:21.503
20		1:43.937	32.813	32.821	38.303	254.1	11:34:05.440
21		~~1:50.785~~	32.789	33.334	44.662	255.9	11:35:56.225
22		6:29.005	4:36.027	35.829	1:17.149		11:42:25.230

4 — Michael Porter — McLaren 720S GT3 EVO
PRO — Zac Meakin — Optimum Motorsport

Lap	D	Time	Sector 1	Sector 2	Sector 3	T. Spd	Elapsed
1		10:50:04.440	10:48:50.895	34.947	38.598		10:50:04.440
2		1:43.214	32.382	32.552	38.280	251.1	10:51:47.654
3		~~1:44.512~~	32.770	32.500	39.242	252.3	10:53:32.166
4		~~1:42.883~~	32.316	32.277	38.290	252.9	10:55:15.049
5		~~1:43.712~~	32.444	32.664	38.604	253.5	10:56:58.761
6		1:42.942	32.335	32.477	38.130	252.3	10:58:41.703
7		1:48.016	32.195	32.533	43.288	253.5	11:00:29.719
8		2:58.702	1:47.086	32.994	38.622		11:03:28.421
9		~~1:50.438~~	33.860	36.064	40.514	252.3	11:05:18.859
10		1:43.914	32.793	32.780	38.341	254.1	11:07:02.773
11		1:44.624	32.807	32.786	39.031	255.3	11:08:47.397
12		1:43.085	32.297	32.572	38.216	254.1	11:10:30.482
13		1:50.059	33.478	32.788	43.793	255.3	11:12:20.541
14		4:14.313	2:57.544	33.908	42.861		11:16:34.854
15		1:43.973	32.823	32.742	38.408	250.5	11:18:18.827
16		1:43.814	32.446	32.551	38.817	253.5	11:20:02.641
17		1:44.120	32.943	32.737	38.440	257.1	11:21:46.761
18		1:42.989	32.206	32.578	38.205	252.3	11:23:29.750
19		1:48.696	32.581	32.670	43.445	254.1	11:25:18.446
20		12:08.481	10:47.192	37.053	44.236		11:37:26.927
21		1:44.397	32.888	33.008	38.501	251.7	11:39:11.324
22		1:43.875	32.569	32.991	38.315	254.1	11:40:55.199
23		3:19.966	1:02.780	1:00.904	1:16.282	104.7	11:44:15.165

6 — Steve Jans — Mercedes AMG GT3 EVO
PROAM — Aaron Walker — GetSpeed

Lap	D	Time	Sector 1	Sector 2	Sector 3	T. Spd	Elapsed
1		10:50:35.041	10:49:24.087	32.759	38.195		10:50:35.041
2		1:42.675	32.581	32.349	37.745	251.1	10:52:17.716
3		~~1:46.736~~	32.137	32.309	42.290	252.9	10:54:04.452
4		1:42.538	32.134	32.481	37.923	253.5	10:55:46.990
5		1:50.090	32.333	32.275	45.482	255.9	10:57:37.080
6		4:33.208	3:20.979	33.173	39.056		11:02:10.288
7		~~1:44.579~~	32.991	33.034	38.554	251.7	11:03:54.867
8		~~1:43.170~~	32.608	32.249	38.313	252.3	11:05:38.037
9		1:43.170	32.335	32.612	38.223	253.5	11:07:21.207
10		~~1:43.071~~	32.389	32.640	38.042	253.5	11:09:04.278
11		1:50.847	32.812	33.264	44.771	254.1	11:10:55.125
12		7:50.125	6:38.135	33.164	38.826		11:18:45.250
13		1:44.741	32.918	32.973	38.850	252.9	11:20:29.991
14		1:44.823	32.818	33.364	38.641	253.5	11:22:14.814
15		1:44.915	32.679	33.372	38.864	254.1	11:23:59.729
16		1:44.478	32.969	32.677	38.832	255.9	11:25:44.207
17		1:44.276	32.643	32.782	38.851	252.3	11:27:28.483
18		1:45.113	33.416	33.021	38.676	251.1	11:29:13.596
19		1:51.684	34.160	33.068	44.456	251.7	11:31:05.280
20		~~3:31.074~~	2:18.785	33.211	39.078		11:34:36.354
21		1:44.069	32.675	32.868	38.526	251.7	11:36:20.423
22		1:44.507	32.686	33.145	38.676	253.5	11:38:04.930
23		1:43.928	32.616	32.822	38.490	251.1	11:39:48.858
24		2:21.547	32.531	33.219	1:15.797	254.7	11:42:10.405

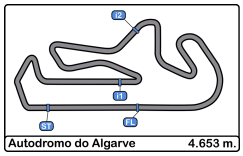

Autodromo Int. do Algarve
International GT Open
Free practice - 1
Lap Analysis

9 — Anthony Bartone — Mercedes AMG GT3 EVO
PRO — Fabian Schiller — GetSpeed

Lap	D	Time	Sector 1	Sector 2	Sector 3	T. Spd	Elapsed
1		10:51:57.329	10:50:24.269	48.342	44.718		10:51:57.329
2		1:42.017	32.237	32.127	37.653	254.1	10:53:39.346
3		1:41.845	31.993	32.011	37.841	255.3	10:55:21.191
4	P	1:47.947	31.924	32.060	43.963	255.9	10:57:09.138
5		2:59.593	1:47.936	32.983	38.674		11:00:08.731
6		1:44.546	33.238	33.043	38.265	252.9	11:01:53.277
7		1:43.681	32.557	32.731	38.393	253.5	11:03:36.958
8		1:44.037	32.361	32.742	38.934	253.5	11:05:20.995
9		1:43.453	32.363	32.708	38.382	256.5	11:07:04.448
10		1:44.270	32.440	32.656	39.174	257.7	11:08:48.718
11	P	1:53.154	33.423	33.813	45.918	254.7	11:10:41.872
12		6:06.380	4:55.193	32.834	38.353		11:16:48.252
13		1:42.711	32.172	32.444	38.095	252.9	11:18:30.963
14		1:43.029	32.211	32.651	38.167	254.1	11:20:13.992
15		1:43.559	32.565	32.712	38.282	256.5	11:21:57.551
16	P	1:49.581	32.068	32.679	44.834	255.9	11:23:47.132
17		3:10.254	1:58.947	32.607	38.700		11:26:57.386
18		1:43.095	32.325	32.639	38.131	253.5	11:28:40.481
19		1:42.997	32.270	32.457	38.270	253.5	11:30:23.478
20		~~1:43.089~~	32.136	32.551	38.402	254.7	11:32:06.567
21	P	~~1:48.633~~	32.335	32.465	43.833	254.7	11:33:55.200
22		3:29.875	2:16.333	33.714	39.828		11:37:25.075
23		1:44.298	32.729	32.934	38.635	250.5	11:39:09.373
24		1:45.611	32.657	33.437	39.517	254.1	11:40:54.984
25	P	3:15.451	56.235	1:01.733	1:17.483	177.9	11:44:10.435

10 — Brenton Grove — Mercedes AMG GT3 EVO
PROAM — Stephen Grove — Iron Lynx

Lap	D	Time	Sector 1	Sector 2	Sector 3	T. Spd	Elapsed
1		10:47:59.860	10:46:42.513	33.863	43.484		10:47:59.860
2		1:43.605	32.528	32.736	38.341	247.7	10:49:43.465
3		~~1:48.598~~	33.076	32.648	42.874	252.3	10:51:32.063
4		1:43.412	32.563	32.085	38.764	250.0	10:53:15.475
5		~~1:43.028~~	32.255	32.342	38.431	252.3	10:54:58.503
6	P	~~1:51.932~~	32.524	32.345	47.063	251.7	10:56:50.435
7		4:30.201	3:12.603	34.676	42.922		11:01:20.636
8		1:53.549	36.896	35.417	41.236	244.3	11:03:14.185
9		1:47.063	33.661	33.828	39.574	246.5	11:05:01.248
10		1:46.947	33.178	33.370	40.399	250.5	11:06:48.195
11		1:46.132	33.008	33.345	39.779	248.8	11:08:34.327
12	P	1:52.019	33.057	33.378	45.584	249.4	11:10:26.346
13		3:55.772	2:42.592	33.808	39.372		11:14:22.118
14		1:45.786	33.110	33.441	39.235	248.8	11:16:07.904
15		1:46.828	32.923	33.339	40.566	249.4	11:17:54.732
16	P	1:53.572	34.453	33.617	45.502	243.7	11:19:48.304
17		3:11.470	1:57.454	33.968	40.048		11:22:59.774
18	P	1:49.429	32.361	32.664	44.404	250.5	11:24:49.203
19		3:01.856	1:49.752	32.863	39.241		11:27:51.059
20		1:44.557	32.677	32.938	38.942	247.7	11:29:35.616
21		1:44.531	32.656	32.990	38.885	248.8	11:31:20.147
22		1:44.157	32.561	32.611	38.985	251.1	11:33:04.304
23		1:45.212	33.324	32.915	38.973	248.8	11:34:49.516
24	P	~~1:49.593~~	32.390	33.150	44.053	250.0	11:36:39.109
25		3:02.345	1:48.186	33.698	40.461		11:39:41.454
26	P	2:22.509	33.203	35.037	1:14.269	248.2	11:42:03.963

11 — Levente Révész — Mercedes AMG GT3 EVO
PRO — Matteo Cairoli — Team Motopark

Lap	D	Time	Sector 1	Sector 2	Sector 3	T. Spd	Elapsed
1		10:56:46.509	10:55:32.515	34.162	39.832		10:56:46.509
2		1:42.397	32.437	32.220	37.740	254.7	10:58:28.906
3		1:42.163	32.066	32.146	37.951	255.3	11:00:11.069
4		1:44.917	31.984	32.212	40.721	256.5	11:01:55.986
5	P	1:48.160	32.049	32.266	43.845	256.5	11:03:44.146
6		3:56.932	2:43.828	33.683	39.421		11:07:41.078
7		~~1:43.424~~	32.676	32.716	38.032	253.5	11:09:24.502
8		1:43.919	32.647	32.831	38.441	254.1	11:11:08.421
9		1:44.307	32.591	32.833	38.883	253.5	11:12:52.728
10		1:43.402	32.399	32.691	38.312	254.7	11:14:36.130
11	P	1:50.628	32.890	33.430	44.308	254.1	11:16:26.758
12		13:13.138	11:40.696	46.332	46.110		11:29:39.896
13		1:50.967	35.626	34.847	40.494	242.6	11:31:30.863
14		1:49.532	34.371	33.718	41.443	248.8	11:33:20.395
15		~~2:03.585~~	39.702	42.426	41.457	204.5	11:35:23.980
16	P	1:54.844	33.252	33.759	47.833	250.5	11:37:18.824
17	P	3:54.814	2:37.911	33.079	43.824		11:41:13.638

13 — Robert Visoiu — Mercedes AMG GT3 EVO
PRO — Niklas Krütten — Team Motopark

Lap	D	Time	Sector 1	Sector 2	Sector 3	T. Spd	Elapsed
1		10:57:45.956	10:56:34.088	33.274	38.594		10:57:45.956
2		1:42.267	32.242	32.403	37.622	253.5	10:59:28.223
3		~~1:44.465~~	32.473	33.913	38.079	254.1	11:01:12.688
4		~~1:42.204~~	32.154	32.179	37.871	252.9	11:02:54.892
5	P	~~1:50.309~~	32.475	33.238	44.596	254.7	11:04:45.201
6		7:11.184	5:57.079	33.786	40.319		11:11:56.385
7		1:45.074	33.206	33.045	38.823	250.5	11:13:41.459
8		1:44.325	32.760	32.785	38.780	252.3	11:15:25.784
9		1:45.479	33.682	33.054	38.743	253.5	11:17:11.263
10		1:43.624	32.415	32.774	38.435	252.9	11:18:54.887
11		1:44.118	32.641	32.897	38.580	254.1	11:20:39.005
12		1:44.315	32.512	32.701	39.102	253.5	11:22:23.320
13		1:44.582	32.548	33.010	39.024	254.7	11:24:07.902
14	P	1:49.169	32.616	32.935	43.618	257.7	11:25:57.071
15		~~4:29.771~~	3:18.446	32.825	38.500		11:30:26.842
16		1:44.034	32.727	32.736	38.571	252.3	11:32:10.876
17		~~1:43.638~~	32.467	32.848	38.323	254.1	11:33:54.514
18	P	~~1:52.178~~	32.620	32.864	46.694	254.7	11:35:46.692
19	P	7:18.774	5:11.392	50.792	1:16.590		11:43:05.466

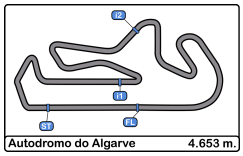

Autodromo Int. do Algarve
International GT Open
Free practice - 1
Lap Analysis

17 — Tom Lebbon — Ferrari 296 GT3
PRO — Tom Emson — Elite Motorsport

Lap	D	Time	Sector 1	Sector 2	Sector 3	T. Spd	Elapsed
1		10:52:05.130	10:50:50.951	34.822	39.357		10:52:05.130
2		1:43.880	32.724	33.044	38.112	251.1	10:53:49.010
3		1:43.074	32.377	32.670	38.027	253.5	10:55:32.084
4		~~1:49.899~~	P 32.838	32.980	44.081	254.1	10:57:21.983
5		11:21.636	10:09.996	33.197	38.443		11:08:43.619
6		~~1:44.597~~	32.649	32.910	39.038	251.7	11:10:28.216
7		1:43.789	32.661	32.666	38.462	252.3	11:12:12.005
8		1:43.871	32.688	32.596	38.587	251.7	11:13:55.876
9		1:43.683	32.521	32.586	38.576	252.3	11:15:39.559
10		1:44.176	32.527	32.862	38.787	251.7	11:17:23.735
11		1:43.788	32.504	32.941	38.343	254.1	11:19:07.523
12		1:43.693	32.580	32.833	38.280	255.3	11:20:51.216
13		1:49.921	P 32.494	33.460	43.967	253.5	11:22:41.137
14		3:43.936	2:32.505	32.827	38.604		11:26:25.073
15		1:44.015	32.690	32.791	38.534	251.1	11:28:09.088
16		1:44.159	32.761	32.875	38.523	251.7	11:29:53.247
17		1:50.884	P 33.123	34.010	43.751	252.9	11:31:44.131

18 — Alexey Nesov — Porsche 911 GT3 R (992)
PRO — Maksim Kizilov — Dinamic GT

Lap	D	Time	Sector 1	Sector 2	Sector 3	T. Spd	Elapsed
1		10:48:07.499	10:46:47.516	35.619	44.364		10:48:07.499
2		1:42.653	32.419	32.320	37.914	255.9	10:49:50.152
3		1:42.095	32.260	32.107	37.728	257.7	10:51:32.247
4		1:47.496	33.500	34.803	39.193	257.1	10:53:19.743
5		1:42.064	32.066	32.120	37.878	254.7	10:55:01.807
6		1:52.637	P 32.417	33.744	46.476	255.9	10:56:54.444
7		3:57.588	2:46.617	32.875	38.096		11:00:52.032
8		1:42.943	32.322	32.575	38.046	252.9	11:02:34.975
9		~~1:42.905~~	32.245	32.666	37.994	253.5	11:04:17.880
10		1:42.974	32.237	32.634	38.103	255.3	11:06:00.854
11		1:43.385	32.265	32.884	38.236	254.1	11:07:44.239
12		~~1:43.138~~	32.284	32.608	38.246	255.9	11:09:27.377
13		~~1:48.722~~	P 32.290	32.842	43.590	255.9	11:11:16.099
14		3:50.466	2:32.476	35.490	42.500		11:15:06.565
15		1:49.886	34.333	34.542	41.011	244.3	11:16:56.451
16		1:47.827	33.903	33.899	40.025	250.0	11:18:44.278
17		1:48.228	34.469	33.600	40.159	250.0	11:20:32.506
18		1:47.688	33.163	34.007	40.518	251.7	11:22:20.194
19		1:48.755	33.512	33.924	41.319	251.7	11:24:08.949
20		1:58.971	P 33.029	33.617	52.325	254.7	11:26:07.920

19 — Robin Rogalski — Lamborghini Huracán GT3 EVO2
PRO — Filip Ugran — Oregon Team

Lap	D	Time	Sector 1	Sector 2	Sector 3	T. Spd	Elapsed
1		10:52:28.747	10:51:13.455	35.186	40.106		10:52:28.747
2		~~1:44.098~~	33.037	32.875	38.186	250.0	10:54:12.845
3		1:43.638	32.786	32.624	38.228	251.7	10:55:56.483
4		~~1:43.370~~	32.325	32.652	38.393	254.1	10:57:39.853
5		~~1:43.844~~	32.599	32.537	38.708	254.1	10:59:23.697
6		1:51.518	P 34.213	33.093	44.212	252.9	11:01:15.215
7		3:01.302	1:48.032	34.180	39.090		11:04:16.517
8		1:47.567	33.136	33.995	40.436	250.5	11:06:04.084
9		1:44.820	32.843	33.123	38.854	251.7	11:07:48.904
10		1:44.757	32.570	32.854	39.333	252.9	11:09:33.661
11		~~1:46.190~~	32.742	32.929	40.519	251.7	11:11:19.851
12		1:44.987	32.818	33.431	38.738	249.4	11:13:04.838
13		1:45.006	32.627	33.221	39.158	252.3	11:14:49.844
14		1:48.029	34.238	34.252	39.539	252.9	11:16:37.873
15		1:45.118	32.991	33.044	39.083	250.5	11:18:22.991
16		1:51.128	P 32.923	32.937	45.268	251.7	11:20:14.119
17		3:05.998	1:51.968	33.572	40.458		11:23:20.117
18		1:45.195	33.062	33.105	39.028	252.3	11:25:05.312
19		1:46.299	33.274	33.305	39.720	251.7	11:26:51.611
20		1:51.191	P 33.333	33.430	44.428	250.5	11:28:42.802
21		3:19.900	P 2:02.067	33.348	44.485		11:32:02.702

20 — Valentin Pierburg — Mercedes AMG GT3 EVO
PROAM — Dominik Baumann — SPS Automotive Performance

Lap	D	Time	Sector 1	Sector 2	Sector 3	T. Spd	Elapsed
1		10:52:40.673	10:51:29.103	33.556	38.014		10:52:40.673
2		~~1:42.049~~	32.173	32.439	37.437	252.3	10:54:22.722
3		1:41.721	31.932	32.219	37.570	255.3	10:56:04.443
4		~~1:54.477~~	P 33.197	34.254	47.026	257.1	10:57:58.920
5		5:07.620	3:56.536	32.957	38.127		11:03:06.540
6		1:42.963	32.512	32.340	38.111	252.9	11:04:49.503
7		1:42.096	32.044	32.296	37.756	254.1	11:06:31.599
8		1:42.334	32.060	32.507	37.767	254.7	11:08:13.933
9		1:42.636	32.156	32.510	37.970	254.1	11:09:56.569
10		1:45.514	32.161	32.672	40.681	255.3	11:11:42.083
11		1:43.013	32.241	32.822	37.950	254.1	11:13:25.096
12		1:48.219	P 32.300	32.678	43.241	255.3	11:15:13.315
13		6:21.466	5:10.133	33.097	38.236		11:21:34.781
14		1:43.752	32.476	32.717	38.559	253.5	11:23:18.533
15		1:42.859	32.198	32.478	38.183	254.7	11:25:01.392
16		1:49.385	P 32.718	32.956	43.711	254.7	11:26:50.777
17		4:11.436	2:58.058	34.244	39.134		11:31:02.213
18		1:46.100	33.552	33.543	39.005	250.5	11:32:48.313
19		1:45.518	33.220	33.440	38.858	251.1	11:34:33.831
20		1:45.489	33.189	33.485	38.815	250.5	11:36:19.320
21		1:46.605	33.265	34.235	39.105	251.7	11:38:05.925
22		1:45.171	32.842	33.588	38.741	253.5	11:39:51.096
23		2:20.900	P 33.027	34.430	1:13.443	254.1	11:42:11.996

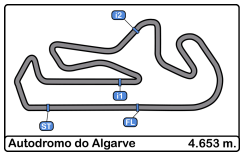

Autodromo Int. do Algarve
International GT Open
Free practice - 1
Lap Analysis

21 — Gino Forgione — Ferrari 296 GT3
AM — Michele Rugolo — AF Corse

Lap	D	Time	Sector 1	Sector 2	Sector 3	T. Spd	Elapsed
1		10:49:27.750	10:47:57.965	42.795	46.990		10:49:27.750
2		~~1:46.665~~	32.510	33.128	41.027	252.3	10:51:14.415
3		1:43.733	32.557	32.754	38.422	252.3	10:52:58.148
4		~~1:43.241~~	32.593	32.536	38.112	253.5	10:54:41.389
5		~~1:54.440~~	32.390	35.493	46.557	254.7	10:56:35.829
6		1:46.436	32.548	32.620	41.268	252.9	10:58:22.265
7		1:43.441	32.631	32.581	38.229	252.9	11:00:05.706
8		~~1:43.477~~	32.547	32.784	38.146	253.5	11:01:49.183
9		1:51.378	32.379	32.649	46.350	254.1	11:03:40.561
10		7:13.793	5:55.444	37.195	41.154		11:10:54.354
11		1:48.384	33.402	34.203	40.779	251.1	11:12:42.738
12		1:48.169	34.125	34.387	39.657	251.7	11:14:30.907
13		1:48.260	33.661	33.719	40.880	251.7	11:16:19.167
14		1:53.581	35.577	37.308	40.696	253.5	11:18:12.748
15		1:49.769	33.802	33.829	42.138	251.7	11:20:02.517
16		1:49.077	35.214	33.565	40.298	252.3	11:21:51.594
17		1:47.955	33.546	33.893	40.516	251.7	11:23:39.549
18		1:50.034	34.377	35.736	39.921	251.1	11:25:29.583
19		1:55.508	33.522	34.076	47.910	252.3	11:27:25.091
20		4:43.572	3:28.891	33.120	41.561		11:32:08.663
21		1:44.222	32.681	33.039	38.502	252.9	11:33:52.885
22		1:53.017	32.727	33.038	47.252	252.9	11:35:45.902
23		3:10.308	1:58.604	33.047	38.657		11:38:56.210
24		1:44.115	32.630	32.975	38.510	253.5	11:40:40.325
25		3:00.671	44.280	1:00.809	1:15.582	254.1	11:43:40.996

28 — Amaury Bonduel — Mercedes AMG GT3 EVO
PRO — Luis Michael Dörrbecker — BDR Grupo Prom Racing Team

Lap	D	Time	Sector 1	Sector 2	Sector 3	T. Spd	Elapsed
1		10:49:21.908	10:48:07.969	34.064	39.875		10:49:21.908
2		1:55.679	36.356	38.566	40.757	246.0	10:51:17.587
3		~~1:43.242~~	32.686	32.335	38.221	250.0	10:53:00.829
4		~~1:43.950~~	32.415	32.285	39.250	252.3	10:54:44.779
5		1:42.938	32.677	32.346	37.915	252.3	10:56:27.717
6		1:43.995	32.214	32.650	39.131	252.9	10:58:11.712
7		1:43.106	32.484	32.438	38.184	248.8	10:59:54.818
8		1:50.017	32.676	32.469	44.872	251.7	11:01:44.835
9		5:39.905	4:28.181	33.175	38.549		11:07:24.740
10		1:43.253	32.485	32.742	38.026	254.1	11:09:07.993
11		~~1:43.741~~	32.440	32.940	38.361	255.3	11:10:51.734
12		1:49.253	32.439	32.843	43.971	253.5	11:12:40.987
13		4:11.736	2:50.873	34.456	46.407		11:16:52.723
14		1:45.816	33.227	33.275	39.314	250.0	11:18:38.539
15		1:49.276	33.108	36.066	40.102	251.1	11:20:27.815
16		1:46.306	33.054	34.052	39.200	251.1	11:22:14.121
17		1:45.285	32.929	33.366	38.990	251.7	11:23:59.406
18		1:47.104	33.006	34.588	39.510	253.5	11:25:46.510
19		1:44.905	32.986	33.129	38.790	251.1	11:27:31.415
20		1:45.944	33.165	33.234	39.545	250.5	11:29:17.359
21		1:53.499	32.944	33.710	46.845	252.3	11:31:10.858
22		~~3:32.996~~	2:18.376	34.775	39.845		11:34:43.854
23		1:46.465	33.424	33.706	39.335	250.5	11:36:30.319
24		1:45.149	33.133	33.070	38.946	251.1	11:38:15.468
25		1:52.985	32.897	33.119	46.969	252.9	11:40:08.453

26 — Michael Blanchemain — Audi R8 LMS GT3 EVO II
PROAM — Marcus Påverud — Sainteloc Racing

Lap	D	Time	Sector 1	Sector 2	Sector 3	T. Spd	Elapsed
1		10:49:35.309	10:48:22.640	33.435	39.234		10:49:35.309
2		~~1:44.085~~	32.580	32.897	38.608	253.5	10:51:19.394
3		1:43.803	32.604	32.491	38.708	254.7	10:53:03.197
4		1:43.769	32.606	32.376	38.787	255.9	10:54:46.966
5		1:44.191	32.534	32.695	38.962	255.9	10:56:31.157
6		1:51.189	32.586	32.492	46.111	254.7	10:58:22.346
7		3:35.331	2:18.783	36.810	39.738		11:01:57.677
8		~~1:46.104~~	33.374	33.404	39.326	252.3	11:03:43.781
9		1:46.035	33.215	33.334	39.486	252.3	11:05:29.816
10		1:53.844	33.150	33.301	47.393	252.9	11:07:23.660
11		~~7:08.697~~	5:55.503	33.679	39.515		11:14:32.357
12		1:46.134	33.094	33.503	39.537	253.5	11:16:18.491
13		2:17.087	55.074	34.716	47.297	251.7	11:18:35.578
14		5:29.600	4:17.346	33.223	39.031		11:24:05.178
15		1:45.096	32.872	33.428	38.796	253.5	11:25:50.274
16		1:45.130	32.863	32.969	39.298	252.9	11:27:35.404
17		1:45.447	32.970	33.207	39.270	251.1	11:29:20.851
18		1:50.859	32.834	33.214	44.811	253.5	11:31:11.710
19		12:24.285	10:08.717	1:00.296	1:15.272		11:43:35.995

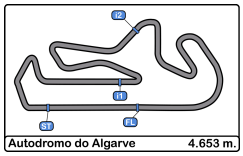

Autodromo Int. do Algarve
International GT Open
Free practice - 1
Lap Analysis

31 Hash — Porsche 911 GT3 R (992)

PROAM — Alex Fontana — Car Collection Motorsport

Lap	D	Time	Sector 1	Sector 2	Sector 3	T. Spd	Elapsed
1		10:48:04.319	10:46:46.691	35.183	42.445		10:48:04.319
2		1:42.584	32.498	32.274	37.812	252.3	10:49:46.903
3		~~1:50.327~~	32.098	36.505	41.724	255.3	10:51:37.230
4		1:46.629	33.323	32.967	40.339	252.3	10:53:23.859
5		~~1:42.068~~	32.018	32.334	37.716	254.1	10:55:05.927
6		1:44.346	32.107	32.278	39.961	254.7	10:56:50.273
7		~~1:42.075~~	32.037	32.252	37.786	254.1	10:58:32.348
8		~~1:42.175~~	31.965	32.489	37.721	254.7	11:00:14.523
9		1:51.292	P 32.542	32.753	45.997	254.7	11:02:05.815
10		5:21.824	4:04.157	35.805	41.862		11:07:27.639
11		1:50.816	34.918	35.216	40.682	251.1	11:09:18.455
12		~~1:52.036~~	34.948	35.923	41.165	250.0	11:11:10.491
13		1:50.654	34.880	34.393	41.381	250.5	11:13:01.145
14		1:48.587	34.099	34.561	39.927	250.0	11:14:49.732
15		1:49.139	33.984	34.407	40.748	254.7	11:16:38.871
16		1:47.500	33.865	34.035	39.600	251.7	11:18:26.371
17		1:47.273	33.572	34.014	39.687	251.7	11:20:13.644
18		1:48.045	34.139	34.223	39.683	252.3	11:22:01.689
19		1:47.147	33.562	34.051	39.534	252.3	11:23:48.836
20		1:46.441	33.317	33.767	39.357	252.9	11:25:35.277
21		1:47.123	33.317	33.750	40.056	252.9	11:27:22.400
22		1:53.732	P 33.651	34.103	45.978	248.8	11:29:16.132
23		3:00.794	1:47.335	33.849	39.610		11:32:16.926
24		1:47.135	33.558	33.657	39.920	250.0	11:34:04.061
25		1:46.998	33.264	33.918	39.816	252.3	11:35:51.059
26		1:53.906	P 33.708	34.303	45.895	249.4	11:37:44.965
27		3:31.105	P 2:13.500	32.696	44.909		11:41:16.070

33 Dean Macdonald — McLaren 720S GT3 EVO

PRO — James Kell — Greystone GT

Lap	D	Time	Sector 1	Sector 2	Sector 3	T. Spd	Elapsed
1		10:48:51.963	10:47:36.677	35.074	40.212		10:48:51.963
2		1:46.660	33.072	33.056	40.532	247.1	10:50:38.623
3		1:44.623	33.645	32.698	38.280	250.0	10:52:23.246
4		~~1:43.210~~	32.477	32.560	38.173	252.9	10:54:06.456
5		1:43.053	32.349	32.725	37.979	254.7	10:55:49.509
6		~~1:43.194~~	32.246	32.573	38.375	256.5	10:57:32.703
7		1:44.221	32.467	32.596	39.158	253.5	10:59:16.924
8		1:42.867	32.399	32.465	38.003	254.1	11:00:59.791
9		1:42.893	32.287	32.501	38.105	254.7	11:02:42.684
10		~~1:44.480~~	32.201	33.360	38.919	254.7	11:04:27.164
11		1:49.406	P 32.371	32.744	44.291	252.3	11:06:16.570
12		~~3:38.881~~	2:27.529	32.957	38.395		11:09:55.451
13		1:43.497	32.507	32.669	38.321	252.3	11:11:38.948
14		1:43.498	32.350	32.647	38.501	252.3	11:13:22.446
15		1:43.416	32.347	32.796	38.273	252.9	11:15:05.862
16		1:49.960	P 32.600	33.139	44.221	251.7	11:16:55.822
17		3:23.526	2:11.988	33.118	38.420		11:20:19.348
18		1:43.662	32.491	32.846	38.325	252.9	11:22:03.010
19		1:51.413	P 33.046	33.530	44.837	254.7	11:23:54.423
20		3:57.658	2:44.287	33.836	39.535		11:27:52.081
21		1:44.230	32.817	32.863	38.550	252.9	11:29:36.311
22		1:49.004	32.614	36.013	40.377	254.1	11:31:25.315
23		~~1:43.199~~	32.345	32.553	38.301	252.3	11:33:08.514
24		~~1:46.420~~	32.387	33.615	40.418	253.5	11:34:54.934
25		~~1:50.465~~	P 32.314	32.795	45.356	252.9	11:36:45.399
26		5:19.998	P 3:33.127	33.492	1:13.379		11:42:05.397

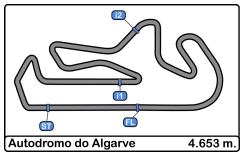

Autodromo Int. do Algarve
International GT Open
Free practice - 1
Lap Analysis

51 — Carl Bennett — Ferrari 296 GT3
PRO — Tommaso Mosca — AF Corse

Lap	D	Time	Sector 1	Sector 2	Sector 3	T. Spd	Elapsed
1		10:47:52.018	10:46:39.329	33.520	39.169		10:47:52.018
2		1:44.590	33.042	32.865	38.683	252.9	10:49:36.608
3		1:43.800	32.577	32.462	38.761	255.9	10:51:20.408
4		1:43.441	32.410	32.693	38.338	255.9	10:53:03.849
5		1:44.188	32.383	33.317	38.488	257.1	10:54:48.037
6		1:44.282	32.643	32.747	38.892	257.1	10:56:32.319
7		1:45.371	32.462	32.716	40.193	255.3	10:58:17.690
8		1:43.923	32.697	32.599	38.627	253.5	11:00:01.613
9		1:43.948	32.659	32.644	38.645	253.5	11:01:45.561
10		~~1:44.044~~	32.692	32.578	38.774	253.5	11:03:29.605
11		~~1:44.678~~	32.789	32.871	39.018	255.3	11:05:14.283
12		1:51.718	32.563	32.948	46.207	255.3	11:07:06.001
13		3:36.962	2:20.423	34.736	41.803		11:10:42.963
14		1:46.580	32.690	33.101	40.789	254.7	11:12:29.543
15		1:43.479	32.399	32.677	38.403	255.3	11:14:13.022
16		1:52.420	32.477	32.672	47.271	255.9	11:16:05.442
17		8:20.293	7:08.779	33.044	38.470		11:24:25.735
18		1:46.231	32.300	33.345	40.586	254.7	11:26:11.966
19		1:43.684	32.482	32.706	38.496	254.7	11:27:55.650
20		1:51.971	32.381	32.762	46.828	254.1	11:29:47.621
21		1:47.267	32.411	32.523	42.333	254.7	11:31:34.888
22		~~1:43.258~~	32.268	32.675	38.315	254.7	11:33:18.146
23		1:43.548	32.397	32.720	38.431	255.3	11:35:01.694
24		1:45.507	32.284	33.600	39.623	255.3	11:36:47.201
25		1:43.506	32.358	32.812	38.336	255.3	11:38:30.707
26		1:43.071	32.143	32.543	38.385	255.9	11:40:13.778
27		2:41.302	32.175	53.264	1:15.863	255.9	11:42:55.080

55 — Laurent De Meeus — Ferrari 296 GT3
PROAM — Vincent Abril — AF Corse

Lap	D	Time	Sector 1	Sector 2	Sector 3	T. Spd	Elapsed
1		10:49:25.128	10:48:09.805	34.660	40.663		10:49:25.128
2		1:46.381	32.727	32.678	40.976	252.3	10:51:11.509
3		1:42.901	32.275	32.420	38.206	252.9	10:52:54.410
4		1:42.866	32.155	32.449	38.262	254.7	10:54:37.276
5		1:42.729	32.151	32.484	38.094	254.7	10:56:20.005
6		1:50.319	32.126	32.419	45.774	254.7	10:58:10.324
7		7:14.442	5:53.532	35.929	44.981		11:05:24.766
8		~~1:47.476~~	33.809	33.641	40.026	250.0	11:07:12.242
9		1:46.509	33.469	33.270	39.770	249.4	11:08:58.751
10		~~1:46.413~~	33.289	33.617	39.507	251.1	11:10:45.164
11		1:45.764	33.164	33.272	39.328	250.5	11:12:30.928
12		1:45.404	32.881	33.514	39.009	251.7	11:14:16.332
13		1:45.444	32.861	33.324	39.259	251.7	11:16:01.776
14		1:48.797	33.341	34.786	40.670	251.7	11:17:50.573
15		1:46.164	33.065	33.933	39.166	249.4	11:19:36.737
16		1:46.086	33.237	33.543	39.306	251.1	11:21:22.823
17		1:46.653	33.170	33.393	40.090	250.5	11:23:09.476
18		1:45.880	33.077	33.448	39.355	251.1	11:24:55.356
19		1:57.826	36.470	39.691	41.665	249.4	11:26:53.182
20		1:50.074	33.341	35.025	41.708	249.4	11:28:43.256
21		1:53.928	33.413	33.966	46.549	249.4	11:30:37.184
22		4:11.541	2:59.456	33.113	38.972		11:34:48.725
23		1:43.919	32.476	32.900	38.543	252.9	11:36:32.644
24		1:46.507	33.096	32.781	40.630	254.1	11:38:19.151
25		1:43.799	32.442	32.968	38.389	252.9	11:40:02.950
26		2:25.846	32.351	37.903	1:15.592	252.9	11:42:28.796

54 — Dexter Müller — Mercedes AMG GT3 EVO
PROAM — Yannick Mettler — SPS Automotive Performance

Lap	D	Time	Sector 1	Sector 2	Sector 3	T. Spd	Elapsed
1		10:53:57.903	10:52:41.168	33.973	42.762		10:53:57.903
2		1:42.748	32.498	32.620	37.630	251.1	10:55:40.651
3		1:44.149	32.315	32.599	39.235	253.5	10:57:24.800
4		1:47.049	33.044	32.809	41.196	241.0	10:59:11.849
5		1:42.615	32.334	32.417	37.864	252.9	11:00:54.464
6		~~1:42.484~~	32.124	32.638	37.722	251.1	11:02:36.948
7		~~1:51.289~~	32.266	32.537	46.486	252.9	11:04:28.237
8		4:38.485	3:27.349	32.895	38.241		11:09:06.722
9		1:43.486	32.364	33.017	38.105	255.3	11:10:50.208
10		~~1:43.106~~	32.363	32.624	38.119	252.3	11:12:33.314
11		1:51.552	32.277	32.753	46.522	255.3	11:14:24.866
12		3:26.407	2:11.407	34.640	40.360		11:17:51.273
13		1:46.102	33.255	33.545	39.302	250.5	11:19:37.375
14		1:50.159	33.218	35.888	41.053	252.9	11:21:27.534
15		1:46.442	33.839	33.544	39.059	252.9	11:23:13.976
16		1:45.458	33.198	32.821	39.439	254.1	11:24:59.434
17		1:47.247	33.198	33.738	40.311	253.5	11:26:46.681
18		1:45.177	33.221	33.140	38.816	252.3	11:28:31.858
19		1:45.437	33.127	33.205	39.105	252.9	11:30:17.295
20		~~1:45.512~~	33.503	33.227	38.782	252.3	11:32:02.807
21		1:45.126	33.103	33.051	38.972	254.7	11:33:47.933
22		~~1:53.521~~	33.012	33.778	46.731	252.9	11:35:41.454
23		~~4:06.086~~	2:51.685	34.285	40.116		11:39:47.540
24		2:30.687	35.558	38.828	1:16.301	254.1	11:42:18.227

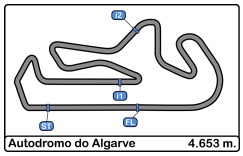

Autodromo Int. do Algarve
International GT Open
Free practice - 1
Lap Analysis

63 — Antoine Doquin — Lamborghini Huracán GT3 EVO2

PRO — Artem Petrov — Oregon Team

Lap	D	Time	Sector 1	Sector 2	Sector 3	T. Spd	Elapsed
1		10:52:01.694	10:50:43.268	34.139	44.287		10:52:01.694
2		1:44.565	33.130	33.002	38.433	248.8	10:53:46.259
3		1:43.548	32.557	32.634	38.357	251.1	10:55:29.807
4		1:43.539	32.663	32.494	38.382	252.9	10:57:13.346
5		1:43.024	32.582	32.386	38.056	250.0	10:58:56.370
6		1:43.543	32.528	32.751	38.264	250.5	11:00:39.913
7		1:43.166	32.509	32.409	38.248	249.4	11:02:23.079
8		1:51.622	32.951	33.314	45.357	251.1	11:04:14.701
9		3:13.922	2:02.009	33.386	38.527		11:07:28.623
10		1:45.382	33.664	32.973	38.745	252.9	11:09:14.005
11		1:43.785	32.540	32.792	38.453	251.1	11:10:57.790
12		1:43.826	32.527	32.985	38.314	250.5	11:12:41.616
13		~~1:43.924~~	32.639	32.701	38.584	250.0	11:14:25.540
14		1:44.143	32.298	32.987	38.858	251.1	11:16:09.683
15		1:45.099	32.417	32.925	39.757	248.8	11:17:54.782
16		1:44.312	33.015	32.774	38.523	244.3	11:19:39.094
17		1:44.546	32.529	33.291	38.726	251.1	11:21:23.640
18		1:50.670	32.731	33.429	44.510	250.0	11:23:14.310
19		2:54.023	1:41.620	33.313	39.090		11:26:08.333
20		1:45.315	33.431	33.060	38.824	250.0	11:27:53.648
21		1:44.549	32.861	33.055	38.633	250.0	11:29:38.197
22		1:44.087	32.670	32.578	38.839	251.1	11:31:22.284
23		~~1:44.016~~	32.607	32.971	38.438	251.7	11:33:06.300
24		1:46.117	33.035	34.014	39.068	252.3	11:34:52.417
25		~~1:44.354~~	32.460	32.890	39.004	251.7	11:36:36.771
26			32.736	40.758		250.0	

65 — Heiko Neumann — Mercedes AMG GT3 EVO

PROAM — Lukas Dunner — Team Motopark

Lap	D	Time	Sector 1	Sector 2	Sector 3	T. Spd	Elapsed
1		10:48:20.353	10:47:06.355	34.868	39.130		10:48:20.353
2		1:42.214	32.346	32.236	37.632	252.9	10:50:02.567
3		1:42.051	32.155	32.212	37.684	254.7	10:51:44.618
4		1:55.398	36.166	33.039	46.193	229.2	10:53:40.016
5		4:59.084	3:47.646	33.311	38.127		10:58:39.100
6		~~1:42.960~~	32.336	32.336	38.288	253.5	11:00:22.060
7		~~1:47.985~~	32.155	32.274	43.556	252.3	11:02:10.045
8		2:45.002	1:34.592	32.326	38.084		11:04:55.047
9		1:43.201	32.319	32.943	37.939	254.1	11:06:38.248
10		~~1:48.041~~	32.165	32.311	43.565	251.7	11:08:26.289
11		4:17.367	3:06.631	32.664	38.072		11:12:43.656
12		1:49.654	33.073	32.383	44.198	256.5	11:14:33.310
13		4:15.669	3:01.872	34.160	39.637		11:18:48.979
14		1:46.602	33.633	33.067	39.902	250.0	11:20:35.581
15		1:45.856	33.128	33.192	39.536	251.7	11:22:21.437
16		1:45.961	33.357	33.254	39.350	254.1	11:24:07.398
17		1:50.144	33.175	33.847	43.122	253.5	11:25:57.542
18		1:46.004	33.741	33.178	39.085	248.8	11:27:43.546
19		1:46.639	33.049	33.802	39.788	251.1	11:29:30.185
20		1:45.506	33.326	33.134	39.046	247.7	11:31:15.691
21		1:46.928	33.319	33.204	40.405	251.1	11:33:02.619
22		1:48.159	35.487	33.497	39.175	251.7	11:34:50.778
23		1:51.786	33.058	33.095	45.633	251.7	11:36:42.564
24		3:54.446	2:36.806	32.900	44.740		11:40:37.010

75 — Filip Salaquarda — Audi R8 LMS GT3 EVO II

PROAM — Libor Milota — Team ISR

Lap	D	Time	Sector 1	Sector 2	Sector 3	T. Spd	Elapsed
1		10:54:02.552	10:52:47.010	33.339	42.203		10:54:02.552
2		1:43.575	32.829	32.551	38.195	252.9	10:55:46.127
3		1:44.171	32.154	32.386	39.631	255.3	10:57:30.298
4		1:45.259	32.319	33.257	39.683	253.5	10:59:15.557
5		~~1:42.652~~	32.134	32.330	38.188	253.5	11:00:58.209
6		~~1:43.022~~	32.242	32.463	38.317	254.1	11:02:41.231
7		~~1:54.847~~	32.322	33.186	49.339	254.7	11:04:36.078
8		4:15.563	3:02.460	33.674	39.429		11:08:51.641
9		1:49.365	32.920	33.359	43.086	254.1	11:10:41.006
10		~~1:44.917~~	33.012	33.190	38.715	250.5	11:12:25.923
11		1:44.646	32.517	33.268	38.861	252.9	11:14:10.569
12		1:49.105	32.861	33.251	42.993	252.9	11:15:59.674
13		1:52.904	32.878	34.593	45.433	251.7	11:17:52.578
14		6:03.360	4:45.814	33.301	44.245		11:23:55.938
15		1:45.812	32.854	32.874	40.084	251.7	11:25:41.750
16		1:52.714	32.632	32.715	47.367	252.3	11:27:34.464
17		7:36.241	6:24.384	33.273	38.584		11:35:10.705
18		1:43.887	32.311	33.080	38.496	251.7	11:36:54.592
19		~~1:47.074~~	32.552	32.676	41.846	252.3	11:38:41.666
20		1:50.958	32.614	32.720	45.624	253.5	11:40:32.624

77 — Alfredo Hernández — Mercedes AMG GT3 EVO

AM — BDR Grupo Prom Racing Team

Lap	D	Time	Sector 1	Sector 2	Sector 3	T. Spd	Elapsed
1		10:48:53.867	10:47:21.015	44.609	48.243		10:48:53.867
2		2:06.023	43.212	40.763	42.048	201.8	10:50:59.890
3		1:49.334	33.969	35.240	40.125	244.8	10:52:49.224
4		1:49.379	34.468	34.046	40.865	247.7	10:54:38.603
5		3:40.827	34.052	34.377	2:32.398	248.2	10:58:19.430
6		~~3:14.921~~	1:59.946	34.710	40.265		11:01:34.351
7		~~1:49.292~~	35.031	34.267	39.994	247.7	11:03:23.643
8		~~1:48.012~~	33.797	34.470	39.745	248.2	11:05:11.655
9		~~1:48.322~~	33.677	34.043	40.602	250.5	11:06:59.977
10		1:48.634	33.527	34.334	40.773	249.4	11:08:48.611
11		1:55.614	34.718	34.260	46.636	255.3	11:10:44.225
12		4:40.591	3:26.240	34.180	40.171		11:15:24.816
13		1:49.423	34.815	34.548	40.060	245.4	11:17:14.239
14		1:47.040	33.379	33.924	39.737	248.8	11:19:01.279
15		2:18.365	33.759	39.039	1:05.567	247.7	11:21:19.644
16		10:29.423	9:14.243	34.710	40.470		11:31:49.067
17		1:49.455	34.157	34.454	40.844	245.4	11:33:38.522
18		~~1:49.878~~	34.215	34.514	41.149	246.5	11:35:28.400
19		~~1:50.113~~	34.206	34.283	41.624	246.5	11:37:18.513
20		~~1:48.246~~	34.044	34.198	40.004	247.1	11:39:06.759
21		~~1:47.768~~	33.733	33.890	40.145	249.4	11:40:54.527
22		3:07.813	43.605	1:02.421	1:21.787	190.8	11:44:02.340

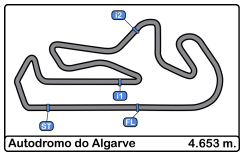

Autodromo Int. do Algarve
International GT Open
Free practice - 1
Lap Analysis

79 — Johannes Zelger — Porsche 911 GT3 R (992)
PROAM — Fabio Babini — Tsunami RT

Lap	D	Time	Sector 1	Sector 2	Sector 3	T. Spd	Elapsed
1		10:49:52.504	10:48:35.127	36.459	40.918		10:49:52.504
2		1:48.607	34.045	35.095	39.467	254.1	10:51:41.111
3		~~1:43.973~~	33.019	32.283	38.671	252.9	10:53:25.084
4		1:43.021	32.418	32.120	38.483	255.3	10:55:08.105
5		1:42.772	32.153	32.169	38.450	256.5	10:56:50.877
6		1:43.022	32.231	32.490	38.301	257.1	10:58:33.899
7		1:49.769	32.422	33.231	44.116	255.3	11:00:23.668
8		4:39.709	3:22.424	35.152	42.133		11:05:03.377
9		1:49.940	34.378	33.680	41.882	251.7	11:06:53.317
10		~~1:47.527~~	33.609	33.557	40.361	252.3	11:08:40.844
11		1:48.982	33.845	33.998	41.139	252.9	11:10:29.826
12		1:48.118	33.978	34.404	39.736	252.3	11:12:17.944
13		1:57.044	33.737	33.835	49.472	251.1	11:14:14.988
14		3:04.202	1:47.696	34.485	42.021		11:17:19.190
15		1:47.254	33.680	33.632	39.942	252.9	11:19:06.444
16		1:48.636	34.535	33.804	40.297	252.3	11:20:55.080
17		1:47.408	33.897	33.818	39.693	251.1	11:22:42.488
18		1:55.044	34.027	33.566	47.451	253.5	11:24:37.532
19		4:41.428	3:22.275	34.660	44.493		11:29:18.960
20		1:48.847	33.633	35.079	40.135	250.5	11:31:07.807
21		1:51.176	35.156	34.043	41.977	251.1	11:32:58.983
22		1:46.487	33.769	33.195	39.523	251.1	11:34:45.470
23		1:46.407	33.227	33.520	39.660	252.9	11:36:31.877
24		1:48.582	33.571	34.653	40.358	252.3	11:38:20.459
25		1:45.661	33.060	33.267	39.334	252.3	11:40:06.120
26		2:41.015	33.515	50.241	1:17.259	252.9	11:42:47.135

80 — Luca Ludwig — Ferrari 488 GT3 Evo
PROAM — Iván Velasco — Mertel Motorsport

Lap	D	Time	Sector 1	Sector 2	Sector 3	T. Spd	Elapsed
1		10:54:09.721	10:52:57.927	33.069	38.725		10:54:09.721
2		~~1:44.814~~	33.069	33.135	38.610	252.3	10:55:54.535
3		~~1:44.164~~	32.619	32.774	38.771	253.5	10:57:38.699
4		~~1:43.925~~	32.661	32.533	38.731	252.9	10:59:22.624
5		1:50.522	33.494	32.894	44.134	253.5	11:01:13.146
6		~~14:31.814~~	13:18.519	33.651	39.644		11:15:44.960
7		1:51.431	33.072	33.588	44.771	250.0	11:17:36.391
8		7:56.823	6:41.402	35.032	40.389		11:25:33.214
9		1:47.413	34.014	33.561	39.838	250.0	11:27:20.627
10		1:45.999	33.234	33.600	39.165	250.0	11:29:06.626
11		1:54.092	33.208	33.330	47.554	250.0	11:31:00.718
12		5:28.193	4:01.655	36.155	50.383		11:36:28.911
13		3:17.732	2:02.683	34.450	40.599		11:39:46.643
14		2:21.868	33.466	33.889	1:14.513	249.4	11:42:08.511

82 — Marcelo Ramírez — Mercedes AMG GT3 EVO
PRO — Ralf Aron — GetSpeed

Lap	D	Time	Sector 1	Sector 2	Sector 3	T. Spd	Elapsed
1		10:48:52.347	10:47:30.927	38.144	43.276		10:48:52.347
2		1:54.131	35.593	35.462	43.076	247.1	10:50:46.478
3		1:47.448	34.200	34.438	38.810	250.0	10:52:33.926
4		1:45.633	33.123	33.712	38.798	252.9	10:54:19.559
5		1:44.385	32.584	33.468	38.333	253.5	10:56:03.944
6		1:46.768	32.726	33.370	40.672	254.1	10:57:50.712
7		1:45.127	32.896	33.654	38.577	253.5	10:59:35.839
8		~~1:47.681~~	33.014	33.881	40.786	254.1	11:01:23.520
9		~~1:46.024~~	33.582	33.738	38.704	251.1	11:03:09.544
10		~~1:44.700~~	32.686	33.236	38.778	254.1	11:04:54.244
11		1:45.168	32.562	33.274	39.332	254.1	11:06:39.412
12		~~1:43.979~~	32.341	33.019	38.619	257.1	11:08:23.391
13		~~1:44.279~~	32.726	33.216	38.337	253.5	11:10:07.670
14		1:50.540	32.595	33.156	44.789	253.5	11:11:58.210
15		3:35.019	2:23.963	32.854	38.202		11:15:33.229
16		1:44.494	32.883	32.732	38.879	252.9	11:17:17.723
17		1:43.645	32.146	32.691	38.808	254.7	11:19:01.368
18		1:43.713	32.409	32.418	38.886	254.1	11:20:45.081
19		1:43.080	32.348	32.549	38.183	255.9	11:22:28.161
20		1:54.872	32.093	33.818	48.961	258.9	11:24:23.033
21		3:36.030	2:19.518	32.986	43.526		11:27:59.063
22		5:05.055	3:45.820	36.306	42.929		11:33:04.118
23		~~1:53.606~~	35.764	35.847	41.995	238.9	11:34:57.724
24		1:51.318	35.310	35.383	40.625	248.8	11:36:49.042
25		1:48.649	33.887	34.130	40.632	250.0	11:38:37.691
26		1:45.273	32.904	33.720	38.649	252.9	11:40:22.964
27		2:34.237	33.470	47.899	1:12.868	254.7	11:42:57.201

86 — Audunn Gudmundsson — Porsche 911 GT3 R (992)
AM — Thorvaldur Gissurarson — Team Thor

Lap	D	Time	Sector 1	Sector 2	Sector 3	T. Spd	Elapsed
1		10:49:59.452	10:48:45.936	33.698	39.818		10:49:59.452
2		1:45.124	32.825	33.470	38.829	252.3	10:51:44.576
3		~~1:57.647~~	37.793	33.696	46.158	241.6	10:53:42.223
4		1:45.072	33.138	32.672	39.262	252.9	10:55:27.295
5		1:47.192	32.678	32.996	41.518	252.9	10:57:14.487
6		1:51.925	33.135	33.738	45.052	252.9	10:59:06.412
7		8:03.574	6:51.039	33.129	39.406		11:07:09.986
8		1:44.906	32.785	33.116	39.005	254.1	11:08:54.892
9		~~1:51.243~~	33.029	34.025	44.189	252.9	11:10:46.135
10		1:45.577	32.884	33.169	39.524	252.9	11:12:31.712
11		1:54.663	32.810	33.399	48.454	253.5	11:14:26.375
12		7:56.833	6:33.729	38.763	44.341		11:22:23.208
13		1:55.807	35.572	34.891	45.344	232.2	11:24:19.015
14		1:55.080	35.914	38.042	41.124	237.8	11:26:14.095
15		1:49.859	34.419	34.488	40.952	247.1	11:28:03.954
16		1:48.371	34.262	34.427	39.682	248.8	11:29:52.325
17		1:49.479	33.794	34.072	41.613	250.5	11:31:41.804
18		~~1:48.011~~	33.821	34.062	40.128	248.8	11:33:29.815
19		1:47.400	33.768	34.105	39.527	248.8	11:35:17.215
20		1:48.636	35.102	33.719	39.815	250.5	11:37:05.851
21		1:47.697	33.487	33.905	40.305	251.1	11:38:53.548
22		8:11.950	33.816	6:06.901	1:31.233	250.0	11:47:05.498

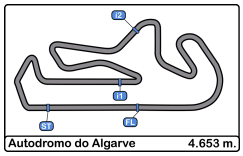

Autodromo Int. do Algarve
International GT Open
Free practice - 1
Lap Analysis

108 — Ameerh Naran — Mercedes AMG GT3 EVO
PROAM — Tom Jackson — GetSpeed

Lap	D	Time	Sector 1	Sector 2	Sector 3	T. Spd	Elapsed
1		10:47:55.206	10:46:38.175	37.038	39.993		10:47:55.206
2		1:47.010	34.018	33.472	39.520	246.0	10:49:42.216
3		1:46.200	33.094	33.003	40.103	246.5	10:51:28.416
4		1:43.925	32.801	32.759	38.365	254.7	10:53:12.341
5		~~1:43.638~~	32.557	32.727	38.354	252.3	10:54:55.979
6		~~1:43.635~~	32.721	32.608	38.306	251.7	10:56:39.614
7		~~1:51.149~~	P 32.717	33.061	45.371	255.3	10:58:30.763
8		5:35.538	4:23.295	33.384	38.859		11:04:06.301
9		~~1:44.057~~	32.620	32.801	38.636	248.8	11:05:50.358
10		~~1:43.612~~	32.438	32.632	38.542	254.1	11:07:33.970
11		~~1:52.181~~	32.408	33.932	45.841	254.1	11:09:26.151
12		~~1:44.463~~	32.527	32.744	39.192	253.5	11:11:10.614
13		1:52.266	P 34.160	32.819	45.287	251.7	11:13:02.880
14		3:06.456	P 1:48.709	32.988	44.759		11:16:09.336
15		9:11.689	7:59.803	33.245	38.641		11:25:21.025
16		1:44.642	32.904	33.064	38.674	247.1	11:27:05.667
17		1:43.980	32.528	32.746	38.706	248.2	11:28:49.647
18		~~1:44.521~~	32.744	32.775	39.002	250.0	11:30:34.168
19		~~1:44.437~~	32.617	32.899	38.921	251.7	11:32:18.605
20		~~1:45.626~~	32.961	33.096	39.569	249.4	11:34:04.231
21		1:53.740	P 35.114	33.353	45.273	252.9	11:35:57.971
22		3:09.563	P 1:48.190	33.049	48.324		11:39:07.534

777 — Marcin Jedliński — Ferrari 296 GT3
PROAM — Karol Basz — Olimp Racing

Lap	D	Time	Sector 1	Sector 2	Sector 3	T. Spd	Elapsed
1		10:49:56.140	10:48:42.071	33.416	40.653		10:49:56.140
2		1:42.766	32.325	32.295	38.146	255.9	10:51:38.906
3		1:52.451	32.131	32.755	47.565	257.1	10:53:31.357
4		~~1:42.772~~	32.189	32.397	38.186	255.9	10:55:14.129
5		~~1:52.974~~	P 33.218	34.277	45.479	257.1	10:57:07.103
6		5:06.366	3:55.375	32.576	38.415		11:02:13.469
7		~~1:46.965~~	32.283	32.291	42.391	254.7	11:04:00.434
8		~~1:50.095~~	P 32.340	32.486	45.269	254.7	11:05:50.529
9		6:31.645	5:17.704	34.123	39.818		11:12:22.174
10		1:47.294	33.984	33.742	39.568	251.7	11:14:09.468
11		~~1:45.998~~	33.266	33.394	39.338	252.9	11:15:55.466
12		2:06.818	P 34.742	38.970	53.106	253.5	11:18:02.284
13		3:52.257	2:36.489	34.429	41.339		11:21:54.541
14		1:46.610	33.374	33.579	39.657	251.7	11:23:41.151
15		1:46.491	33.303	34.008	39.180	254.1	11:25:27.642
16		1:49.233	33.911	34.732	40.590	253.5	11:27:16.875
17		1:46.314	33.402	33.451	39.461	251.1	11:29:03.189
18		~~1:45.493~~	33.081	33.359	39.053	252.3	11:30:48.682
19		2:04.769	P 35.517	37.404	51.848	254.1	11:32:53.451
20		10:50.808	P 8:33.978	1:00.805	1:16.025		11:43:44.259

188 — Mark Sansom — McLaren 720S GT3 EVO
AM — Miguel Ramos — Garage 59

Lap	D	Time	Sector 1	Sector 2	Sector 3	T. Spd	Elapsed
1		10:48:55.091	10:47:39.358	35.790	39.943		10:48:55.091
2		1:49.859	34.049	34.796	41.014	248.2	10:50:44.950
3		1:46.567	33.680	34.075	38.812	247.1	10:52:31.517
4		1:45.092	33.175	33.252	38.665	250.0	10:54:16.609
5		1:44.948	33.096	33.435	38.417	250.5	10:56:01.557
6		1:47.980	33.707	33.744	40.529	251.1	10:57:49.537
7		~~1:45.334~~	33.317	33.437	38.580	248.8	10:59:34.871
8		1:49.973	33.301	33.542	43.130	250.0	11:01:24.844
9		1:54.226	P 33.589	34.775	45.862	251.1	11:03:19.070
10		4:13.169	2:59.794	34.074	39.301		11:07:32.239
11		1:46.539	33.600	33.832	39.107	250.5	11:09:18.778
12		1:47.875	34.864	33.999	39.012	247.7	11:11:06.653
13		1:46.956	33.445	33.344	40.167	248.2	11:12:53.609
14		1:45.584	33.211	33.319	39.054	251.7	11:14:39.193
15		1:52.681	P 33.859	33.351	45.471	251.1	11:16:31.874
16		3:57.300	2:33.346	36.998	46.956		11:20:29.174
17		1:55.914	37.600	34.341	43.973	250.0	11:22:25.088
18		1:45.790	33.483	33.387	38.920	252.3	11:24:10.878
19		1:45.324	32.902	33.129	39.293	252.3	11:25:56.202
20		1:45.084	33.137	33.254	38.693	249.4	11:27:41.286
21		1:44.933	32.939	33.163	38.831	249.4	11:29:26.219
22		1:44.589	32.702	32.920	38.967	250.5	11:31:10.808
23		1:56.100	P 33.316	33.959	48.825	251.1	11:33:06.908
24		3:59.073	2:46.557	33.309	39.207		11:37:05.981
25		1:54.593	33.803	35.232	45.558	249.4	11:39:00.574
26		1:44.641	32.890	33.036	38.715	250.0	11:40:45.215
27		3:11.720	P 48.447	1:06.052	1:17.221	251.7	11:43:56.935

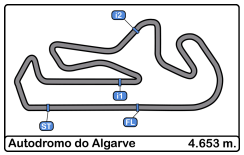

Autodromo Int. do Algarve

International GT Open

Free practice - 1

Best Sectors Results

	Sector - 1			Sector - 2			Sector - 3			Ideal Lap vs Best Lap					
Clas	Nº	Driver	Time	Nº	Driver	Time	Nº	Driver	Time	Clas	Nº	Driver	Ideal Lap	Best Lap	Clas
1	9	Bartone - Schiller	31.924	9	Bartone - Schiller	32.011	20	Pierburg - Baumann	37.437	1	20	Pierburg - Baumann	1:41.588	1:41.721	1
2	20	Pierburg - Baumann	31.932	10	Grove - Grove	32.085	13	Visoiu - Krütten	37.622	2	9	Bartone - Schiller	1:41.588	1:41.845	2
3	31	Hash - Fontana	31.965	18	Nesov - Kizilov	32.107	54	Müller - Mettler	37.630	3	11	Révész - Cairoli	1:41.870	1:42.163	5
4	11	Révész - Cairoli	31.984	79	Zelger - Babini	32.120	65	Neumann - Dunner	37.632	4	18	Nesov - Kizilov	1:41.901	1:42.064	4
5	18	Nesov - Kizilov	32.066	11	Révész - Cairoli	32.146	9	Bartone - Schiller	37.653	5	31	Hash - Fontana	1:41.933	1:42.584	8
6	82	Ramírez - Aron	32.093	13	Visoiu - Krütten	32.179	31	Hash - Fontana	37.716	6	13	Visoiu - Krütten	1:41.955	1:42.267	6
7	54	Müller - Mettler	32.124	65	Neumann - Dunner	32.212	18	Nesov - Kizilov	37.728	7	65	Neumann - Dunner	1:41.999	1:42.051	3
8	55	De Meeus - Abril	32.126	20	Pierburg - Baumann	32.219	11	Révész - Cairoli	37.740	8	6	Jans - Walker	1:42.128	1:42.538	7
9	777	Jedliński - Basz	32.131	6	Jans - Walker	32.249	6	Jans - Walker	37.745	9	54	Müller - Mettler	1:42.171	1:42.615	9
10	6	Jans - Walker	32.134	31	Hash - Fontana	32.252	28	Bonduel - Dörrbecker	37.915	10	28	Bonduel - Dörrbecker	1:42.414	1:42.938	14
11	75	Salaquarda - Milota	32.134	4	Porter - Meakin	32.277	33	Macdonald - Kell	37.979	11	777	Jedliński - Basz	1:42.568	1:42.766	11
12	51	Bennett - Mosca	32.143	1	Reicher - Haase	32.281	17	Lebbon - Emson	38.027	12	79	Zelger - Babini	1:42.574	1:42.772	12
13	79	Zelger - Babini	32.153	28	Bonduel - Dörrbecker	32.285	63	Doquin - Petrov	38.056	13	4	Porter - Meakin	1:42.602	1:42.942	15
14	13	Visoiu - Krütten	32.154	777	Jedliński - Basz	32.291	55	De Meeus - Abril	38.094	14	55	De Meeus - Abril	1:42.639	1:42.729	10
15	65	Neumann - Dunner	32.155	75	Salaquarda - Milota	32.330	21	Forgione - Rugolo	38.112	15	33	Macdonald - Kell	1:42.645	1:42.867	13
16	4	Porter - Meakin	32.195	26	Blanchemain - Påverud	32.376	4	Porter - Meakin	38.130	16	75	Salaquarda - Milota	1:42.652	1:43.575	24
17	33	Macdonald - Kell	32.201	63	Doquin - Petrov	32.386	777	Jedliński - Basz	38.146	17	10	Grove - Grove	1:42.681	1:43.412	22
18	28	Bonduel - Dörrbecker	32.214	54	Müller - Mettler	32.417	1	Reicher - Haase	38.164	18	82	Ramírez - Aron	1:42.694	1:43.080	20
19	10	Grove - Grove	32.255	82	Ramírez - Aron	32.418	82	Ramírez - Aron	38.183	19	1	Reicher - Haase	1:42.716	1:43.072	18
20	1	Reicher - Haase	32.271	55	De Meeus - Abril	32.419	19	Rogalski - Ugran	38.186	20	63	Doquin - Petrov	1:42.740	1:43.024	16
21	63	Doquin - Petrov	32.298	51	Bennett - Mosca	32.462	75	Salaquarda - Milota	38.188	21	51	Bennett - Mosca	1:42.920	1:43.071	17
22	19	Rogalski - Ugran	32.325	33	Macdonald - Kell	32.465	5	Jedliński - Korzeniowski	38.205	22	17	Lebbon - Emson	1:42.990	1:43.074	19
23	5	Jedliński - Korzeniowski	32.351	80	Ludwig - Velasco	32.533	79	Zelger - Babini	38.301	23	21	Forgione - Rugolo	1:43.027	1:43.441	23
24	17	Lebbon - Emson	32.377	21	Forgione - Rugolo	32.536	108	Naran - Jackson	38.306	24	19	Rogalski - Ugran	1:43.048	1:43.638	25
25	21	Forgione - Rugolo	32.379	19	Rogalski - Ugran	32.537	51	Bennett - Mosca	38.315	25	5	Jedliński - Korzeniowski	1:43.170	1:43.381	21
26	108	Naran - Jackson	32.408	17	Lebbon - Emson	32.586	10	Grove - Grove	38.341	26	108	Naran - Jackson	1:43.322	1:43.925	27
27	26	Blanchemain - Påverud	32.534	108	Naran - Jackson	32.608	188	Sansom - Ramos	38.417	27	26	Blanchemain - Påverud	1:43.518	1:43.769	26
28	80	Ludwig - Velasco	32.619	5	Jedliński - Korzeniowski	32.614	26	Blanchemain - Påverud	38.608	28	80	Ludwig - Velasco	1:43.762	1:45.999	30
29	86	Gudmundsson - Gissurarson	32.678	86	Gudmundsson - Gissurarson	32.672	80	Ludwig - Velasco	38.610	29	188	Sansom - Ramos	1:44.039	1:44.589	28
30	188	Sansom - Ramos	32.702	188	Sansom - Ramos	32.920	86	Gudmundsson - Gissurarson	38.829	30	86	Gudmundsson - Gissurarson	1:44.179	1:44.906	29
31	77	Alfredo Hernández	33.379	77	Alfredo Hernández	33.890	77	Alfredo Hernández	39.737	31	77	Alfredo Hernández	1:47.006	1:47.040	31

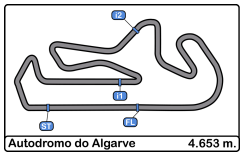

Autodromo Int. do Algarve
International GT Open
Free practice - 1
Best 5 Lap Times

Cl	Nº	Entrant/Team	Nat	Driver 1	Nat	Driver 2	Nat	Vehicle	Cat	Cl	Best 1 Time	Best 1 Lap	Best 2 Time	Best 2 Lap	Best 3 Time	Best 3 Lap	Best 4 Time	Best 4 Lap	Best 5 Time	Best 5 Lap
1	20	SPS Automotive Performance	DEU	Valentin Pierburg	DEU	Dominik Baumann	AUT	Mercedes AMG GT3 EVO	PROAM	1	**1:41.721**	3	1:42.096	7	1:42.334	8	1:42.636	9	1:42.859	15
2	9	GetSpeed	DEU	Anthony Bartone	USA	Fabian Schiller	DEU	Mercedes AMG GT3 EVO	PRO	1	**1:41.845**	3	1:42.017	2	1:42.711	13	1:42.997	19	1:43.029	14
3	65	Team Motopark	DEU	Heiko Neumann	DEU	Lukas Dunner	AUT	Mercedes AMG GT3 EVO	PROAM	2	**1:42.051**	3	1:42.214	2	1:43.201	9	1:45.506	20	1:45.856	15
4	18	Dinamic GT	ITA	Alexey Nesov	NLD	Maksim Kizilov	NLD	Porsche 911 GT3 R (992)	PRO	2	**1:42.064**	5	1:42.095	3	1:42.653	2	1:42.943	8	1:42.974	10
5	11	Team Motopark	DEU	Levente Révész	HUN	Matteo Cairoli	ITA	Mercedes AMG GT3 EVO	PRO	3	**1:42.163**	3	1:42.397	2	1:43.402	10	1:43.919	8	1:44.307	9
6	13	Team Motopark	DEU	Robert Visoiu	ROU	Niklas Krütten	DEU	Mercedes AMG GT3 EVO	PRO	4	**1:42.267**	2	1:43.624	10	1:44.034	16	1:44.118	11	1:44.315	12
7	6	GetSpeed	DEU	Steve Jans	LUX	Aaron Walker	GBR	Mercedes AMG GT3 EVO	PROAM	3	**1:42.538**	4	1:42.675	2	1:43.928	23	1:44.069	21	1:44.276	17
8	31	Car Collection Motorsport	DEU	Hash	USA	Alex Fontana	CHE	Porsche 911 GT3 R (992)	PROAM	4	**1:42.584**	2	1:44.346	6	1:46.441	20	1:46.629	4	1:46.998	25
9	54	CBRX by SPS	DEU	Dexter Müller	CHE	Yannick Mettler	CHE	Mercedes AMG GT3 EVO	PROAM	5	**1:42.615**	5	1:42.748	2	1:43.486	9	1:44.149	3	1:45.126	21
10	55	AF Corse	ITA	Laurent De Meeus	BEL	Vincent Abril	FRA	Ferrari 296 GT3	PROAM	6	**1:42.729**	5	1:42.866	4	1:42.901	3	1:43.799	25	1:43.919	23
11	777	Olimp Racing	POL	Marcin Jedliński	POL	Karol Basz	POL	Ferrari 296 GT3	PROAM	7	**1:42.766**	2	1:46.314	17	1:46.491	15	1:46.610	14	1:47.294	10
12	79	Tsunami RT	SMR	Johannes Zelger	ITA	Fabio Babini	ITA	Porsche 911 GT3 R (992)	PROAM	8	**1:42.772**	5	1:43.021	4	1:43.022	6	1:45.661	25	1:46.407	23
13	33	Greystone GT	GBR	Dean Macdonald	GBR	James Kell	GBR	McLaren 720S GT3 EVO	PRO	5	**1:42.867**	8	1:42.893	9	1:43.053	5	1:43.416	15	1:43.497	13
14	28	BDR Competition / BDR Grupo Prom Racing Team	BEL	Amaury Bonduel	FRA	Luis Michael Dörrbecker	MEX	Mercedes AMG GT3 EVO	PRO	6	**1:42.938**	5	1:43.106	7	1:43.253	10	1:43.995	6	1:44.905	19
15	4	Optimum Motorsport	GBR	Michael Porter	GBR	Zac Meakin	GBR	McLaren 720S GT3 EVO	PRO	7	**1:42.942**	6	1:42.989	18	1:43.085	12	1:43.214	2	1:43.814	16
16	63	Oregon Team	ITA	Antoine Doquin	FRA	Artem Petrov	ISR	Lamborghini Huracán GT3 EVO2	PRO	8	**1:43.024**	5	1:43.166	7	1:43.539	4	1:43.543	6	1:43.548	3
17	51	AF Corse	ITA	Carl Bennett	THA	Tommaso Mosca	ITA	Ferrari 296 GT3	PRO	9	**1:43.071**	26	1:43.441	4	1:43.479	15	1:43.506	25	1:43.548	23
18	1	Eastalent Racing	AUT	Simon Reicher	AUT	Christopher Haase	DEU	Audi R8 LMS GT3 EVO II	PRO	10	**1:43.072**	2	1:43.163	7	1:43.322	4	1:43.413	14	1:44.717	15
19	17	Elite Motorsport with Entire Race Engineering	GBR	Tom Lebbon	GBR	Tom Emson	GBR	Ferrari 296 GT3	PRO	11	**1:43.074**	3	1:43.683	9	1:43.693	12	1:43.788	11	1:43.789	7
20	82	GetSpeed	DEU	Marcelo Ramírez	MEX	Ralf Aron	EST	Mercedes AMG GT3 EVO	PRO	12	**1:43.080**	19	1:43.645	17	1:43.713	18	1:44.385	5	1:44.494	16
21	5	Olimp Racing	POL	Stanislaw Jedliński	POL	Krystian Korzeniowski	POL	Ferrari 296 GT3	AM	1	**1:43.381**	15	1:43.695	16	1:43.912	11	1:43.937	20	1:44.208	17
22	10	Iron Lynx	ITA	Brenton Grove	AUS	Stephen Grove	AUS	Mercedes AMG GT3 EVO	PROAM	9	**1:43.412**	4	1:43.605	2	1:44.157	22	1:44.531	21	1:44.557	20
23	21	AF Corse	ITA	Gino Forgione	CHE	Michele Rugolo	ITA	Ferrari 296 GT3	AM	2	**1:43.441**	7	1:43.733	3	1:44.115	24	1:44.222	21	1:46.436	6
24	75	Team ISR	CZE	Filip Salaquarda	CZE	Libor Milota	CZE	Audi R8 LMS GT3 EVO II	PROAM	10	**1:43.575**	2	1:43.887	18	1:44.171	3	1:44.646	11	1:45.259	4
25	19	Oregon Team	ITA	Robin Rogalski	POL	Filip Ugran	ROU	Lamborghini Huracán GT3 EVO2	PRO	13	**1:43.638**	3	1:44.757	10	1:44.820	9	1:44.987	12	1:45.006	13
26	26	Sainteloc Racing	FRA	Michael Blanchemain	FRA	Marcus Påverud	NOR	Audi R8 LMS GT3 EVO II	PROAM	11	**1:43.769**	4	1:43.803	3	1:44.191	5	1:45.096	15	1:45.130	16
27	108	Vimana by GetSpeed	DEU	Ameerh Naran	ZWE	Tom Jackson	GBR	Mercedes AMG GT3 EVO	PROAM	12	**1:43.925**	4	1:43.980	17	1:44.642	16	1:46.200	3	1:47.010	2
28	188	Garage 59	GBR	Mark Sansom	GBR	Miguel Ramos	PRT	McLaren 720S GT3 EVO	AM	3	**1:44.589**	22	1:44.641	26	1:44.933	21	1:44.948	5	1:45.084	20
29	86	Team Thor	ISL	Audunn Gudmundsson	ISL	Thorvaldur Gissurarson	ISL	Porsche 911 GT3 R (992)	AM	4	**1:44.906**	8	1:45.072	4	1:45.124	2	1:45.577	10	1:47.192	5
30	80	Mertel Motorsport	DEU	Luca Ludwig	DEU	Iván Velasco	ESP	Ferrari 488 GT3 Evo	PROAM	13	**1:45.999**	10	1:47.413	9	1:50.522	5	1:51.431	7	1:54.092	11
31	77	BDR Competition / BDR Grupo Prom Racing Team	BEL	Alfredo Hernández	MEX			Mercedes AMG GT3 EVO	AM	5	**1:47.040**	14	1:48.634	10	1:49.334	3	1:49.379	4	1:49.423	13

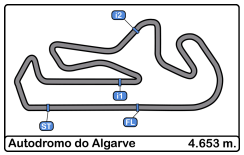

Autodromo Int. do Algarve
International GT Open
Free practice - 1
Best 5 Top Speeds

													Top 1		Top 2		Top 3		Top 4		Top 5		
Cl	Nº	Entrant/Team	Nat	Driver 1	Nat	Driver 2	Nat	Vehicle	Cat	Cl	Km/h	Lap	Km/h	Lap	Km/h	Lap	Km/h	Lap	Km/h	Lap	Km/h	Lap	Avg
1	82	GetSpeed	DEU	Marcelo Ramírez	MEX	Ralf Aron	EST	Mercedes AMG GT3 EVO	PRO	1	258.9	20	257.1	12	255.9	19	254.7	17	254.7	27	256.2
2	5	Olimp Racing	POL	Stanislaw Jedliński	POL	Krystian Korzeniowski	POL	Ferrari 296 GT3	AM	1	258.3	15	256.5	11	256.5	16	255.9	10	255.9	17	256.6
3	9	GetSpeed	DEU	Anthony Bartone	USA	Fabian Schiller	DEU	Mercedes AMG GT3 EVO	PRO	2	257.7	10	256.5	9	256.5	15	255.9	4	255.9	16	256.5
4	13	Team Motopark	DEU	Robert Visoiu	ROU	Niklas Krütten	DEU	Mercedes AMG GT3 EVO	PRO	3	257.7	14	254.7	5	254.7	13	254.7	18	254.1	3	255.2
5	18	Dinamic GT	ITA	Alexey Nesov	ND	Maksim Kizilov	ND	Porsche 911 GT3 R (992)	PRO	4	257.7	3	257.1	4	255.9	2	255.9	6	255.9	12	256.5
6	4	Optimum Motorsport	GBR	Michael Porter	GBR	Zac Meakin	GBR	McLaren 720S GT3 EVO	PRO	5	257.1	17	255.3	11	255.3	13	254.1	10	254.1	12	255.2
7	20	SPS Automotive Performance	DEU	Valentin Pierburg	DEU	Dominik Baumann	AUT	Mercedes AMG GT3 EVO	PROAM	1	257.1	4	255.3	3	255.3	10	255.3	12	254.7	8	255.5
8	51	AF Corse	ITA	Carl Bennett	THA	Tommaso Mosca	ITA	Ferrari 296 GT3	PRO	6	257.1	5	257.1	6	255.9	3	255.9	4	255.9	16	256.4
9	79	Tsunami RT	SMR	Johannes Zelger	ITA	Fabio Babini	ITA	Porsche 911 GT3 R (992)	PROAM	2	257.1	6	256.5	5	255.3	4	255.3	7	254.1	2	255.6
10	777	Olimp Racing	POL	Marcin Jedliński	POL	Karol Basz	POL	Ferrari 296 GT3	PROAM	3	257.1	3	257.1	5	255.9	2	255.9	4	254.7	7	256.1
11	11	Team Motopark	DEU	Levente Révész	HUN	Matteo Cairoli	ITA	Mercedes AMG GT3 EVO	PRO	7	256.5	4	256.5	5	255.3	3	254.7	2	254.7	10	255.5
12	33	Greystone GT	GBR	Dean Macdonald	GBR	James Kell	GBR	McLaren 720S GT3 EVO	PRO	8	256.5	6	254.7	5	254.7	9	254.7	10	254.7	19	255.0
13	65	Team Motopark	DEU	Heiko Neumann	DEU	Lukas Dunner	AUT	Mercedes AMG GT3 EVO	PROAM	4	256.5	12	254.7	3	254.1	9	254.1	16	253.5	6	254.6
14	6	GetSpeed	DEU	Steve Jans	LUX	Aaron Walker	GBR	Mercedes AMG GT3 EVO	PROAM	5	255.9	5	255.9	16	254.7	24	254.1	11	254.1	15	254.9
15	26	Sainteloc Racing	FRA	Michael Blanchemain	FRA	Marcus Påverud	NOR	Audi R8 LMS GT3 EVO II	PROAM	6	255.9	4	255.9	5	254.7	3	254.7	6	253.5	2	254.9
16	1	Eastalent Racing	AUT	Simon Reicher	AUT	Christopher Haase	DEU	Audi R8 LMS GT3 EVO II	PRO	9	255.3	3	254.1	8	254.1	15	253.5	9	252.9	5	254.0
17	17	Elite Motorsport with Entire Race Engineering	GBR	Tom Lebbon	GBR	Tom Emson	GBR	Ferrari 296 GT3	PRO	10	255.3	12	254.1	4	254.1	11	253.5	3	253.5	13	254.1
18	28	BDR Competition / BDR Grupo Prom Racing Team	BEL	Amaury Bonduel	FRA	Luis Michael Dörrbecker	MEX	Mercedes AMG GT3 EVO	PRO	11	255.3	11	254.1	10	253.5	12	253.5	18	252.9	6	253.8
19	31	Car Collection Motorsport	DEU	Hash	USA	Alex Fontana	CHE	Porsche 911 GT3 R (992)	PROAM	7	255.3	3	254.7	6	254.7	8	254.7	9	254.7	15	254.8
20	54	CBRX by SPS	DEU	Dexter Müller	CHE	Yannick Mettler	CHE	Mercedes AMG GT3 EVO	PROAM	8	255.3	9	255.3	11	254.7	21	254.1	16	254.1	24	254.7
21	75	Team ISR	CZE	Filip Salaquarda	CZE	Libor Milota	CZE	Audi R8 LMS GT3 EVO II	PROAM	9	255.3	3	254.7	7	254.1	6	254.1	9	253.5	4	254.3
22	77	BDR Competition / BDR Grupo Prom Racing Team	BEL	Alfredo Hernández	MEX			Mercedes AMG GT3 EVO	AM	2	255.3	11	250.5	9	249.4	10	249.4	21	248.8	14	250.7
23	108	Vimana by GetSpeed	DEU	Ameerh Naran	ZWE	Tom Jackson	GBR	Mercedes AMG GT3 EVO	PROAM	10	255.3	7	254.7	4	254.1	10	254.1	11	253.5	12	254.3
24	21	AF Corse	ITA	Gino Forgione	CHE	Michele Rugolo	ITA	Ferrari 296 GT3	AM	3	254.7	5	254.1	9	254.1	25	253.5	4	253.5	8	253.9
25	55	AF Corse	ITA	Laurent De Meeus	BEL	Vincent Abril	FRA	Ferrari 296 GT3	PROAM	11	254.7	4	254.7	5	254.7	6	254.1	24	252.9	3	254.2
26	19	Oregon Team	ITA	Robin Rogalski	POL	Filip Ugran	ROU	Lamborghini Huracán GT3 EVO2	PRO	12	254.1	4	254.1	5	252.9	6	252.9	10	252.9	14	253.4
27	86	Team Thor	ISL	Audunn Gudmundsson	ISL	Thorvaldur Gissurarson	ISL	Porsche 911 GT3 R (992)	AM	4	254.1	8	253.5	11	252.9	4	252.9	5	252.9	6	253.2
28	80	Mertel Motorsport	DEU	Luca Ludwig	DEU	Iván Velasco	ESP	Ferrari 488 GT3 Evo	PROAM	12	253.5	3	253.5	5	252.9	4	252.3	2	250.0	7	252.4
29	63	Oregon Team	ITA	Antoine Doquin	FRA	Artem Petrov	ISR	Lamborghini Huracán GT3 EVO2	PRO	13	252.9	4	252.9	10	252.3	24	251.7	23	251.7	25	252.3
30	10	Iron Lynx	ITA	Brenton Grove	AUS	Stephen Grove	AUS	Mercedes AMG GT3 EVO	PROAM	13	252.3	3	252.3	5	251.7	6	251.1	22	250.5	10	251.6
31	188	Garage 59	GBR	Mark Sansom	GBR	Miguel Ramos	PRT	McLaren 720S GT3 EVO	AM	5	252.3	18	252.3	19	251.7	14	251.7	27	251.1	6	251.8

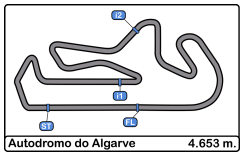

Autodromo Int. do Algarve

International GT Open

Free practice - 1

Fastest Laps Sequence

Lap	Time of Day	Session Time	Nº	Entrant/Team	Nat	Driver 1	Nat	Driver 2	Nat	Vehicle	Cat	Time	Km/h
2	10:49:36.608	3:36.608	**51**	AF Corse	ITA	Carl Bennett	THA	Tommaso Mosca	ITA	Ferrari 296 GT3	PRO	**1:44.590**	160.1
2	10:49:43.465	3:43.465	**10**	Iron Lynx	ITA	Brenton Grove	AUS	Stephen Grove	AUS	Mercedes AMG GT3 EVO	PROAM	**1:43.605**	161.6
2	10:49:46.903	3:46.903	**31**	Car Collection Motorsport	DEU	Hash	USA	Alex Fontana	CHE	Porsche 911 GT3 R (992)	PROAM	**1:42.584**	163.2
2	10:50:02.567	4:02.567	**65**	Team Motopark	DEU	Heiko Neumann	DEU	Lukas Dunner	AUT	Mercedes AMG GT3 EVO	PROAM	**1:42.214**	163.8
3	10:51:32.247	5:32.247	**18**	Dinamic GT	ITA	Alexey Nesov	ND	Maksim Kizilov	ND	Porsche 911 GT3 R (992)	PRO	**1:42.095**	164.0
3	10:51:44.618	5:44.618	**65**	Team Motopark	DEU	Heiko Neumann	DEU	Lukas Dunner	AUT	Mercedes AMG GT3 EVO	PROAM	**1:42.051**	164.1
2	10:53:39.346	7:39.346	**9**	GetSpeed	DEU	Anthony Bartone	USA	Fabian Schiller	DEU	Mercedes AMG GT3 EVO	PRO	**1:42.017**	164.1
3	10:55:21.191	9:21.191	**9**	GetSpeed	DEU	Anthony Bartone	USA	Fabian Schiller	DEU	Mercedes AMG GT3 EVO	PRO	**1:41.845**	164.4
3	10:56:04.443	10:04.443	**20**	SPS Automotive Performance	DEU	Valentin Pierburg	DEU	Dominik Baumann	AUT	Mercedes AMG GT3 EVO	PROAM	**1:41.721**	164.6

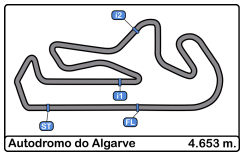

Autodromo Int. do Algarve
International GT Open
Free practice - 1
Event Best Maximum Speed

Nº	Entrant/Team	Nat	Driver 1	Nat	Driver 2	Nat	Vehicle	Cat	Km/h	Session
75	Team ISR	CZE	Filip Salaquarda	CZE	Libor Milota	CZE	Audi R8 LMS GT3 EVO II	PROAM	269.3	Private test - 2
82	GetSpeed	DEU	Marcelo Ramírez	MEX	Ralf Aron	EST	Mercedes AMG GT3 EVO	PRO	267.9	Private test - 2
51	AF Corse	ITA	Carl Bennett	THA	Tommaso Mosca	ITA	Ferrari 296 GT3	PRO	267.9	Private test - 2
9	GetSpeed	DEU	Anthony Bartone	USA	Fabian Schiller	DEU	Mercedes AMG GT3 EVO	PRO	267.9	Private test - 2
79	Tsunami RT	SMR	Johannes Zelger	ITA	Fabio Babini	ITA	Porsche 911 GT3 R (992)	PROAM	267.9	Private test - 2
4	Optimum Motorsport	GBR	Michael Porter	GBR	Zac Meakin	GBR	McLaren 720S GT3 EVO	PRO	267.3	Private test - 2
86	Team Thor	ISL	Audunn Gudmundsson	ISL	Thorvaldur Gissurarson	ISL	Porsche 911 GT3 R (992)	AM	266.6	Private test - 2
30									266.6	Private test - 2
17	Elite Motorsport with Entire Race Engineering	GBR	Tom Lebbon	GBR	Tom Emson	GBR	Ferrari 296 GT3	PRO	266.6	Private test - 2
777	Olimp Racing	POL	Marcin Jedliński	POL	Karol Basz	POL	Ferrari 296 GT3	PROAM	266.6	Private test - 2
11	Team Motopark	DEU	Levente Révész	HUN	Matteo Cairoli	ITA	Mercedes AMG GT3 EVO	PRO	266.6	Private test - 2
18	Dinamic GT	ITA	Alexey Nesov	ND	Maksim Kizilov	ND	Porsche 911 GT3 R (992)	PRO	266.0	Private test - 1
13	Team Motopark	DEU	Robert Visoiu	ROU	Niklas Krütten	DEU	Mercedes AMG GT3 EVO	PRO	266.0	Private test - 2
65	Team Motopark	DEU	Heiko Neumann	DEU	Lukas Dunner	AUT	Mercedes AMG GT3 EVO	PROAM	266.0	Private test - 2
33	Greystone GT	GBR	Dean Macdonald	GBR	James Kell	GBR	McLaren 720S GT3 EVO	PRO	266.0	Private test - 2
26	Sainteloc Racing	FRA	Michael Blanchemain	FRA	Marcus Påverud	NOR	Audi R8 LMS GT3 EVO II	PROAM	266.0	Private test - 2
21	AF Corse	ITA	Gino Forgione	CHE	Michele Rugolo	ITA	Ferrari 296 GT3	AM	265.3	Private test - 2
28	BDR Competition / BDR Grupo Prom Racing Team	BEL	Amaury Bonduel	FRA	Luis Michael Dörrbecker	MEX	Mercedes AMG GT3 EVO	PRO	265.3	Private test - 2
5	Olimp Racing	POL	Stanislaw Jedliński	POL	Krystian Korzeniowski	POL	Ferrari 296 GT3	AM	265.3	Private test - 2
1	Eastalent Racing	AUT	Simon Reicher	AUT	Christopher Haase	DEU	Audi R8 LMS GT3 EVO II	PRO	265.3	Private test - 2
20	SPS Automotive Performance	DEU	Valentin Pierburg	DEU	Dominik Baumann	AUT	Mercedes AMG GT3 EVO	PROAM	264.7	Private test - 2
80	Mertel Motorsport	DEU	Luca Ludwig	DEU	Iván Velasco	ESP	Ferrari 488 GT3 Evo	PROAM	264.7	Private test - 2
188	Garage 59	GBR	Mark Sansom	GBR	Miguel Ramos	PRT	McLaren 720S GT3 EVO	AM	264.7	Private test - 2
10	Iron Lynx	ITA	Brenton Grove	AUS	Stephen Grove	AUS	Mercedes AMG GT3 EVO	PROAM	264.7	Private test - 2
54	CBRX by SPS	DEU	Dexter Müller	CHE	Yannick Mettler	CHE	Mercedes AMG GT3 EVO	PROAM	264.7	Private test - 2
19	Oregon Team	ITA	Robin Rogalski	POL	Filip Ugran	ROU	Lamborghini Huracán GT3 EVO2	PRO	264.0	Private test - 2
55	AF Corse	ITA	Laurent De Meeus	BEL	Vincent Abril	FRA	Ferrari 296 GT3	PROAM	264.0	Private test - 2
6	GetSpeed	DEU	Steve Jans	LUX	Aaron Walker	GBR	Mercedes AMG GT3 EVO	PROAM	263.4	Private test - 2
63	Oregon Team	ITA	Antoine Doquin	FRA	Artem Petrov	ISR	Lamborghini Huracán GT3 EVO2	PRO	262.7	Private test - 2
77	BDR Competition / BDR Grupo Prom Racing Team	BEL	Alfredo Hernández	MEX			Mercedes AMG GT3 EVO	AM	261.5	Private test - 2
31	Car Collection Motorsport	DEU	Hash	USA	Alex Fontana	CHE	Porsche 911 GT3 R (992)	PROAM	255.3	Free practice - 1
108	Vimana by GetSpeed	DEU	Ameerh Naran	ZWE	Tom Jackson	GBR	Mercedes AMG GT3 EVO	PROAM	255.3	Free practice - 1

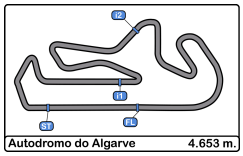

Autodromo Int. do Algarve
International GT Open
Free practice - 1
Pit Stop Analysis

1 — Simon Reicher — Audi R8 LMS GT3 EVO II
PRO — Christopher Haase — Eastalent Racing

Nº	In Day Time	In Time	Out Time	Pit Time	T. Pit Time	Handicap	Diff.
1	10:58:03.495	10:58:03.495	10:59:24.103	1:20.608	1:20.608		
2	11:06:27.668	11:06:27.668	11:11:03.768	4:36.100	5:56.708		
3	11:16:28.956	11:16:28.956	11:19:24.109	2:55.153	8:51.861		
4	11:26:26.583	11:26:26.583	11:27:46.885	1:20.302	10:12.163		
5	11:34:59.307	11:34:59.307	11:37:46.201	2:46.894	12:59.057		

4 — Michael Porter — McLaren 720S GT3 EVO
PRO — Zac Meakin — Optimum Motorsport

Nº	In Day Time	In Time	Out Time	Pit Time	T. Pit Time	Handicap	Diff.
1	11:00:25.555	11:00:25.555	11:01:45.813	1:20.258	1:20.258		
2	11:12:16.343	11:12:16.343	11:14:45.942	2:29.599	3:49.857		
3	11:25:14.162	11:25:14.162	11:35:30.217	10:16.055	14:05.912		

5 — Stanislaw Jedliński — Ferrari 296 GT3
AM — Krystian Korzeniowski — Olimp Racing

Nº	In Day Time	In Time	Out Time	Pit Time	T. Pit Time	Handicap	Diff.
1	11:03:25.876	11:03:25.876	11:05:58.113	2:32.237	2:32.237		
2	11:13:01.272	11:13:01.272	11:17:52.885	4:51.613	7:23.850		
3	11:28:25.092	11:28:25.092	11:30:36.609	2:11.517	9:35.367		
4	11:35:52.038	11:35:52.038	11:40:00.801	4:08.763	13:44.130		

6 — Steve Jans — Mercedes AMG GT3 EVO
PROAM — Aaron Walker — GetSpeed

Nº	In Day Time	In Time	Out Time	Pit Time	T. Pit Time	Handicap	Diff.
1	10:57:32.900	10:57:32.900	11:00:26.878	2:53.978	2:53.978		
2	11:10:50.870	11:10:50.870	11:17:00.294	6:09.424	9:03.402		
3	11:31:01.117	11:31:01.117	11:32:53.504	1:52.387	10:55.789		

9 — Anthony Bartone — Mercedes AMG GT3 EVO
PRO — Fabian Schiller — GetSpeed

Nº	In Day Time	In Time	Out Time	Pit Time	T. Pit Time	Handicap	Diff.
1	10:57:04.968	10:57:04.968	10:58:25.785	1:20.817	1:20.817		
2	11:10:37.614	11:10:37.614	11:15:06.111	4:28.497	5:49.314		
3	11:23:42.956	11:23:42.956	11:25:15.424	1:32.468	7:21.782		
4	11:33:51.032	11:33:51.032	11:35:40.050	1:49.018	9:10.800		

10 — Brenton Grove — Mercedes AMG GT3 EVO
PROAM — Stephen Grove — Iron Lynx

Nº	In Day Time	In Time	Out Time	Pit Time	T. Pit Time	Handicap	Diff.
1	10:56:46.201	10:56:46.201	10:59:26.523	2:40.322	2:40.322		
2	11:10:22.105	11:10:22.105	11:12:36.847	2:14.742	4:55.064		
3	11:19:44.096	11:19:44.096	11:21:15.073	1:30.977	6:26.041		
4	11:24:44.989	11:24:44.989	11:26:08.286	1:23.297	7:49.338		
5	11:36:34.878	11:36:34.878	11:37:55.275	1:20.397	9:09.735		

11 — Levente Révész — Mercedes AMG GT3 EVO
PRO — Matteo Cairoli — Team Motopark

Nº	In Day Time	In Time	Out Time	Pit Time	T. Pit Time	Handicap	Diff.
1	11:03:39.955	11:03:39.955	11:05:56.490	2:16.535	2:16.535		
2	11:16:22.614	11:16:22.614	11:27:29.531	11:06.917	13:23.452		
3	11:37:14.639	11:37:14.639	11:39:26.235	2:11.596	15:35.048		

13 — Robert Visoiu — Mercedes AMG GT3 EVO
PRO — Niklas Krütten — Team Motopark

Nº	In Day Time	In Time	Out Time	Pit Time	T. Pit Time	Handicap	Diff.
1	11:04:41.020	11:04:41.020	11:10:06.098	5:25.078	5:25.078		
2	11:25:52.887	11:25:52.887	11:28:42.896	2:50.009	8:15.087		
3	11:35:42.511	11:35:42.511	11:40:25.893	4:43.382	12:58.469		

17 — Tom Lebbon — Ferrari 296 GT3
PRO — Tom Emson — Elite Motorsport

Nº	In Day Time	In Time	Out Time	Pit Time	T. Pit Time	Handicap	Diff.
1	10:57:17.777	10:57:17.777	11:07:00.605	9:42.828	9:42.828		
2	11:22:36.946	11:22:36.946	11:24:41.919	2:04.973	11:47.801		

18 — Alexey Nesov — Porsche 911 GT3 R (992)
PRO — Maksim Kizilov — Dinamic GT

Nº	In Day Time	In Time	Out Time	Pit Time	T. Pit Time	Handicap	Diff.
1	10:56:50.244	10:56:50.244	10:59:10.143	2:19.899	2:19.899		
2	11:11:11.840	11:11:11.840	11:13:13.830	2:01.990	4:21.889		

19 — Robin Rogalski — Lamborghini Huracán GT3 EVO2
PRO — Filip Ugran — Oregon Team

Nº	In Day Time	In Time	Out Time	Pit Time	T. Pit Time	Handicap	Diff.
1	11:01:11.054	11:01:11.054	11:02:31.120	1:20.066	1:20.066		
2	11:20:09.963	11:20:09.963	11:21:30.735	1:20.772	2:40.838		
3	11:28:38.645	11:28:38.645	11:30:12.756	1:34.111	4:14.949		

20 — Valentin Pierburg — Mercedes AMG GT3 EVO
PROAM — Dominik Baumann — SPS Automotive Performance

Nº	In Day Time	In Time	Out Time	Pit Time	T. Pit Time	Handicap	Diff.
1	10:57:54.713	10:57:54.713	11:01:22.258	3:27.545	3:27.545		
2	11:15:09.183	11:15:09.183	11:19:52.350	4:43.167	8:10.712		
3	11:26:46.606	11:26:46.606	11:29:15.859	2:29.253	10:39.965		

21 — Gino Forgione — Ferrari 296 GT3
AM — Michele Rugolo — AF Corse

Nº	In Day Time	In Time	Out Time	Pit Time	T. Pit Time	Handicap	Diff.
1	11:03:36.371	11:03:36.371	11:09:02.568	5:26.197	5:26.197		
2	11:27:20.844	11:27:20.844	11:30:20.743	2:59.899	8:26.096		
3	11:35:41.717	11:35:41.717	11:37:13.535	1:31.818	9:57.914		

26 — Michael Blanchemain — Audi R8 LMS GT3 EVO II
PROAM — Marcus Påverud — Sainteloc Racing

Nº	In Day Time	In Time	Out Time	Pit Time	T. Pit Time	Handicap	Diff.
1	10:58:18.202	10:58:18.202	11:00:08.555	1:50.353	1:50.353		
2	11:07:19.567	11:07:19.567	11:12:47.860	5:28.293	7:18.646		
3	11:18:31.426	11:18:31.426	11:22:22.450	3:51.024	11:09.670		
4	11:31:07.638	11:31:07.638	11:40:35.998	9:28.360	20:38.030		

28 — Amaury Bonduel — Mercedes AMG GT3 EVO
PRO — Luis Michael Dörrbecker — BDR Grupo Prom Racing Team

Nº	In Day Time	In Time	Out Time	Pit Time	T. Pit Time	Handicap	Diff.
1	11:01:40.698	11:01:40.698	11:05:40.762	4:00.064	4:00.064		
2	11:12:36.853	11:12:36.853	11:14:59.624	2:22.771	6:22.835		
3	11:31:06.730	11:31:06.730	11:32:57.500	1:50.770	8:13.605		

31 — Hash — Porsche 911 GT3 R (992)
PROAM — Alex Fontana — Car Collection Motorsport

Nº	In Day Time	In Time	Out Time	Pit Time	T. Pit Time	Handicap	Diff.
1	11:02:01.638	11:02:01.638	11:05:36.490	3:34.852	3:34.852		
2	11:29:11.958	11:29:11.958	11:30:32.027	1:20.069	4:54.921		
3	11:37:40.783	11:37:40.783	11:39:27.954	1:47.171	6:42.092		

33 — Dean Macdonald — McLaren 720S GT3 EVO
PRO — James Kell — Greystone GT

Nº	In Day Time	In Time	Out Time	Pit Time	T. Pit Time	Handicap	Diff.
1	11:06:12.410	11:06:12.410	11:08:13.415	2:01.005	2:01.005		
2	11:16:51.688	11:16:51.688	11:18:37.186	1:45.498	3:46.503		
3	11:23:50.261	11:23:50.261	11:26:07.370	2:17.109	6:03.612		
4	11:36:41.188	11:36:41.188	11:39:48.098	3:06.910	9:10.522		

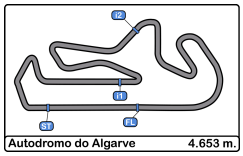

Autodromo Int. do Algarve
International GT Open
Free practice - 1
Pit Stop Analysis

51 — Carl Bennett — Ferrari 296 GT3
PRO — Tommaso Mosca — AF Corse

Nº	In Day Time	In Time	Out Time	Pit Time	T. Pit Time	Handicap	Diff.
1	11:07:01.780	11:07:01.780	11:08:53.415	1:51.635	1:51.635		
2	11:16:01.280	11:16:01.280	11:22:43.053	6:41.773	8:33.408		

54 — Dexter Müller — Mercedes AMG GT3 EVO
PROAM — Yannick Mettler — SPS Automotive Performance

Nº	In Day Time	In Time	Out Time	Pit Time	T. Pit Time	Handicap	Diff.
1	11:04:24.094	11:04:24.094	11:07:23.858	2:59.764	2:59.764		
2	11:14:20.733	11:14:20.733	11:15:56.177	1:35.444	4:35.208		
3	11:35:37.278	11:35:37.278	11:38:01.910	2:24.632	6:59.840		

55 — Laurent De Meeus — Ferrari 296 GT3
PROAM — Vincent Abril — AF Corse

Nº	In Day Time	In Time	Out Time	Pit Time	T. Pit Time	Handicap	Diff.
1	10:58:06.125	10:58:06.125	11:03:23.798	5:17.673	5:17.673		
2	11:30:32.931	11:30:32.931	11:33:04.853	2:31.922	7:49.595		

63 — Antoine Doquin — Lamborghini Huracán GT3 EVO2
PRO — Artem Petrov — Oregon Team

Nº	In Day Time	In Time	Out Time	Pit Time	T. Pit Time	Handicap	Diff.
1	11:04:10.539	11:04:10.539	11:05:45.535	1:34.996	1:34.996		
2	11:23:10.159	11:23:10.159	11:24:21.600	1:11.441	2:46.437		

65 — Heiko Neumann — Mercedes AMG GT3 EVO
PROAM — Lukas Dunner — Team Motopark

Nº	In Day Time	In Time	Out Time	Pit Time	T. Pit Time	Handicap	Diff.
1	10:53:35.836	10:53:35.836	10:56:56.627	3:20.791	3:20.791		
2	11:02:05.857	11:02:05.857	11:03:12.644	1:06.787	4:27.578		
3	11:08:22.094	11:08:22.094	11:11:01.320	2:39.226	7:06.804		
4	11:14:29.142	11:14:29.142	11:16:59.132	2:29.990	9:36.794		
5	11:36:38.201	11:36:38.201	11:38:47.459	2:09.258	11:46.052		

75 — Filip Salaquarda — Audi R8 LMS GT3 EVO II
PROAM — Libor Milota — Team ISR

Nº	In Day Time	In Time	Out Time	Pit Time	T. Pit Time	Handicap	Diff.
1	11:04:31.935	11:04:31.935	11:07:02.590	2:30.655	2:30.655		
2	11:17:48.111	11:17:48.111	11:22:04.450	4:16.339	6:46.994		
3	11:27:30.330	11:27:30.330	11:33:27.554	5:57.224	12:44.218		

77 — Alfredo Hernández — Mercedes AMG GT3 EVO
AM — BDR Grupo Prom Racing Team

Nº	In Day Time	In Time	Out Time	Pit Time	T. Pit Time	Handicap	Diff.
1	10:58:14.955	10:58:14.955	10:59:47.147	1:32.192	1:32.192		
2	11:10:39.494	11:10:39.494	11:13:38.249	2:58.755	4:30.947		
3	11:21:14.751	11:21:14.751	11:29:58.478	8:43.727	13:14.674		

79 — Johannes Zelger — Porsche 911 GT3 R (992)
PROAM — Fabio Babini — Tsunami RT

Nº	In Day Time	In Time	Out Time	Pit Time	T. Pit Time	Handicap	Diff.
1	11:00:19.484	11:00:19.484	11:03:10.908	2:51.424	2:51.424		
2	11:14:10.636	11:14:10.636	11:15:30.804	1:20.168	4:11.592		
3	11:24:33.315	11:24:33.315	11:27:27.144	2:53.829	7:05.421		

80 — Luca Ludwig — Ferrari 488 GT3 Evo
PROAM — Iván Velasco — Mertel Motorsport

Nº	In Day Time	In Time	Out Time	Pit Time	T. Pit Time	Handicap	Diff.
1	11:01:08.888	11:01:08.888	11:13:59.912	12:51.024	12:51.024		
2	11:17:32.205	11:17:32.205	11:23:42.087	6:09.882	19:00.906		
3	11:30:56.461	11:30:56.461	11:34:28.262	3:31.801	22:32.707		
4	11:36:24.695	11:36:24.695	11:37:59.628	1:34.933	24:07.640		

82 — Marcelo Ramírez — Mercedes AMG GT3 EVO
PRO — Ralf Aron — GetSpeed

Nº	In Day Time	In Time	Out Time	Pit Time	T. Pit Time	Handicap	Diff.
1	11:11:53.922	11:11:53.922	11:13:50.131	1:56.209	1:56.209		
2	11:24:15.967	11:24:15.967	11:26:10.713	1:54.746	3:50.955		
3	11:27:54.870	11:27:54.870	11:31:04.807	3:09.937	7:00.892		

86 — Audunn Gudmundsson — Porsche 911 GT3 R (992)
AM — Thorvaldur Gissurarson — Team Thor

Nº	In Day Time	In Time	Out Time	Pit Time	T. Pit Time	Handicap	Diff.
1	10:59:02.225	10:59:02.225	11:05:21.942	6:19.717	6:19.717		
2	11:14:22.152	11:14:22.152	11:20:25.366	6:03.214	12:22.931		

108 — Ameerh Naran — Mercedes AMG GT3 EVO
PROAM — Tom Jackson — GetSpeed

Nº	In Day Time	In Time	Out Time	Pit Time	T. Pit Time	Handicap	Diff.
1	10:58:26.563	10:58:26.563	11:02:21.453	3:54.890	3:54.890		
2	11:12:58.678	11:12:58.678	11:14:19.499	1:20.821	5:15.711		
3	11:16:04.965	11:16:04.965	11:23:36.893	7:31.928	12:47.639		
4	11:35:53.749	11:35:53.749	11:37:14.842	1:21.093	14:08.732		

188 — Mark Sansom — McLaren 720S GT3 EVO
AM — Miguel Ramos — Garage 59

Nº	In Day Time	In Time	Out Time	Pit Time	T. Pit Time	Handicap	Diff.
1	11:03:14.894	11:03:14.894	11:05:47.433	2:32.539	2:32.539		
2	11:16:27.391	11:16:27.391	11:18:30.613	2:03.222	4:35.761		
3	11:33:02.685	11:33:02.685	11:35:19.073	2:16.388	6:52.149		

777 — Marcin Jedliński — Ferrari 296 GT3
PROAM — Karol Basz — Olimp Racing

Nº	In Day Time	In Time	Out Time	Pit Time	T. Pit Time	Handicap	Diff.
1	10:57:02.923	10:57:02.923	11:00:31.362	3:28.439	3:28.439		
2	11:05:46.320	11:05:46.320	11:10:30.285	4:43.965	8:12.404		
3	11:17:58.131	11:17:58.131	11:20:02.796	2:04.665	10:17.069		
4	11:32:49.319	11:32:49.319	11:40:43.014	7:53.695	18:10.764		

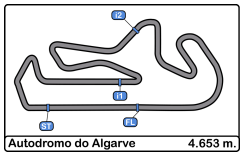

Autodromo Int. do Algarve

International GT Open

Free practice - 1

Weather Report

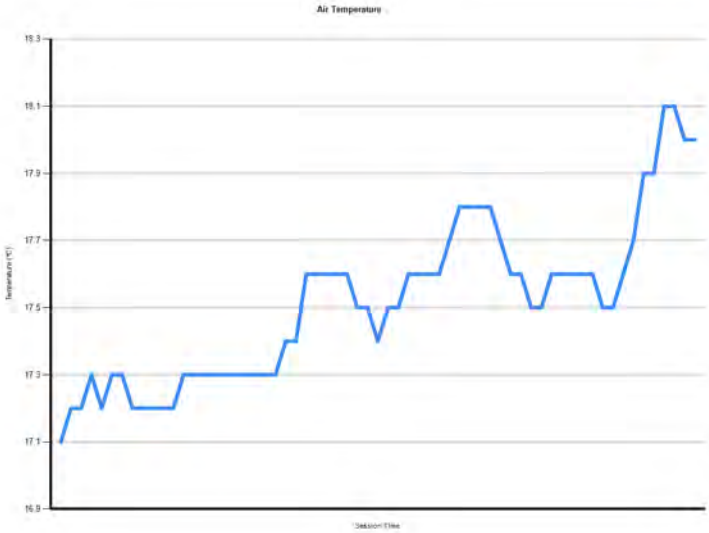

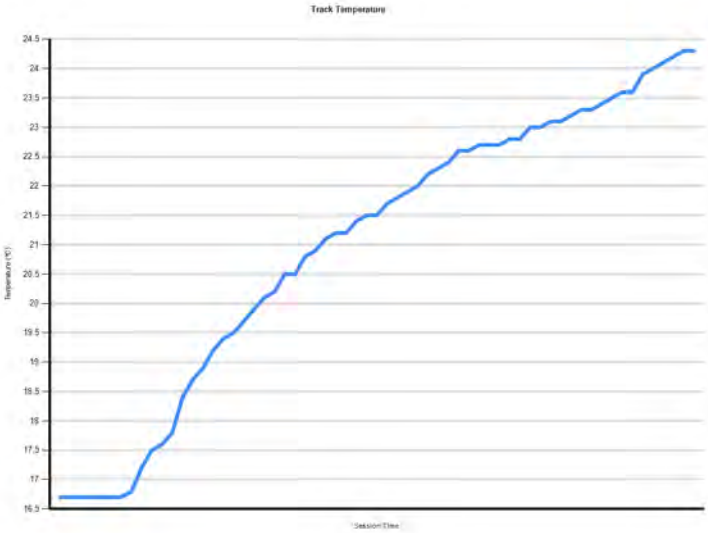

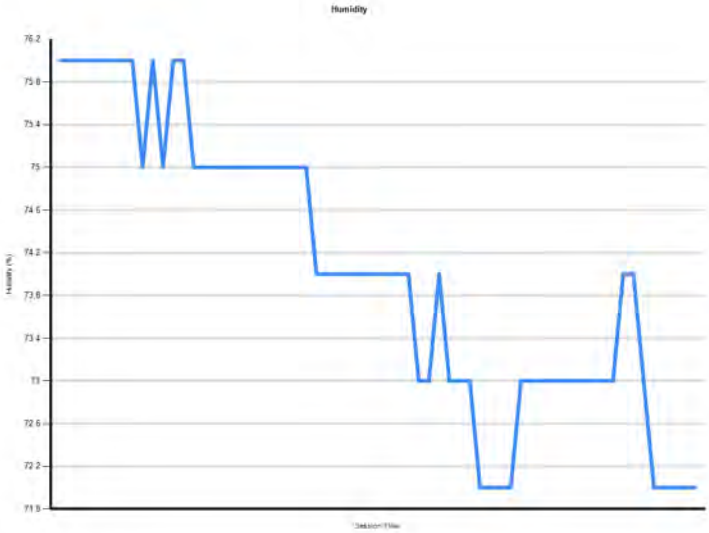

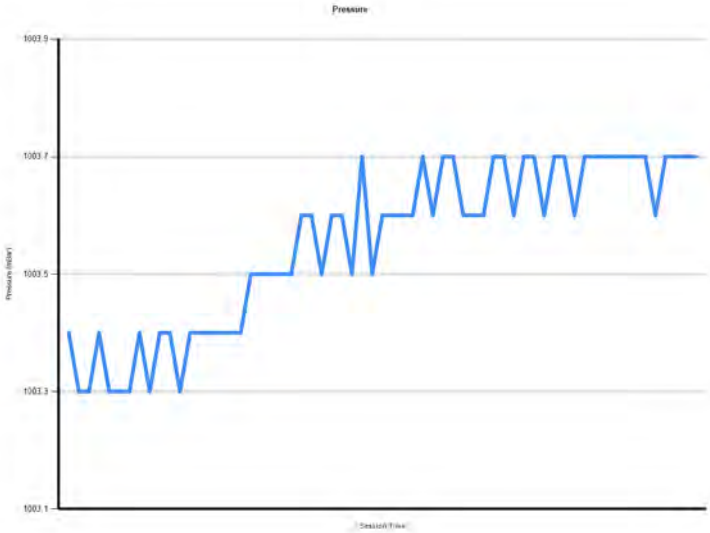

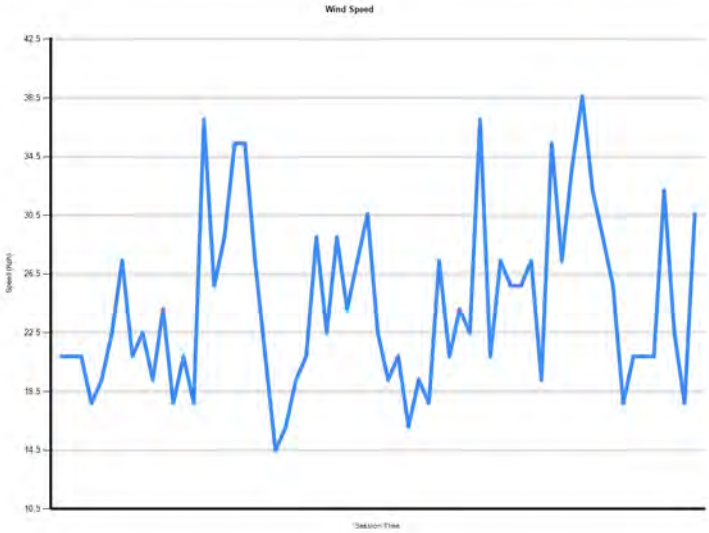

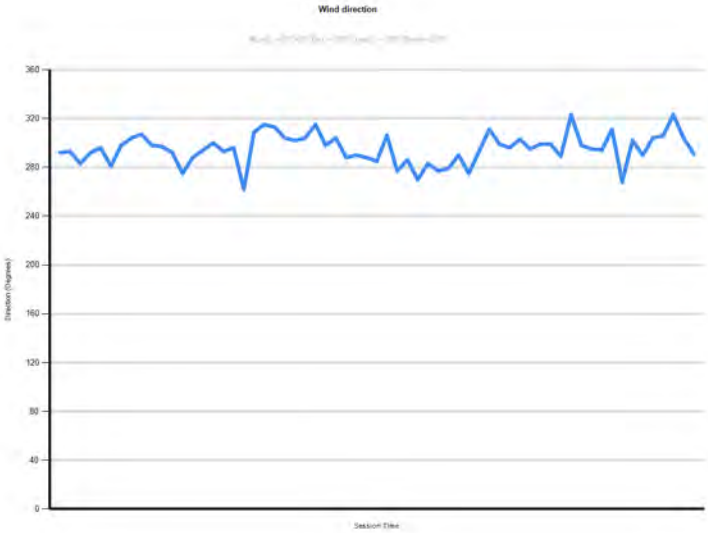

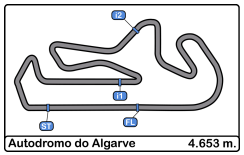

Autodromo do Algarve 4.653 m.

Autodromo Int. do Algarve
International GT Open
Free practice - 2
Provisional Results

Cls	Nº	Entrant/Team	Nat	Driver 1	Nat	Driver 2	Nat	Vehicle	Cat	Cls	Laps	Best	Time	Gap	Interval	Km/h
1	31	Car Collection Motorsport	DEU	Hash	USA	Alex Fontana	CHE	Porsche 911 GT3 R (992)	PROAM	1	28	27	1:42.247			163.8
2	11	Team Motopark	DEU	Levente Révész	HUN	Matteo Cairoli	ITA	Mercedes AMG GT3 EVO	PRO	1	23	4	1:42.404	0.157	0.157	163.5
3	9	GetSpeed	DEU	Anthony Bartone	USA	Fabian Schiller	DEU	Mercedes AMG GT3 EVO	PRO	2	27	20	1:42.635	0.388	0.231	163.2
4	54	CBRX by SPS	DEU	Dexter Müller	CHE	Yannick Mettler	CHE	Mercedes AMG GT3 EVO	PROAM	2	27	4	1:42.760	0.513	0.125	163.0
5	20	SPS Automotive Performance	DEU	Valentin Pierburg	DEU	Dominik Baumann	AUT	Mercedes AMG GT3 EVO	PROAM	3	26	7	1:42.795	0.548	0.035	162.9
6	82	GetSpeed	DEU	Marcelo Ramírez	MEX	Ralf Aron	EST	Mercedes AMG GT3 EVO	PRO	3	27	16	1:42.912	0.665	0.117	162.7
7	80	Mertel Motorsport	DEU	Luca Ludwig	DEU	Iván Velasco	ESP	Ferrari 488 GT3 Evo	PROAM	4	9	4	1:42.933	0.686	0.021	162.7
8	1	Eastalent Racing	AUT	Simon Reicher	AUT	Christopher Haase	DEU	Audi R8 LMS GT3 EVO II	PRO	4	26	6	1:42.934	0.687	0.001	162.7
9	33	Greystone GT	GBR	Dean Macdonald	GBR	James Kell	GBR	McLaren 720S GT3 EVO	PRO	5	19	10	1:42.968	0.721	0.034	162.6
10	55	AF Corse	ITA	Laurent De Meeus	BEL	Vincent Abril	FRA	Ferrari 296 GT3	PROAM	5	21	7	1:43.079	0.832	0.111	162.5
11	18	Dinamic GT	ITA	Alexey Nesov	ND	Maksim Kizilov	ND	Porsche 911 GT3 R (992)	PRO	6	30	26	1:43.121	0.874	0.042	162.4
12	28	BDR Grupo Prom Racing Team	BEL	Amaury Bonduel	FRA	Luis Michael Dörrbecker	MEX	Mercedes AMG GT3 EVO	PRO	7	22	7	1:43.127	0.880	0.006	162.4
13	6	GetSpeed	DEU	Steve Jans	LUX	Aaron Walker	GBR	Mercedes AMG GT3 EVO	PROAM	6	26	4	1:43.388	1.141	0.261	162.0
14	75	Team ISR	CZE	Filip Salaquarda	CZE	Libor Milota	CZE	Audi R8 LMS GT3 EVO II	PROAM	7	25	8	1:43.388	1.141	0.000	162.0
15	21	AF Corse	ITA	Gino Forgione	CHE	Michele Rugolo	ITA	Ferrari 296 GT3	AM	1	30	7	1:43.414	1.167	0.026	161.9
16	4	Optimum Motorsport	GBR	Michael Porter	GBR	Zac Meakin	GBR	McLaren 720S GT3 EVO	PRO	8	14	6	1:43.437	1.190	0.023	161.9
17	777	Olimp Racing	POL	Marcin Jedliński	POL	Karol Basz	POL	Ferrari 296 GT3	PROAM	8	24	4	1:43.610	1.363	0.173	161.6
18	17	Elite Motorsport with Entire Race Engineering	GBR	Tom Lebbon	GBR	Tom Emson	GBR	Ferrari 296 GT3	PRO	9	25	10	1:43.730	1.483	0.120	161.4
19	51	AF Corse	ITA	Carl Bennett	THA	Tommaso Mosca	ITA	Ferrari 296 GT3	PRO	10	32	30	1:43.770	1.523	0.040	161.4
20	188	Garage 59	GBR	Mark Sansom	GBR	Miguel Ramos	PRT	McLaren 720S GT3 EVO	AM	2	23	11	1:43.843	1.596	0.073	161.3
21	13	Team Motopark	DEU	Robert Visoiu	ROU	Niklas Krütten	DEU	Mercedes AMG GT3 EVO	PRO	11	24	8	1:43.858	1.611	0.015	161.2
22	79	Tsunami RT	SMR	Johannes Zelger	ITA	Fabio Babini	ITA	Porsche 911 GT3 R (992)	PROAM	9	17	4	1:43.912	1.665	0.054	161.2
23	63	Oregon Team	ITA	Antoine Doquin	FRA	Artem Petrov	ISR	Lamborghini Huracán GT3 EVO2	PRO	12	15	3	1:43.959	1.712	0.047	161.1
24	10	Iron Lynx	ITA	Brenton Grove	AUS	Stephen Grove	AUS	Mercedes AMG GT3 EVO	PROAM	10	30	18	1:44.241	1.994	0.282	160.6
25	5	Olimp Racing	POL	Stanislaw Jedliński	POL	Krystian Korzeniowski	POL	Ferrari 296 GT3	AM	3	27	5	1:44.314	2.067	0.073	160.5
26	86	Team Thor	ISL	Audunn Gudmundsson	ISL	Thorvaldur Gissurarson	ISL	Porsche 911 GT3 R (992)	AM	4	32	18	1:44.500	2.253	0.186	160.2
27	26	Sainteloc Racing	FRA	Michael Blanchemain	FRA	Marcus Påverud	NOR	Audi R8 LMS GT3 EVO II	PROAM	11	23	17	1:44.522	2.275	0.022	160.2
28	19	Oregon Team	ITA	Robin Rogalski	POL	Filip Ugran	ROU	Lamborghini Huracán GT3 EVO2	PRO	13	24	8	1:45.019	2.772	0.497	159.5
29	108	Vimana by GetSpeed	DEU	Ameerh Naran	ZWE	Tom Jackson	GBR	Mercedes AMG GT3 EVO	PROAM	12	3	2	1:45.053	2.806	0.034	159.4
30	77	BDR Grupo Prom Racing Team	BEL	Alfredo Hernández	MEX			Mercedes AMG GT3 EVO	AM	5	19	8	1:46.645	4.398	1.592	157.0
31	65	Team Motopark	DEU	Heiko Neumann	DEU	Lukas Dunner	AUT	Mercedes AMG GT3 EVO	PROAM	13	3	3	3:05.262	1:23.015	1:18.617	90.4

Published at:.....

Track Temp: **33.5 °C** Air Temp: **21.9 °C** Humidity: **62 %** Track Status: **DRY**

Race Director: Alessandro Ferrari

Timekeeper: Luis García

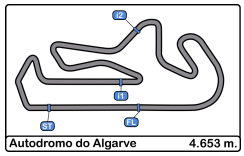

Autodromo Int. do Algarve
International GT Open
Free practice - 2
Track Limit

The Stewards, having received a report from Race Director, have considered the following matter and determine the following:

Session Free practice - 2

Fact The cars below did not use the track at the turns listed bellow

Infringement Breach of Appendix L Chapter IV Article 2 c) of the FIA International Sporting Code and Article 19.4/19.5 of the Sporting Regulations.

Decision Deletion of the lap times shown in accordance with Article 12.4.1.e of the FIA International Sporting Code.

Note
- Certain decisions of the Stewards ar subject to appeal (Article 15 of the FIA International Sporting Code).
- These penalties are not subject to appeal Article.12.3.4 of the FIA International Sporting Code and Article 16.5 of the Sporting Regulations.
- According to Article.12.3.3.b of the FIA International Sporting Code these decisions becomes immediately binding even in case of an appeal.

Ord	Turn	Nº	Driver	Entrant/Team	Time of Day	Lap Time
1	4	51	Bennett - Mosca	AF Corse	14:22:18.650	1:44.926
2	1	26	Blanchemain - Påverud	Sainteloc Racing	14:22:29.204	1:44.618
3	1	33	Macdonald - Kell	Greystone GT	14:22:43.012	1:56.218
4	1	20	Pierburg - Baumann	SPS Automotive Performance	14:22:49.647	1:43.740
5	1	777	Jedliński - Basz	Olimp Racing	14:23:07.166	1:44.648
6	4	9	Bartone - Schiller	GetSpeed	14:23:20.844	1:45.980
7	1	28	Bonduel - Dörrbecker	BDR Grupo Prom Racing Team	14:23:37.360	1:44.665
8	4	19	Rogalski - Ugran	Oregon Team	14:24:00.359	1:48.181
9	4	26	Blanchemain - Påverud	Sainteloc Racing	14:24:13.626	1:44.422
10	4	6	Jans - Walker	GetSpeed	14:24:24.459	1:43.994
11	1	777	Jedliński - Basz	Olimp Racing	14:24:50.762	1:43.596
12	4	63	Doquin - Petrov	Oregon Team	14:25:28.045	1:44.604
13	1	5	Jedliński - Korzeniowski	Olimp Racing	14:25:31.328	1:47.166
14	1	19	Rogalski - Ugran	Oregon Team	14:25:46.607	1:46.248
15	4	26	Blanchemain - Påverud	Sainteloc Racing	14:25:57.778	1:44.152
16	0	54	Müller - Mettler	CBRX by SPS	14:26:05.869	14:26:05.869
17	1	5	Jedliński - Korzeniowski	Olimp Racing	14:27:15.212	1:43.884
18	1	19	Rogalski - Ugran	Oregon Team	14:27:32.538	1:45.931
19	4	31	Hash - Fontana	Car Collection Motorsport	14:27:34.099	1:44.387
20	1	26	Blanchemain - Påverud	Sainteloc Racing	14:27:47.763	1:49.985
21	1	54	Müller - Mettler	CBRX by SPS	14:27:49.248	1:43.379
22	4	13	Visoiu - Krütten	Team Motopark	14:28:40.780	1:43.888
23	1	63	Doquin - Petrov	Oregon Team	14:28:56.469	1:44.465
24	4	19	Rogalski - Ugran	Oregon Team	14:29:18.925	1:46.387
25	1	79	Zelger - Babini	Tsunami RT	14:29:54.031	1:45.939
26	1	9	Bartone - Schiller	GetSpeed	14:30:21.243	1:44.114
27	4	13	Visoiu - Krütten	Team Motopark	14:30:24.735	1:43.955
28	1	86	Gudmundsson - Gissurarson	Team Thor	14:30:38.119	1:48.679
29	1	63	Doquin - Petrov	Oregon Team	14:30:41.450	1:44.981
30	1	5	Jedliński - Korzeniowski	Olimp Racing	14:30:43.794	1:44.268
31	4	77	Alfredo Hernández	BDR Grupo Prom Racing Team	14:31:11.550	1:47.129
32	1	79	Zelger - Babini	Tsunami RT	14:31:37.436	1:43.405
33	1	9	Bartone - Schiller	GetSpeed	14:32:04.822	1:43.579
34	4	63	Doquin - Petrov	Oregon Team	14:32:26.934	1:45.484
35	1	5	Jedliński - Korzeniowski	Olimp Racing	14:32:28.033	1:44.239
36	4	77	Alfredo Hernández	BDR Grupo Prom Racing Team	14:32:58.299	1:46.749
37	1	54	Müller - Mettler	CBRX by SPS	14:32:58.482	1:43.138
38	1	21	Forgione - Rugolo	AF Corse	14:33:06.801	1:53.425
39	4	6	Jans - Walker	GetSpeed	14:33:10.075	1:51.333

The Stewards:

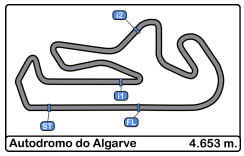

Autodromo Int. do Algarve
International GT Open
Free practice - 2
Track Limit

The Stewards, having received a report from Race Director, have considered the following matter and determine the following:

Session Free practice - 2

Fact The cars below did not use the track at the turns listed bellow

Infringement Breach of Appendix L Chapter IV Article 2 c) of the FIA International Sporting Code and Article 19.4/19.5 of the Sporting Regulations.

Decision Deletion of the lap times shown in accordance with Article 12.4.1.e of the FIA International Sporting Code.

Note
- Certain decisions of the Stewards ar subject to appeal (Article 15 of the FIA International Sporting Code).
- These penalties are not subject to appeal Article.12.3.4 of the FIA International Sporting Code and Article 16.5 of the Sporting Regulations.
- According to Article.12.3.3.b of the FIA International Sporting Code these decisions becomes immediately binding even in case of an appeal.

Ord	Turn	Nº	Driver	Entrant/Team	Time of Day	Lap Time
40	1	33	Macdonald - Kell	Greystone GT	14:33:16.998	1:43.459
41	1	28	Bonduel - Dörrbecker	BDR Grupo Prom Racing Team	14:33:38.693	1:43.306
42	1	63	Doquin - Petrov	Oregon Team	14:34:11.649	1:44.715
43	1	777	Jedliński - Basz	Olimp Racing	14:34:27.916	1:43.140
44	4	54	Müller - Mettler	CBRX by SPS	14:34:43.854	1:45.372
45	4	9	Bartone - Schiller	GetSpeed	14:35:39.416	1:51.013
46	1	10	Grove - Grove	Iron Lynx	14:35:40.980	1:44.462
47	1	63	Doquin - Petrov	Oregon Team	14:36:01.466	1:49.817
48	4	82	Ramírez - Aron	GetSpeed	14:36:08.193	1:44.930
49	4	6	Jans - Walker	GetSpeed	14:36:11.291	3:01.216
50	1	26	Blanchemain - Påverud	Sainteloc Racing	14:36:13.588	1:49.933
51	1	777	Jedliński - Basz	Olimp Racing	14:36:18.272	1:50.356
52	1	77	Alfredo Hernández	BDR Grupo Prom Racing Team	14:36:31.440	1:46.496
53	4	28	Bonduel - Dörrbecker	BDR Grupo Prom Racing Team	14:37:12.511	1:50.691
54	4	13	Visoiu - Krütten	Team Motopark	14:37:29.748	1:44.601
55	1	86	Gudmundsson - Gissurarson	Team Thor	14:37:52.029	1:48.848
56	1	82	Ramírez - Aron	GetSpeed	14:37:52.873	1:44.680
57	4	77	Alfredo Hernández	BDR Grupo Prom Racing Team	14:38:25.650	1:54.210
58	1	10	Grove - Grove	Iron Lynx	14:39:09.583	1:44.305
59	4	9	Bartone - Schiller	GetSpeed	14:40:20.928	1:42.671
60	1	55	De Meeus - Abril	AF Corse	14:40:33.573	1:51.957
61	1	21	Forgione - Rugolo	AF Corse	14:40:35.323	1:48.358
62	1	13	Visoiu - Krütten	Team Motopark	14:40:57.919	1:44.313
63	4	31	Hash - Fontana	Car Collection Motorsport	14:42:33.363	1:49.071
64	1	51	Bennett - Mosca	AF Corse	14:43:03.030	1:43.448
65	4	9	Bartone - Schiller	GetSpeed	14:43:48.625	1:43.597
66	1	55	De Meeus - Abril	AF Corse	14:44:00.236	3:26.663
67	1	51	Bennett - Mosca	AF Corse	14:44:49.830	1:46.800
68	4	6	Jans - Walker	GetSpeed	14:44:52.722	1:43.985
69	1	79	Zelger - Babini	Tsunami RT	14:45:03.776	1:53.564
70	4	26	Blanchemain - Påverud	Sainteloc Racing	14:45:05.680	1:46.066
71	4	33	Macdonald - Kell	Greystone GT	14:45:07.891	1:43.870
72	4	9	Bartone - Schiller	GetSpeed	14:45:31.356	1:42.731
73	4	17	Lebbon - Emson	Elite Motorsport with Entire Race Engineering	14:45:35.411	1:43.780
74	1	19	Rogalski - Ugran	Oregon Team	14:46:31.871	1:45.449
75	4	54	Müller - Mettler	CBRX by SPS	14:46:39.603	1:48.206
76	1	86	Gudmundsson - Gissurarson	Team Thor	14:46:49.250	1:47.419
77	4	28	Bonduel - Dörrbecker	BDR Grupo Prom Racing Team	14:46:56.021	9:43.510
78	4	63	Doquin - Petrov	Oregon Team	14:47:49.881	1:44.966

The Stewards:

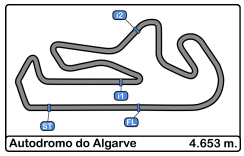

Autodromo Int. do Algarve
International GT Open
Free practice - 2
Track Limit

The Stewards, having received a report from Race Director, have considered the following matter and determine the following:

Session Free practice - 2

Fact The cars below did not use the track at the turns listed bellow

Infringement Breach of Appendix L Chapter IV Article 2 c) of the FIA International Sporting Code and Article 19.4/19.5 of the Sporting Regulations.

Decision Deletion of the lap times shown in accordance with Article 12.4.1.e of the FIA International Sporting Code.

Note
- Certain decisions of the Stewards ar subject to appeal (Article 15 of the FIA International Sporting Code).
- These penalties are not subject to appeal Article.12.3.4 of the FIA International Sporting Code and Article 16.5 of the Sporting Regulations.
- According to Article.12.3.3.b of the FIA International Sporting Code these decisions becomes immediately binding even in case of an appeal.

Ord	Turn	Nº	Driver	Entrant/Team	Time of Day	Lap Time
79	4	77	Alfredo Hernández	BDR Grupo Prom Racing Team	14:48:10.092	1:47.327
80	1	54	Müller - Mettler	CBRX by SPS	14:48:22.853	1:43.250
81	1	28	Bonduel - Dörrbecker	BDR Grupo Prom Racing Team	14:48:39.938	1:43.917
82	4	11	Révész - Cairoli	Team Motopark	14:49:09.757	1:43.692
83	1	55	De Meeus - Abril	AF Corse	14:49:30.841	1:54.365
84	4	13	Visoiu - Krütten	Team Motopark	14:49:43.462	1:46.175
85	4	10	Grove - Grove	Iron Lynx	14:51:21.688	3:34.830
86	1	80	Ludwig - Velasco	Mertel Motorsport	14:51:40.984	1:50.637
87	4	6	Jans - Walker	GetSpeed	14:51:42.985	3:14.224
88	1	77	Alfredo Hernández	BDR Grupo Prom Racing Team	14:51:45.425	1:48.181
89	1	33	Macdonald - Kell	Greystone GT	14:52:14.189	1:44.699
90	1	188	Sansom - Ramos	Garage 59	14:52:23.380	1:51.498
91	4	17	Lebbon - Emson	Elite Motorsport with Entire Race Engineering	14:52:30.544	1:43.724
92	4	10	Grove - Grove	Iron Lynx	14:53:06.067	1:44.379
93	4	777	Jedliński - Basz	Olimp Racing	14:53:46.801	1:45.594
94	4	20	Pierburg - Baumann	SPS Automotive Performance	14:53:54.933	1:44.651
95	1	33	Macdonald - Kell	Greystone GT	14:53:58.365	1:44.176
96	1	11	Révész - Cairoli	Team Motopark	14:54:20.203	1:43.333
97	4	6	Jans - Walker	GetSpeed	14:54:41.955	2:58.970
98	1	82	Ramírez - Aron	GetSpeed	14:55:01.629	1:48.236
99	1	80	Ludwig - Velasco	Mertel Motorsport	14:55:13.333	1:49.128
100	4	77	Alfredo Hernández	BDR Grupo Prom Racing Team	14:55:20.123	1:47.266
101	1	26	Blanchemain - Påverud	Sainteloc Racing	14:55:24.776	1:46.936
102	1	777	Jedliński - Basz	Olimp Racing	14:55:45.559	1:58.758
103	4	75	Salaquarda - Milota	Team ISR	14:56:33.972	1:49.575
104	1	26	Blanchemain - Påverud	Sainteloc Racing	14:57:09.415	1:44.639
105	4	77	Alfredo Hernández	BDR Grupo Prom Racing Team	14:57:15.179	1:55.056
106	4	5	Jedliński - Korzeniowski	Olimp Racing	14:57:30.543	1:53.160
107	1	19	Rogalski - Ugran	Oregon Team	14:57:32.273	2:09.348
108	4	777	Jedliński - Basz	Olimp Racing	14:57:33.550	1:47.991
109	4	82	Ramírez - Aron	GetSpeed	14:58:07.607	3:05.978
110	1	6	Jans - Walker	GetSpeed	14:58:16.935	1:50.106
111	1	10	Grove - Grove	Iron Lynx	14:58:23.612	1:48.974
112	1	26	Blanchemain - Påverud	Sainteloc Racing	14:58:53.602	1:44.187
113	4	5	Jedliński - Korzeniowski	Olimp Racing	14:59:24.088	1:53.545
114	1	17	Lebbon - Emson	Elite Motorsport with Entire Race Engineering	14:59:47.774	1:44.317
115	1	26	Blanchemain - Påverud	Sainteloc Racing	15:00:43.412	1:49.810
116	4	777	Jedliński - Basz	Olimp Racing	15:01:14.864	1:54.501
117	4	77	Alfredo Hernández	BDR Grupo Prom Racing Team	15:02:20.043	5:04.864

The Stewards:

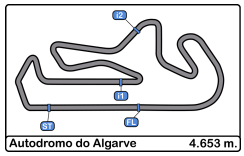

Autodromo Int. do Algarve
International GT Open
Free practice - 2
Track Limit

The Stewards, having received a report from Race Director, have considered the following matter and determine the following:

Session Free practice - 2

Fact The cars below did not use the track at the turns listed bellow

Infringement Breach of Appendix L Chapter IV Article 2 c) of the FIA International Sporting Code and Article 19.4/19.5 of the Sporting Regulations.

Decision Deletion of the lap times shown in accordance with Article 12.4.1.e of the FIA International Sporting Code.

Note
- Certain decisions of the Stewards ar subject to appeal (Article 15 of the FIA International Sporting Code).
- These penalties are not subject to appeal Article.12.3.4 of the FIA International Sporting Code and Article 16.5 of the Sporting Regulations.
- According to Article.12.3.3.b of the FIA International Sporting Code these decisions becomes immediately binding even in case of an appeal.

Ord	Turn	Nº	Driver	Entrant/Team	Time of Day	Lap Time
118	4	6	Jans - Walker	GetSpeed	15:03:00.869	1:43.907
119	4	28	Bonduel - Dörrbecker	BDR Grupo Prom Racing Team	15:03:01.822	1:46.753
120	4	5	Jedliński - Korzeniowski	Olimp Racing	15:03:10.306	1:53.259
121	1	9	Bartone - Schiller	GetSpeed	15:03:27.199	1:47.645
122	4	82	Ramírez - Aron	GetSpeed	15:04:04.944	3:02.228
123	4	18	Nesov - Kizilov	Dinamic GT	15:04:07.329	1:53.478
124	4	20	Pierburg - Baumann	SPS Automotive Performance	15:04:38.383	1:43.485
125	4	5	Jedliński - Korzeniowski	Olimp Racing	15:07:01.028	1:53.203
126	1	9	Bartone - Schiller	GetSpeed	15:08:16.832	1:49.580
127	4	1	Reicher - Haase	Eastalent Racing	15:08:41.371	1:44.578
128	4	5	Jedliński - Korzeniowski	Olimp Racing	15:09:06.247	2:05.219
129	1	18	Nesov - Kizilov	Dinamic GT	15:09:49.504	5:42.175
130	1	82	Ramírez - Aron	GetSpeed	15:10:40.712	1:43.669
131	4	21	Forgione - Rugolo	AF Corse	15:10:51.686	1:46.580
132	4	86	Gudmundsson - Gissurarson	Team Thor	15:10:53.919	1:45.901
133	1	18	Nesov - Kizilov	Dinamic GT	15:11:32.612	1:43.108
134	1	82	Ramírez - Aron	GetSpeed	15:12:28.878	1:48.166
135	4	6	Jans - Walker	GetSpeed	15:13:06.498	1:44.592
136	4	5	Jedliński - Korzeniowski	Olimp Racing	15:13:18.622	4:12.375
137	1	777	Jedliński - Basz	Olimp Racing	15:14:02.368	3:02.977
138	1	11	Révész - Cairoli	Team Motopark	15:14:34.201	1:50.434
139	1	777	Jedliński - Basz	Olimp Racing	15:15:46.113	1:43.745
140	4	82	Ramírez - Aron	GetSpeed	15:17:06.806	1:46.449
141	4	17	Lebbon - Emson	Elite Motorsport with Entire Race Engineering	15:18:07.493	1:43.459

The Stewards:

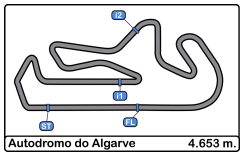

Autodromo Int. do Algarve
International GT Open
Free practice - 2
Provisional Results by Category

PROAM

Cls	Nº	Entrant/Team	Nat	Driver 1	Nat	Driver 2	Nat	Vehicle	Cat	Cls	Laps	Best	Time	Gap	Interval	Km/h
1	31	Car Collection Motorsport	DEU	Hash	USA	Alex Fontana	CHE	Porsche 911 GT3 R (992)	PROAM	1	28	27	1:42.247			163.8
2	54	CBRX by SPS	DEU	Dexter Müller	CHE	Yannick Mettler	CHE	Mercedes AMG GT3 EVO	PROAM	2	27	4	1:42.760	0.513	0.513	163.0
3	20	SPS Automotive Performance	DEU	Valentin Pierburg	DEU	Dominik Baumann	AUT	Mercedes AMG GT3 EVO	PROAM	3	26	7	1:42.795	0.548	0.035	162.9
4	80	Mertel Motorsport	DEU	Luca Ludwig	DEU	Iván Velasco	ESP	Ferrari 488 GT3 Evo	PROAM	4	9	4	1:42.933	0.686	0.138	162.7
5	55	AF Corse	ITA	Laurent De Meeus	BEL	Vincent Abril	FRA	Ferrari 296 GT3	PROAM	5	21	7	1:43.079	0.832	0.146	162.5
6	6	GetSpeed	DEU	Steve Jans	LUX	Aaron Walker	GBR	Mercedes AMG GT3 EVO	PROAM	6	26	4	1:43.388	1.141	0.309	162.0
7	75	Team ISR	CZE	Filip Salaquarda	CZE	Libor Milota	CZE	Audi R8 LMS GT3 EVO II	PROAM	7	25	8	1:43.388	1.141	0.000	162.0
8	777	Olimp Racing	POL	Marcin Jedliński	POL	Karol Basz	POL	Ferrari 296 GT3	PROAM	8	24	4	1:43.610	1.363	0.222	161.6
9	79	Tsunami RT	SMR	Johannes Zelger	ITA	Fabio Babini	ITA	Porsche 911 GT3 R (992)	PROAM	9	17	4	1:43.912	1.665	0.302	161.2
10	10	Iron Lynx	ITA	Brenton Grove	AUS	Stephen Grove	AUS	Mercedes AMG GT3 EVO	PROAM	10	30	18	1:44.241	1.994	0.329	160.6
11	26	Sainteloc Racing	FRA	Michael Blanchemain	FRA	Marcus Påverud	NOR	Audi R8 LMS GT3 EVO II	PROAM	11	23	17	1:44.522	2.275	0.281	160.2
12	108	Vimana by GetSpeed	DEU	Ameerh Naran	ZWE	Tom Jackson	GBR	Mercedes AMG GT3 EVO	PROAM	12	3	2	1:45.053	2.806	0.531	159.4
13	65	Team Motopark	DEU	Heiko Neumann	DEU	Lukas Dunner	AUT	Mercedes AMG GT3 EVO	PROAM	13	3	3	3:05.262	1:23.015	1:20.209	90.4

PRO

Cls	Nº	Entrant/Team	Nat	Driver 1	Nat	Driver 2	Nat	Vehicle	Cat	Cls	Laps	Best	Time	Gap	Interval	Km/h
1	11	Team Motopark	DEU	Levente Révész	HUN	Matteo Cairoli	ITA	Mercedes AMG GT3 EVO	PRO	1	23	4	1:42.404			163.5
2	9	GetSpeed	DEU	Anthony Bartone	USA	Fabian Schiller	DEU	Mercedes AMG GT3 EVO	PRO	2	27	20	1:42.635	0.231	0.231	163.2
3	82	GetSpeed	DEU	Marcelo Ramírez	MEX	Ralf Aron	EST	Mercedes AMG GT3 EVO	PRO	3	27	16	1:42.912	0.508	0.277	162.7
4	1	Eastalent Racing	AUT	Simon Reicher	AUT	Christopher Haase	DEU	Audi R8 LMS GT3 EVO II	PRO	4	26	6	1:42.934	0.530	0.022	162.7
5	33	Greystone GT	GBR	Dean Macdonald	GBR	James Kell	GBR	McLaren 720S GT3 EVO	PRO	5	19	10	1:42.968	0.564	0.034	162.6
6	18	Dinamic GT	ITA	Alexey Nesov	ND	Maksim Kizilov	ND	Porsche 911 GT3 R (992)	PRO	6	30	26	1:43.121	0.717	0.153	162.4
7	28	BDR Grupo Prom Racing Team	BEL	Amaury Bonduel	FRA	Luis Michael Dörrbecker	MEX	Mercedes AMG GT3 EVO	PRO	7	22	7	1:43.127	0.723	0.006	162.4
8	4	Optimum Motorsport	GBR	Michael Porter	GBR	Zac Meakin	GBR	McLaren 720S GT3 EVO	PRO	8	14	6	1:43.437	1.033	0.310	161.9
9	17	Elite Motorsport with Entire Race Engineering	GBR	Tom Lebbon	GBR	Tom Emson	GBR	Ferrari 296 GT3	PRO	9	25	10	1:43.730	1.326	0.293	161.4
10	51	AF Corse	ITA	Carl Bennett	THA	Tommaso Mosca	ITA	Ferrari 296 GT3	PRO	10	32	30	1:43.770	1.366	0.040	161.4
11	13	Team Motopark	DEU	Robert Visoiu	ROU	Niklas Krütten	DEU	Mercedes AMG GT3 EVO	PRO	11	24	8	1:43.858	1.454	0.088	161.2
12	63	Oregon Team	ITA	Antoine Doquin	FRA	Artem Petrov	ISR	Lamborghini Huracán GT3 EVO2	PRO	12	15	3	1:43.959	1.555	0.101	161.1
13	19	Oregon Team	ITA	Robin Rogalski	POL	Filip Ugran	ROU	Lamborghini Huracán GT3 EVO2	PRO	13	24	8	1:45.019	2.615	1.060	159.5

AM

Cls	Nº	Entrant/Team	Nat	Driver 1	Nat	Driver 2	Nat	Vehicle	Cat	Cls	Laps	Best	Time	Gap	Interval	Km/h
1	21	AF Corse	ITA	Gino Forgione	CHE	Michele Rugolo	ITA	Ferrari 296 GT3	AM	1	30	7	1:43.414			161.9

Published at:.....

Track Temp: **33.5 °C** Air Temp: **21.9 °C** Humidity: **62 %** Track Status: **DRY**

Race Director: Alessandro Ferrari

Timekeeper: Luis García

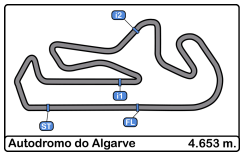

Autodromo Int. do Algarve
International GT Open
Free practice - 2
Provisional Results by Category

AM

Cls	Nº	Entrant/Team	Nat	Driver 1	Nat	Driver 2	Nat	Vehicle	Cat	Cls	Laps	Best	Time	Gap	Interval	Km/h
2	**188**	Garage 59	GBR	Mark Sansom	GBR	Miguel Ramos	PRT	McLaren 720S GT3 EVO	AM	2	23	**11**	**1:43.843**	0.429	0.429	161.3
3	**5**	Olimp Racing	POL	Stanislaw Jedliński	POL	Krystian Korzeniowski	POL	Ferrari 296 GT3	AM	3	27	**5**	**1:44.314**	0.900	0.471	160.5
4	**86**	Team Thor	ISL	Audunn Gudmundsson	ISL	Thorvaldur Gissurarson	ISL	Porsche 911 GT3 R (992)	AM	4	32	**18**	**1:44.500**	1.086	0.186	160.2
5	**77**	BDR Grupo Prom Racing Team	BEL	Alfredo Hernández	MEX			Mercedes AMG GT3 EVO	AM	5	19	**8**	**1:46.645**	3.231	2.145	157.0

Published at:.....

Track Temp: **33.5 °C** Air Temp: **21.9 °C** Humidity: **62 %** Track Status: **DRY**

Race Director: Alessandro Ferrari

Timekeeper: Luis García

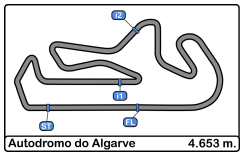

Autodromo Int. do Algarve
International GT Open
Free practice - 2
Lap Analysis

1 — Simon Reicher — Audi R8 LMS GT3 EVO II
PRO — Christopher Haase — Eastalent Racing

Lap	D	Time	Sector 1	Sector 2	Sector 3	T. Spd	Elapsed
1		14:22:48.867	14:21:32.895	34.069	41.903		14:22:48.867
2		1:48.267	33.107	35.736	39.424	253.5	14:24:37.134
3		1:43.700	32.607	32.681	38.412	253.5	14:26:20.834
4		1:43.116	32.448	32.377	38.291	254.7	14:28:03.950
5		1:43.139	32.435	32.511	38.193	255.3	14:29:47.089
6		1:42.934	32.220	32.506	38.208	256.5	14:31:30.023
7		1:48.558	P 32.246	32.646	43.666	256.5	14:33:18.581
8		4:01.068	2:43.923	32.653	44.492		14:37:19.649
9		1:46.925	33.053	32.625	41.247	255.3	14:39:06.574
10		1:43.092	32.346	32.461	38.285	255.9	14:40:49.666
11		1:51.009	32.406	32.315	46.288	255.9	14:42:40.675
12		1:43.173	32.370	32.459	38.344	254.7	14:44:23.848
13		1:50.131	P 32.428	33.096	44.607	254.7	14:46:13.979
14		2:59.311	1:47.131	33.184	38.996		14:49:13.290
15		1:44.185	32.657	32.813	38.715	254.1	14:50:57.475
16		1:44.240	32.785	32.710	38.745	253.5	14:52:41.715
17		1:43.840	32.686	32.617	38.537	253.5	14:54:25.555
18		1:46.045	32.519	34.218	39.308	252.9	14:56:11.600
19		1:50.517	P 32.889	33.204	44.424	251.1	14:58:02.117
20		3:43.437	2:31.845	32.924	38.668		15:01:45.554
21		1:43.704	32.599	32.558	38.547	254.1	15:03:29.258
22		1:43.479	32.418	32.558	38.503	253.5	15:05:12.737
23		1:44.056	32.463	32.836	38.757	253.5	15:06:56.793
24		~~1:44.578~~	32.778	32.888	38.912	253.5	15:08:41.371
25		1:43.980	32.638	32.623	38.719	254.1	15:10:25.351
26		1:50.055	P 33.124	33.098	43.833	255.3	15:12:15.406

4 — Michael Porter — McLaren 720S GT3 EVO
PRO — Zac Meakin — Optimum Motorsport

Lap	D	Time	Sector 1	Sector 2	Sector 3	T. Spd	Elapsed
1		14:21:18.043	14:19:56.252	42.599	39.192		14:21:18.043
2		1:48.958	33.700	35.729	39.529	254.1	14:23:07.001
3		1:46.949	33.478	34.443	39.028	252.3	14:24:53.950
4		1:43.740	32.480	32.785	38.475	252.3	14:26:37.690
5		1:43.615	32.393	32.977	38.245	253.5	14:28:21.305
6		1:43.437	32.364	32.820	38.253	253.5	14:30:04.742
7		1:49.343	P 32.552	32.946	43.845	254.7	14:31:54.085
8		2:59.991	1:48.238	33.366	38.387		14:34:54.076
9		1:43.831	32.513	32.983	38.335	254.7	14:36:37.907
10		1:43.473	32.470	32.808	38.195	255.3	14:38:21.380
11		1:43.563	32.527	32.723	38.313	255.3	14:40:04.943
12		1:49.570	P 32.741	33.242	43.587	254.1	14:41:54.513
13		3:08.997	P 1:51.117	33.763	44.117		14:45:03.510
14		3:04.250	P 1:47.370	32.972	43.908		14:48:07.760

5 — Stanislaw Jedliński — Ferrari 296 GT3
AM — Krystian Korzeniowski — Olimp Racing

Lap	D	Time	Sector 1	Sector 2	Sector 3	T. Spd	Elapsed
1		14:21:59.468	14:20:47.242	33.373	38.853		14:21:59.468
2		1:44.694	32.726	33.393	38.575	255.3	14:23:44.162
3		~~1:47.166~~	32.762	33.068	41.336	255.9	14:25:31.328
4		~~1:43.884~~	32.594	32.904	38.386	256.5	14:27:15.212
5		1:44.314	32.648	33.213	38.453	257.1	14:28:59.526
6		~~1:44.268~~	32.875	32.894	38.499	257.7	14:30:43.794
7		~~1:44.239~~	32.629	33.048	38.562	257.7	14:32:28.033
8		1:53.986	P 34.489	34.109	45.388	255.9	14:34:22.019
9		9:37.037	8:15.995	38.262	42.780		14:43:59.056
10		1:56.082	36.167	36.586	43.329	246.5	14:45:55.138
11		1:54.067	35.382	36.463	42.222	244.3	14:47:49.205
12		1:54.979	35.998	36.013	42.968	248.8	14:49:44.184
13		1:59.455	36.269	37.085	46.101	244.3	14:51:43.639
14		1:56.935	35.797	36.769	44.369	247.1	14:53:40.574
15		1:56.809	35.922	36.309	44.578	244.8	14:55:37.383
16		~~1:53.160~~	35.413	36.145	41.602	242.6	14:57:30.543
17		~~1:53.545~~	34.614	37.155	41.776	249.4	14:59:24.088
18		1:52.959	34.965	35.280	42.714	247.7	15:01:17.047
19		~~1:53.259~~	35.389	35.194	42.676	249.4	15:03:10.306
20		1:57.519	35.789	37.211	44.519	247.1	15:05:07.825
21		~~1:53.203~~	35.120	35.943	42.140	245.4	15:07:01.028
22		~~2:05.219~~	P 35.102	35.315	54.802	248.8	15:09:06.247
23		~~4:12.375~~	2:53.425	35.824	43.126		15:13:18.622
24		1:51.497	34.761	35.488	41.248	247.7	15:15:10.119
25		1:55.816	34.576	37.312	43.928	251.7	15:17:05.935
26		1:52.864	35.866	35.478	41.520	250.5	15:18:58.799
27		2:08.077	P 36.583	36.593	54.901	227.3	15:21:06.876

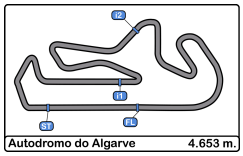

Autodromo Int. do Algarve
International GT Open
Free practice - 2
Lap Analysis

6 — Steve Jans — Mercedes AMG GT3 EVO
PROAM — Aaron Walker — GetSpeed

Lap	D	Time	Sector 1	Sector 2	Sector 3	T. Spd	Elapsed
1		14:22:40.465	14:21:28.548	33.402	38.515		14:22:40.465
2		~~1:43.994~~	32.510	33.181	38.303	252.9	14:24:24.459
3		1:43.852	32.720	32.801	38.331	253.5	14:26:08.311
4		1:43.388	32.553	32.848	37.987	254.7	14:27:51.699
5		1:43.531	32.450	32.976	38.105	254.7	14:29:35.230
6		1:43.512	32.386	32.868	38.258	254.1	14:31:18.742
7		~~1:51.333~~	32.250	32.592	46.491	255.3	14:33:10.075
8		~~3:01.216~~	1:48.692	33.546	38.978		14:36:11.291
9		1:44.028	32.617	33.086	38.325	254.7	14:37:55.319
10		1:44.353	32.671	32.804	38.878	255.3	14:39:39.672
11		1:44.028	32.843	32.854	38.331	252.3	14:41:23.700
12		1:45.037	32.888	33.020	39.129	254.7	14:43:08.737
13		~~1:43.985~~	32.589	32.981	38.415	254.7	14:44:52.722
14		1:44.801	32.743	32.747	39.311	255.3	14:46:37.523
15		1:51.238	32.974	32.766	45.498	254.1	14:48:28.761
16		~~3:14.224~~	1:51.927	33.637	48.660		14:51:42.985
17		~~2:58.970~~	1:47.349	33.139	38.482		14:54:41.955
18		1:44.874	33.359	33.082	38.433	254.7	14:56:26.829
19		~~1:50.106~~	32.793	32.877	44.436	253.5	14:58:16.935
20		3:00.027	1:48.189	33.190	38.648		15:01:16.962
21		~~1:43.907~~	32.665	32.801	38.441	254.7	15:03:00.869
22		1:50.606	32.441	32.797	45.368	254.1	15:04:51.475
23		3:31.065	2:05.603	33.452	52.010		15:08:22.540
24		2:59.366	1:47.593	33.133	38.640		15:11:21.906
25		~~1:44.592~~	32.959	32.948	38.685	254.1	15:13:06.498
26		1:53.736	34.162	33.268	46.306	253.5	15:15:00.234

9 — Anthony Bartone — Mercedes AMG GT3 EVO
PRO — Fabian Schiller — GetSpeed

Lap	D	Time	Sector 1	Sector 2	Sector 3	T. Spd	Elapsed
1		14:21:34.864	14:20:22.134	33.776	38.954		14:21:34.864
2		~~1:45.980~~	32.758	34.097	39.125	251.1	14:23:20.844
3		1:45.718	32.681	33.429	39.608	252.3	14:25:06.562
4		1:46.679	33.610	33.945	39.124	254.1	14:26:53.241
5		1:43.888	32.596	32.872	38.420	255.3	14:28:37.129
6		~~1:44.114~~	32.783	33.007	38.324	253.5	14:30:21.243
7		~~1:43.579~~	32.522	32.988	38.069	254.7	14:32:04.822
8		1:43.581	32.376	32.900	38.305	255.9	14:33:48.403
9		~~1:51.013~~	32.585	32.906	45.522	255.9	14:35:39.416
10		2:58.841	1:47.602	32.829	38.410		14:38:38.257
11		~~1:42.671~~	32.313	32.408	37.950	256.5	14:40:20.928
12		1:44.100	32.259	32.453	39.388	255.3	14:42:05.028
13		~~1:43.597~~	32.607	32.961	38.029	255.9	14:43:48.625
14		~~1:42.731~~	32.051	32.616	38.064	257.1	14:45:31.356
15		1:49.599	32.263	32.801	44.535	255.9	14:47:20.955
16		3:18.059	2:01.533	33.092	43.434		14:50:39.014
17		4:08.951	2:57.993	32.792	38.166		14:54:47.965
18		1:43.093	32.204	32.719	38.170	255.9	14:56:31.058
19		1:43.206	32.215	32.614	38.377	256.5	14:58:14.264
20		1:42.635	32.096	32.482	38.057	255.9	14:59:56.899
21		1:42.655	32.199	32.446	38.010	256.5	15:01:39.554
22		~~1:47.645~~	32.340	32.477	42.828	256.5	15:03:27.199
23		3:00.053	1:47.813	33.252	38.988		15:06:27.252
24		~~1:49.580~~	32.707	32.887	43.986	253.5	15:08:16.832
25		3:07.660	1:51.572	32.941	43.147		15:11:24.492
26		2:58.006	1:46.761	32.708	38.537		15:14:22.498
27		1:48.127	32.327	32.674	43.126	254.1	15:16:10.625

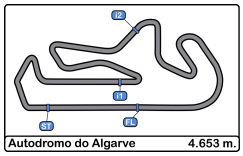

Autodromo Int. do Algarve
International GT Open
Free practice - 2
Lap Analysis

10 — Brenton Grove — Mercedes AMG GT3 EVO
PROAM — Stephen Grove — Iron Lynx

Lap	D	Time	Sector 1	Sector 2	Sector 3	T. Spd	Elapsed
1		14:19:52.710	14:18:38.174	34.204	40.332		14:19:52.710
2		1:47.330	33.759	33.787	39.784	247.7	14:21:40.040
3		1:47.149	33.485	33.857	39.807	248.8	14:23:27.189
4		1:58.929	33.448	33.548	51.933	250.0	14:25:26.118
5		1:56.999	33.860	35.580	47.559	246.5	14:27:23.117
6		3:04.886	1:51.808	34.006	39.072		14:30:28.003
7		1:44.266	32.766	32.651	38.849	251.7	14:32:12.269
8		1:44.249	32.513	32.911	38.825	252.3	14:33:56.518
9		~~1:44.462~~	32.665	33.020	38.777	252.9	14:35:40.980
10		1:44.298	32.599	32.953	38.746	252.3	14:37:25.278
11		~~1:44.305~~	32.546	32.965	38.794	253.5	14:39:09.583
12		1:50.058	32.843	32.906	44.309	254.1	14:40:59.641
13		3:07.047	1:53.203	33.937	39.907		14:44:06.688
14		1:47.850	33.761	33.817	40.272	249.4	14:45:54.538
15		1:52.320	33.394	33.513	45.413	251.1	14:47:46.858
16		~~3:34.830~~	2:22.897	32.870	39.063		14:51:21.688
17		~~1:44.379~~	32.619	32.792	38.968	248.8	14:53:06.067
18		1:44.241	32.599	32.941	38.701	251.1	14:54:50.308
19		1:44.330	32.692	32.968	38.670	253.5	14:56:34.638
20		~~1:48.974~~	32.750	32.868	43.356	252.3	14:58:23.612
21		3:06.806	1:53.053	34.403	39.350		15:01:30.418
22		1:44.619	32.818	33.021	38.780	247.7	15:03:15.037
23		1:50.697	32.862	36.017	41.818	249.4	15:05:05.734
24		1:45.616	33.309	33.233	39.074	246.5	15:06:51.350
25		1:45.397	32.920	33.293	39.184	250.0	15:08:36.747
26		1:45.290	33.007	33.310	38.973	248.8	15:10:22.037
27		1:45.056	32.841	33.350	38.865	250.5	15:12:07.093
28		1:45.138	32.796	33.341	39.001	251.7	15:13:52.231
29		1:45.594	32.988	33.258	39.348	249.4	15:15:37.825
30		1:55.387	32.820		2:34.735	253.5	15:17:33.212

11 — Levente Révész — Mercedes AMG GT3 EVO
PRO — Matteo Cairoli — Team Motopark

Lap	D	Time	Sector 1	Sector 2	Sector 3	T. Spd	Elapsed
1		14:35:08.987	14:33:58.348	32.695	37.944		14:35:08.987
2		1:42.716	32.397	32.581	37.738	256.5	14:36:51.703
3		1:42.465	32.214	32.480	37.771	258.3	14:38:34.168
4		1:42.404	32.121	32.575	37.708	258.3	14:40:16.572
5		1:42.746	32.179	32.580	37.987	257.1	14:41:59.318
6		1:48.087	32.362	32.362	43.363	257.1	14:43:47.405
7		3:38.660	2:26.665	33.137	38.858		14:47:26.065
8		~~1:43.692~~	32.451	32.740	38.501	257.1	14:49:09.757
9		1:43.466	32.429	32.836	38.201	257.1	14:50:53.223
10		1:43.647	32.456	32.851	38.340	257.7	14:52:36.870
11		~~1:43.333~~	32.462	32.782	38.089	257.1	14:54:20.203
12		1:51.296	33.493	33.373	44.430	255.9	14:56:11.499
13		3:28.417	2:17.808	32.552	38.057		14:59:39.916
14		1:43.169	32.431	32.572	38.166	257.1	15:01:23.085
15		1:43.174	32.236	32.632	38.306	258.3	15:03:06.259
16		1:43.145	32.266	32.494	38.385	258.3	15:04:49.404
17		1:48.601	32.423	32.850	43.328	258.3	15:06:38.005
18		3:03.458	1:47.399	32.693	43.366		15:09:41.463
19		3:02.304	1:48.787	34.379	39.138		15:12:43.767
20		~~1:50.434~~	32.526	33.254	44.654	256.5	15:14:34.201
21		3:00.779	1:49.622	32.870	38.287		15:17:34.980
22		1:43.100	32.350	32.555	38.195	257.7	15:19:18.080
23		1:54.964	32.311	32.548	50.105	258.3	15:21:13.044

13 — Robert Visoiu — Mercedes AMG GT3 EVO
PRO — Niklas Krütten — Team Motopark

Lap	D	Time	Sector 1	Sector 2	Sector 3	T. Spd	Elapsed
1		14:25:04.748	14:23:49.567	34.796	40.385		14:25:04.748
2		1:52.144	34.622	38.187	39.335	251.1	14:26:56.892
3		~~1:43.888~~	32.602	32.889	38.397	255.3	14:28:40.780
4		~~1:43.955~~	32.535	32.734	38.686	255.9	14:30:24.735
5		1:49.679	32.852	32.947	43.880	255.9	14:32:14.414
6		3:30.733	2:13.508	34.444	42.781		14:35:45.147
7		~~1:44.601~~	32.836	33.321	38.444	255.3	14:37:29.748
8		1:43.858	32.522	32.825	38.511	257.1	14:39:13.606
9		~~1:44.313~~	32.924	33.003	38.386	257.1	14:40:57.919
10		1:46.721	32.726	33.293	40.702	256.5	14:42:44.640
11		1:44.341	32.811	32.845	38.685	256.5	14:44:28.981
12		1:43.926	32.585	32.884	38.457	256.5	14:46:12.907
13		1:44.380	32.672	33.179	38.529	256.5	14:47:57.287
14		~~1:46.175~~	32.691	33.557	39.927	257.7	14:49:43.462
15		1:51.182	34.198	33.146	43.838	252.9	14:51:34.644
16		8:58.065	7:46.870	32.957	38.238		15:00:32.709
17		1:49.158	32.499	32.854	43.805	255.3	15:02:21.867
18		3:11.668	1:53.839	33.562	44.267		15:05:33.535
19		3:05.394	1:47.958	33.178	44.258		15:08:38.929
20		3:00.235	1:48.176	33.563	38.496		15:11:39.164
21		1:49.495	32.546	33.089	43.860	255.9	15:13:28.659
22		3:05.237	1:48.032	33.121	44.084		15:16:33.896
23		3:02.328	1:49.163	34.211	38.954		15:19:36.224
24		3:35.709	2:16.193	33.781	45.735	256.5	15:23:11.933

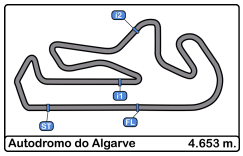

Autodromo Int. do Algarve
International GT Open
Free practice - 2
Lap Analysis

17 — Tom Lebbon — Ferrari 296 GT3
PRO — Tom Emson — Elite Motorsport

Lap	D	Time	Sector 1	Sector 2	Sector 3	T. Spd	Elapsed
1		14:21:12.400	14:19:48.535	40.375	43.490		14:21:12.400
2		1:58.321	37.325	37.094	43.902	216.4	14:23:10.721
3		1:52.807	36.119	35.958	40.730	233.7	14:25:03.528
4		1:49.393	34.750	34.714	39.929	247.1	14:26:52.921
5		1:48.938	34.919	33.822	40.197	228.8	14:28:41.859
6		1:44.553	32.842	33.018	38.693	251.7	14:30:26.412
7		2:05.225	36.751	36.965	51.509	254.1	14:32:31.637
8		11:19.994	10:07.241	34.168	38.585		14:43:51.631
9		~~1:43.780~~	32.554	32.875	38.351	252.9	14:45:35.411
10		1:43.730	32.452	32.770	38.508	252.3	14:47:19.141
11		1:43.865	32.492	32.905	38.468	252.9	14:49:03.006
12		1:43.814	32.581	32.903	38.330	252.9	14:50:46.820
13		~~1:43.724~~	32.483	32.815	38.426	252.9	14:52:30.544
14		1:49.033	32.486	32.911	43.636	254.1	14:54:19.577
15		3:43.880	2:32.159	33.174	38.547		14:58:03.457
16		~~1:44.317~~	32.586	32.921	38.810	254.7	14:59:47.774
17		1:43.885	32.688	32.812	38.385	254.1	15:01:31.659
18		1:44.037	32.441	32.985	38.611	255.3	15:03:15.696
19		1:47.172	32.692	35.038	39.442	254.7	15:05:02.868
20		1:49.408	32.631	32.932	43.845	254.1	15:06:52.276
21		3:27.800	2:10.947	33.103	43.750		15:10:20.076
22		3:04.941	1:47.787	33.042	44.112		15:13:25.017
23		2:59.017	1:47.800	32.883	38.334		15:16:24.034
24		~~1:43.459~~	32.349	32.708	38.402	254.1	15:18:07.493
25		1:51.816	32.790	32.991	46.035	255.3	15:19:59.309

18 — Alexey Nesov — Porsche 911 GT3 R (992)
PRO — Maksim Kizilov — Dinamic GT

Lap	D	Time	Sector 1	Sector 2	Sector 3	T. Spd	Elapsed
1		14:20:23.236	14:18:58.885	40.446	43.905		14:20:23.236
2		2:07.892	42.379	39.131	46.382	199.6	14:22:31.128
3		1:58.009	38.334	38.812	40.863	226.4	14:24:29.137
4		2:01.174	39.766	40.912	40.496	208.4	14:26:30.311
5		1:43.674	32.625	32.919	38.130	252.3	14:28:13.985
6		1:59.014	34.745	36.783	47.486	240.5	14:30:12.999
7		3:33.266	2:18.688	34.536	40.042		14:33:46.265
8		1:48.950	33.290	33.755	41.905	252.3	14:35:35.215
9		1:47.058	33.558	33.935	39.565	252.9	14:37:22.273
10		1:46.788	33.158	33.700	39.930	252.9	14:39:09.061
11		1:47.375	34.268	33.391	39.716	223.6	14:40:56.436
12		1:52.612	33.464	35.724	43.424	251.1	14:42:49.048
13		1:47.465	33.677	33.798	39.990	251.7	14:44:36.513
14		1:47.916	33.175	34.464	40.277	251.7	14:46:24.429
15		1:53.062	33.211	33.443	46.408	252.3	14:48:17.491
16		3:14.373	1:58.381	35.747	40.245		14:51:31.864
17		1:46.735	33.333	33.578	39.824	251.7	14:53:18.599
18		1:46.113	33.563	33.273	39.277	251.7	14:55:04.712
19		1:47.341	33.603	33.331	40.407	252.3	14:56:52.053
20		1:46.820	33.364	33.507	39.949	252.3	14:58:38.873
21		1:48.711	33.205	33.775	41.731	253.5	15:00:27.584
22		1:46.267	33.142	33.708	39.417	251.1	15:02:13.851
23		~~1:53.478~~	33.272	34.235	45.971	252.9	15:04:07.329
24		~~5:42.175~~	4:31.138	32.785	38.252		15:09:49.504
25		~~1:43.108~~	32.290	32.637	38.181	255.9	15:11:32.612
26		1:43.121	32.212	32.590	38.319	255.9	15:13:15.733
27		1:43.540	32.267	33.131	38.142	255.3	15:14:59.273
28		1:43.479	32.233	33.144	38.102	256.5	15:16:42.752
29		1:43.174	32.246	32.785	38.143	255.3	15:18:25.926
30		1:49.660	32.689	33.383	43.588	256.5	15:20:15.586

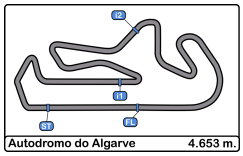

Autodromo Int. do Algarve
International GT Open
Free practice - 2
Lap Analysis

19 — Robin Rogalski — Lamborghini Huracán GT3 EVO2
PRO — Filip Ugran — Oregon Team

Lap	D	Time	Sector 1	Sector 2	Sector 3	T. Spd	Elapsed
1		14:22:12.178	14:20:56.862	35.137	40.179		14:22:12.178
2		~~1:48.181~~	34.043	34.329	39.809	250.5	14:24:00.359
3		~~1:46.248~~	33.548	33.593	39.107	250.0	14:25:46.607
4		~~1:45.931~~	33.219	33.373	39.339	250.0	14:27:32.538
5		~~1:46.387~~	34.197	33.358	38.832	251.1	14:29:18.925
6		1:45.111	33.009	33.163	38.939	252.3	14:31:04.036
7		1:46.027	33.166	33.267	39.594	252.9	14:32:50.063
8		1:45.019	32.971	33.263	38.785	252.9	14:34:35.082
9		1:45.043	32.998	33.133	38.912	252.9	14:36:20.125
10		1:50.455	33.023	33.043	44.389	254.7	14:38:10.580
11		3:03.222	1:49.476	33.999	39.747		14:41:13.802
12		1:46.393	33.434	33.619	39.340	251.7	14:43:00.195
13		1:46.227	33.163	33.182	39.882	251.7	14:44:46.422
14		~~1:45.449~~	33.188	33.124	39.137	252.3	14:46:31.871
15		1:48.101	33.313	33.033	41.755	251.1	14:48:19.972
16		1:46.104	33.435	33.441	39.228	246.0	14:50:06.076
17		1:45.529	32.951	33.396	39.182	252.9	14:51:51.605
18		1:45.564	33.168	33.281	39.115	254.1	14:53:37.169
19		1:45.756	32.976	33.187	39.593	251.7	14:55:22.925
20		~~2:09.348~~	37.264	38.510	53.574	234.2	14:57:32.273
21		3:44.204	2:23.403	34.786	46.015		15:01:16.477
22		3:19.366	1:52.490	38.464	48.412		15:04:35.843
23		3:07.453	1:48.527	34.204	44.722		15:07:43.296
24		3:17.554	1:52.074	35.439	50.041		15:11:00.850

20 — Valentin Pierburg — Mercedes AMG GT3 EVO
PROAM — Dominik Baumann — SPS Automotive Performance

Lap	D	Time	Sector 1	Sector 2	Sector 3	T. Spd	Elapsed
1		14:21:05.907	14:19:51.140	35.408	39.359		14:21:05.907
2		~~1:43.740~~	32.597	32.965	38.178	253.5	14:22:49.647
3		1:43.749	32.727	32.925	38.097	255.3	14:24:33.396
4		1:43.279	32.480	32.619	38.180	255.3	14:26:16.675
5		1:43.064	32.428	32.749	37.887	254.7	14:27:59.739
6		1:44.199	32.810	32.741	38.648	255.9	14:29:43.938
7		1:42.795	32.413	32.549	37.833	254.7	14:31:26.733
8		1:48.872	32.422	32.691	43.759	257.7	14:33:15.605
9		3:03.989	1:50.650	34.237	39.102		14:36:19.594
10		1:47.200	34.116	34.116	38.968	254.1	14:38:06.794
11		1:44.412	32.834	33.037	38.541	253.5	14:39:51.206
12		1:45.247	33.078	33.339	38.830	254.7	14:41:36.453
13		1:44.816	32.693	33.315	38.808	253.5	14:43:21.269
14		1:45.000	32.819	33.482	38.699	255.3	14:45:06.269
15		1:45.410	33.056	33.659	38.695	255.3	14:46:51.679
16		1:46.911	32.953	34.779	39.179	255.9	14:48:38.590
17		1:45.785	33.531	33.552	38.702	254.7	14:50:24.375
18		1:45.907	33.109	33.223	39.575	254.1	14:52:10.282
19		~~1:44.651~~	32.751	33.200	38.700	252.9	14:53:54.933
20		1:51.944	32.932	34.263	44.749	253.5	14:55:46.877
21		7:08.021	5:56.187	33.431	38.403		15:02:54.898
22		~~1:43.485~~	32.520	32.645	38.320	254.1	15:04:38.383
23		1:49.234	32.436	32.843	43.955	255.3	15:06:27.617
24		4:10.577	2:52.890	33.155	44.532		15:10:38.194
25		3:06.235	1:49.179	33.020	44.036		15:13:44.429
26		3:25.668	2:00.928	36.988	47.752		15:17:10.097

21 — Gino Forgione — Ferrari 296 GT3
AM — Michele Rugolo — AF Corse

Lap	D	Time	Sector 1	Sector 2	Sector 3	T. Spd	Elapsed
1		14:20:49.835	14:19:29.033	37.374	43.428		14:20:49.835
2		1:44.841	32.978	32.930	38.933	253.5	14:22:34.676
3		1:44.206	32.679	32.980	38.547	255.3	14:24:18.882
4		1:43.939	32.661	32.749	38.529	254.7	14:26:02.821
5		1:43.615	32.649	32.670	38.296	255.3	14:27:46.436
6		1:43.526	32.520	32.757	38.249	256.5	14:29:29.962
7		1:43.414	32.362	32.793	38.259	255.9	14:31:13.376
8		~~1:53.425~~	32.530	33.569	47.326	257.7	14:33:06.801
9		3:53.179	2:38.121	34.444	40.614		14:36:59.980
10		1:46.985	33.382	34.042	39.561	254.1	14:38:46.965
11		~~1:48.358~~	33.767	34.893	39.698	255.3	14:40:35.323
12		1:47.813	33.627	34.234	39.952	252.3	14:42:23.136
13		1:49.351	35.471	33.729	40.151	251.1	14:44:12.487
14		1:55.349	37.169	38.346	39.834	254.7	14:46:07.836
15		1:56.592	33.613	38.735	44.244	252.9	14:48:04.428
16		1:58.809	36.371	35.660	46.778	250.5	14:50:03.237
17		4:53.563	3:38.603	34.433	40.527		14:54:56.800
18		1:50.706	35.890	34.003	40.813	227.3	14:56:47.506
19		1:48.202	33.620	34.933	39.649	251.7	14:58:35.708
20		1:52.588	33.392	37.020	42.176	253.5	15:00:28.296
21		1:46.709	33.568	33.612	39.529	252.9	15:02:15.005
22		1:58.160	33.485	34.381	50.294	254.7	15:04:13.165
23		3:07.856	1:54.407	34.804	38.645		15:07:21.021
24		1:44.085	32.505	32.909	38.671	255.9	15:09:05.106
25		~~1:46.580~~	32.570	33.642	40.368	255.3	15:10:51.686
26		1:43.661	32.479	32.739	38.443	254.7	15:12:35.347
27		1:43.586	32.355	32.746	38.485	255.9	15:14:18.933
28		1:43.512	32.400	32.711	38.401	255.3	15:16:02.445
29		1:43.529	32.400	32.565	38.564	255.3	15:17:45.974
30		1:50.238	32.331	32.701	45.206	255.9	15:19:36.212

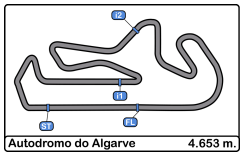

Autodromo Int. do Algarve
International GT Open
Free practice - 2
Lap Analysis

26 — Michael Blanchemain — Audi R8 LMS GT3 EVO II
PROAM — Marcus Påverud — Sainteloc Racing

Lap	D	Time	Sector 1	Sector 2	Sector 3	T. Spd	Elapsed
1		14:20:44.586	14:19:29.926	35.338	39.322		14:20:44.586
2		~~1:44.618~~	32.798	32.869	38.951	253.5	14:22:29.204
3		~~1:44.422~~	32.682	32.727	39.013	255.3	14:24:13.626
4		~~1:44.152~~	32.531	32.751	38.870	254.1	14:25:57.778
5		~~1:49.985~~ P	32.657	33.186	44.142	254.7	14:27:47.763
6		2:59.601	1:45.353	34.688	39.560		14:30:47.364
7		1:47.006	33.450	33.578	39.978	252.9	14:32:34.370
8		1:49.285	33.425	33.963	41.897	253.5	14:34:23.655
9		~~1:49.933~~	33.691	33.881	42.361	252.3	14:36:13.588
10		1:46.510	33.423	33.754	39.333	254.7	14:38:00.098
11		1:46.173	33.166	33.461	39.546	254.1	14:39:46.271
12		1:47.132	33.282	33.611	40.239	254.1	14:41:33.403
13		1:46.211	33.180	33.594	39.437	253.5	14:43:19.614
14		~~1:46.066~~	33.152	33.405	39.509	254.1	14:45:05.680
15		2:03.203 P	39.366	35.580	48.257	252.3	14:47:08.883
16		4:44.435	3:28.661	34.334	41.440		14:51:53.318
17		1:44.522	32.649	33.027	38.846	254.7	14:53:37.840
18		~~1:46.936~~	32.795	33.015	41.126	256.5	14:55:24.776
19		~~1:44.639~~	32.722	32.951	38.966	255.3	14:57:09.415
20		~~1:44.187~~	32.593	32.744	38.850	255.3	14:58:53.602
21		~~1:49.810~~ P	32.513	33.095	44.202	255.3	15:00:43.412
22		11:57.952	10:08.152	53.069	56.731		15:12:41.364
23		3:22.067 P	1:02.515	1:00.555	1:18.997	97.2	15:16:03.431

28 — Amaury Bonduel — Mercedes AMG GT3 EVO
PRO — Luis Michael Dörrbecker — BDR Grupo Prom Racing Team

Lap	D	Time	Sector 1	Sector 2	Sector 3	T. Spd	Elapsed
1		14:21:52.695	14:20:39.804	33.169	39.722		14:21:52.695
2		~~1:44.665~~	33.024	32.817	38.824	248.8	14:23:37.360
3		1:51.623 P	32.564	32.775	46.284	252.9	14:25:28.983
4		4:43.165	3:31.740	32.657	38.768		14:30:12.148
5		1:43.239	32.491	32.751	37.997	252.9	14:31:55.387
6		~~1:43.306~~	32.722	32.605	37.979	255.9	14:33:38.693
7		1:43.127	32.367	32.605	38.155	255.3	14:35:21.820
8		~~1:50.691~~ P	32.413	32.660	45.618	255.9	14:37:12.511
9		~~9:43.510~~	8:31.887	33.269	38.354		14:46:56.021
10		~~1:43.917~~	32.484	32.937	38.496	254.7	14:48:39.938
11		1:50.620 P	33.095	33.016	44.509	255.9	14:50:30.558
12		3:41.402	2:24.463	36.779	40.160		14:54:11.960
13		1:46.251	33.123	33.443	39.685	250.5	14:55:58.211
14		1:45.404	33.106	33.276	39.022	250.5	14:57:43.615
15		1:45.414	33.017	33.153	39.244	253.5	14:59:29.029
16		1:46.040	32.848	33.330	39.862	252.3	15:01:15.069
17		~~1:46.753~~	33.030	33.059	40.664	252.3	15:03:01.822
18		1:45.307	33.030	33.381	38.896	253.5	15:04:47.129
19		1:48.612	33.183	33.418	42.011	252.9	15:06:35.741
20		1:44.823	32.970	32.930	38.923	251.7	15:08:20.564
21		1:45.030	32.983	32.960	39.087	253.5	15:10:05.594
22		1:53.546 P	33.280	34.312	45.954	253.5	15:11:59.140

31 — Hash — Porsche 911 GT3 R (992)
PROAM — Alex Fontana — Car Collection Motorsport

Lap	D	Time	Sector 1	Sector 2	Sector 3	T. Spd	Elapsed
1		14:20:40.011	14:19:20.136	38.179	41.696		14:20:40.011
2		1:43.718	32.468	32.748	38.502	254.1	14:22:23.729
3		1:43.039	32.251	32.618	38.170	255.3	14:24:06.768
4		1:42.944	32.319	32.617	38.008	254.1	14:25:49.712
5		~~1:44.387~~	32.567	32.666	39.154	254.1	14:27:34.099
6		1:42.534	32.207	32.485	37.842	254.7	14:29:16.633
7		1:47.494 P	32.289	32.598	42.607	254.7	14:31:04.127
8		3:02.069 P	1:46.244	32.596	43.229		14:34:06.196
9		3:02.727	1:48.295	34.422	40.010		14:37:08.923
10		1:47.722	33.910	34.099	39.713	252.3	14:38:56.645
11		1:47.647	34.022	34.081	39.544	251.7	14:40:44.292
12		~~1:49.071~~	33.728	34.955	40.388	252.9	14:42:33.363
13		1:48.119	33.893	34.580	39.646	251.1	14:44:21.482
14		1:47.468	33.598	34.080	39.790	253.5	14:46:08.950
15		1:47.477	33.542	34.319	39.616	253.5	14:47:56.427
16		1:48.656	33.425	35.115	40.116	253.5	14:49:45.083
17		1:48.082	34.654	34.101	39.327	256.5	14:51:33.165
18		1:46.436	33.401	33.541	39.494	255.3	14:53:19.601
19		1:46.564	33.534	33.923	39.107	252.3	14:55:06.165
20		1:53.038 P	33.757	33.885	45.396	252.9	14:56:59.203
21		11:17.792	9:53.183	38.656	45.953		15:08:16.995
22		1:52.199	37.238	35.016	39.945	220.4	15:10:09.194
23		1:48.342	35.136	34.188	39.018	197.4	15:11:57.536
24		1:47.779	32.757	34.116	40.906	255.3	15:13:45.315
25		1:50.350	35.713	34.281	40.356	254.1	15:15:35.665
26		1:42.400	32.138	32.627	37.635	257.1	15:17:18.065
27		1:42.247	31.976	32.528	37.743	257.1	15:19:00.312
28		2:10.924 P	36.305	38.942	55.677	257.7	15:21:11.236

33 — Dean Macdonald — McLaren 720S GT3 EVO
PRO — James Kell — Greystone GT

Lap	D	Time	Sector 1	Sector 2	Sector 3	T. Spd	Elapsed
1		14:20:46.794	14:19:28.725	38.165	39.904		14:20:46.794
2		~~1:56.218~~	43.360	34.020	38.838	158.1	14:22:43.012
3		1:54.793	41.102	34.150	39.541	87.7	14:24:37.805
4		2:08.180 P	41.120	38.044	49.016	115.5	14:26:45.985
5		2:59.323	1:48.267	32.780	38.276		14:29:45.308
6		1:48.231	32.412	32.561	43.258	254.1	14:31:33.539
7		~~1:43.459~~	32.775	32.697	37.987	254.7	14:33:16.998
8		1:43.105	32.489	32.659	37.957	254.7	14:35:00.103
9		1:43.046	32.312	32.730	38.004	255.9	14:36:43.149
10		1:42.968	32.350	32.588	38.030	256.5	14:38:26.117
11		1:49.860 P	32.448	33.802	43.610	256.5	14:40:15.977
12		3:08.044	1:55.466	33.050	39.528		14:43:24.021
13		~~1:43.870~~	32.509	32.896	38.465	256.5	14:45:07.891
14		1:44.331	32.838	32.949	38.544	257.1	14:46:52.222
15		1:53.037	32.838	33.189	47.010	257.7	14:48:45.259
16		1:44.231	32.497	33.217	38.517	255.9	14:50:29.490
17		~~1:44.699~~	32.729	33.279	38.691	255.3	14:52:14.189
18		~~1:44.176~~	32.587	33.161	38.428	254.1	14:53:58.365
19		1:49.506 P	32.586	33.090	43.830	254.7	14:55:47.871

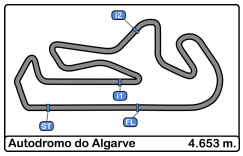

Autodromo Int. do Algarve
International GT Open
Free practice - 2
Lap Analysis

51 — Carl Bennett — Ferrari 296 GT3
PRO — Tommaso Mosca — AF Corse

Lap	D	Time	Sector 1	Sector 2	Sector 3	T. Spd	Elapsed
1		14:20:33.724	14:19:20.912	33.482	39.330		14:20:33.724
2		~~1:44.926~~	32.870	32.996	39.060	255.3	14:22:18.650
3		1:45.055	32.891	32.968	39.196	257.7	14:24:03.705
4		1:45.479	32.957	32.919	39.603	255.9	14:25:49.184
5		1:45.448	33.026	33.334	39.088	255.3	14:27:34.632
6		1:44.879	32.723	33.134	39.022	257.7	14:29:19.511
7		1:48.117	32.811	33.412	41.894	257.1	14:31:07.628
8		1:44.596	32.824	32.973	38.799	256.5	14:32:52.224
9		1:43.859	32.576	32.834	38.449	257.7	14:34:36.083
10		1:50.112	P 32.767	32.881	44.464	257.7	14:36:26.195
11		3:04.908	1:52.646	33.813	38.449		14:39:31.103
12		1:48.479	32.452	32.922	43.105	257.1	14:41:19.582
13		~~1:43.448~~	32.275	32.869	38.304	257.1	14:43:03.030
14		~~1:46.800~~	33.757	33.785	39.258	258.9	14:44:49.830
15		1:44.517	32.377	33.593	38.547	257.7	14:46:34.347
16		1:44.017	32.323	33.194	38.500	258.3	14:48:18.364
17		1:44.098	32.503	33.081	38.514	258.3	14:50:02.462
18		1:47.714	34.876	33.298	39.540	257.7	14:51:50.176
19		1:49.605	P 32.569	33.104	43.932	258.3	14:53:39.781
20		3:00.883	1:48.697	32.799	39.387		14:56:40.664
21		1:44.665	32.923	32.942	38.800	256.5	14:58:25.329
22		1:45.344	32.922	32.916	39.506	257.1	15:00:10.673
23		1:44.798	32.882	33.043	38.873	256.5	15:01:55.471
24		1:44.443	32.668	32.876	38.899	257.1	15:03:39.914
25		1:45.455	33.278	33.100	39.077	256.5	15:05:25.369
26		1:50.337	P 32.982	33.031	44.324	255.3	15:07:15.706
27		2:58.758	1:46.804	33.475	38.479		15:10:14.464
28		1:49.296	32.609	34.200	42.487	258.3	15:12:03.760
29		1:43.897	32.465	32.885	38.547	257.7	15:13:47.657
30		1:43.770	32.394	32.903	38.473	257.7	15:15:31.427
31		1:43.952	32.423	32.901	38.628	258.3	15:17:15.379
32		2:02.672	P 32.433	43.012	47.227	257.7	15:19:18.051

54 — Dexter Müller — Mercedes AMG GT3 EVO
PROAM — Yannick Mettler — SPS Automotive Performance

Lap	D	Time	Sector 1	Sector 2	Sector 3	T. Spd	Elapsed
1		~~14:26:05.869~~	14:24:54.233	33.308	38.328		14:26:05.869
2		~~1:43.379~~	32.494	32.872	38.013	254.1	14:27:49.248
3		1:43.336	32.447	32.826	38.063	254.7	14:29:32.584
4		1:42.760	32.236	32.649	37.875	254.7	14:31:15.344
5		~~1:43.138~~	32.307	32.654	38.177	257.1	14:32:58.482
6		~~1:45.372~~	33.374	33.012	38.986	257.1	14:34:43.854
7		1:42.934	32.271	32.800	37.863	254.7	14:36:26.788
8		1:49.162	P 32.391	33.091	43.680	257.1	14:38:15.950
9		3:02.807	P 1:46.498	32.984	43.325		14:41:18.757
10		3:32.640	2:18.351	33.981	40.308		14:44:51.397
11		~~1:48.206~~	32.282	32.812	43.112	254.7	14:46:39.603
12		~~1:43.250~~	32.278	32.706	38.266	256.5	14:48:22.853
13		1:48.861	P 32.386	32.971	43.504	255.9	14:50:11.714
14		4:28.670	3:15.375	34.055	39.240		14:54:40.384
15		1:55.291	36.365	34.694	44.232	252.9	14:56:35.675
16		1:46.204	33.183	33.606	39.415	254.7	14:58:21.879
17		1:50.145	33.544	34.128	42.473	252.9	15:00:12.024
18		1:45.823	33.256	33.769	38.798	252.3	15:01:57.847
19		1:46.255	33.394	33.453	39.408	254.1	15:03:44.102
20		1:54.579	P 33.305	33.881	47.393	254.1	15:05:38.681
21		3:03.674	1:49.064	33.391	41.219		15:08:42.355
22		1:45.917	33.214	33.532	39.171	254.7	15:10:28.272
23		1:45.374	33.180	33.560	38.634	255.9	15:12:13.646
24		1:45.562	33.099	33.495	38.968	255.9	15:13:59.208
25		1:45.646	33.420	33.367	38.859	255.3	15:15:44.854
26		1:46.933	34.559	33.502	38.872	254.1	15:17:31.787
27		1:53.903	P 33.217	33.236	47.450	255.9	15:19:25.690

55 — Laurent De Meeus — Ferrari 296 GT3
PROAM — Vincent Abril — AF Corse

Lap	D	Time	Sector 1	Sector 2	Sector 3	T. Spd	Elapsed
1		14:21:10.029	14:19:45.750	40.851	43.428		14:21:10.029
2		1:59.340	37.985	37.890	43.465	221.3	14:23:09.369
3		1:57.115	38.084	37.425	41.606	222.2	14:25:06.484
4		2:01.103	P 36.608	37.205	47.290	215.5	14:27:07.587
5		2:54.539	1:32.169	36.685	45.685		14:30:02.126
6		1:45.157	33.715	33.164	38.278	248.8	14:31:47.283
7		1:43.079	32.128	32.785	38.166	255.3	14:33:30.362
8		1:43.269	32.388	32.881	38.000	255.3	14:35:13.631
9		1:44.873	32.316	33.545	39.012	254.7	14:36:58.504
10		1:43.112	32.257	32.736	38.119	254.7	14:38:41.616
11		~~1:51.957~~	P 33.409	34.871	43.677	255.3	14:40:33.573
12		~~3:26.663~~	2:13.055	33.840	39.768		14:44:00.236
13		1:48.815	34.851	34.035	39.929	252.3	14:45:49.051
14		1:47.425	33.484	34.058	39.883	250.5	14:47:36.476
15		~~1:54.365~~	P 33.871	34.179	46.315	252.3	14:49:30.841
16		3:32.399	P 2:15.368	33.058	43.973		14:53:03.240
17		3:12.919	P 1:51.639	34.828	46.452		14:56:16.159
18		3:08.042	P 1:49.691	34.314	44.037		14:59:24.201
19		3:06.660	P 1:48.406	34.382	43.872		15:02:30.861
20		3:19.431	P 1:56.905	36.374	46.152		15:05:50.292
21		3:14.745	P 1:48.787	36.469	49.489		15:09:05.037

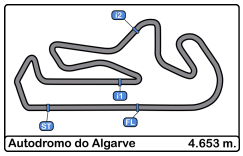

Autodromo Int. do Algarve
International GT Open
Free practice - 2
Lap Analysis

63 — Antoine Doquin — Lamborghini Huracán GT3 EVO2
PRO — Artem Petrov — Oregon Team

Lap	D	Time	Sector 1	Sector 2	Sector 3	T. Spd	Elapsed
1		14:23:43.441	14:22:30.682	33.819	38.940		14:23:43.441
2		~~1:44.604~~	32.880	33.158	38.566	249.4	14:25:28.045
3		1:43.959	32.594	32.900	38.465	251.1	14:27:12.004
4		~~1:44.465~~	32.597	33.180	38.688	251.1	14:28:56.469
5		~~1:44.981~~	33.525	33.092	38.364	250.5	14:30:41.450
6		~~1:45.484~~	32.622	33.085	39.777	252.3	14:32:26.934
7		~~1:44.715~~	32.904	33.202	38.609	250.0	14:34:11.649
8		~~1:49.817~~	P 32.597	32.885	44.335	252.3	14:36:01.466
9		2:59.688	1:43.171	33.221	43.296		14:39:01.154
10		1:44.941	33.040	33.177	38.724	252.3	14:40:46.095
11		1:51.683	P 32.712	33.890	45.081	252.9	14:42:37.778
12		3:27.137	2:04.513	33.343	49.281		14:46:04.915
13		~~1:44.966~~	32.800	32.876	39.290	250.5	14:47:49.881
14		1:45.651	33.697	32.936	39.018	252.9	14:49:35.532
15		2:46.469	P 47.715	51.561	1:07.193	250.0	14:52:22.001

65 — Heiko Neumann — Mercedes AMG GT3 EVO
PROAM — Lukas Dunner — Team Motopark

Lap	D	Time	Sector 1	Sector 2	Sector 3	T. Spd	Elapsed
1		14:37:20.421	P 14:36:04.767	32.781	42.873		14:37:20.421
2		3:06.501	P 1:50.761	33.113	42.627		14:40:26.922
3		3:05.262	P 1:47.119	32.536	45.607		14:43:32.184

75 — Filip Salaquarda — Audi R8 LMS GT3 EVO II
PROAM — Libor Milota — Team ISR

Lap	D	Time	Sector 1	Sector 2	Sector 3	T. Spd	Elapsed
1		14:20:31.567	14:19:14.367	36.331	40.869		14:20:31.567
2		1:45.971	33.636	33.372	38.963	249.4	14:22:17.538
3		1:50.411	P 33.177	33.036	44.198	255.3	14:24:07.949
4		3:50.106	2:34.889	35.416	39.801		14:27:58.055
5		1:43.824	32.707	32.573	38.544	252.9	14:29:41.879
6		1:43.567	32.413	32.784	38.370	254.7	14:31:25.446
7		1:45.923	32.558	32.856	40.509	255.9	14:33:11.369
8		1:43.388	32.492	32.594	38.302	254.1	14:34:54.757
9		1:51.389	P 33.016	33.143	45.230	257.7	14:36:46.146
10		3:53.070	2:40.324	33.666	39.080		14:40:39.216
11		1:44.987	32.905	33.108	38.974	253.5	14:42:24.203
12		1:45.885	33.288	33.171	39.426	254.7	14:44:10.088
13		1:49.257	33.085	33.141	43.031	256.5	14:45:59.345
14		1:45.194	32.937	33.223	39.034	252.9	14:47:44.539
15		1:44.952	32.629	33.223	39.100	254.7	14:49:29.491
16		1:44.743	32.749	33.318	38.676	253.5	14:51:14.234
17		1:45.262	32.885	33.715	38.662	253.5	14:52:59.496
18		1:44.901	32.918	32.887	39.096	254.7	14:54:44.397
19		~~1:49.575~~	P 32.826	33.013	43.736	255.3	14:56:33.972
20		2:57.866	P 1:38.321	33.706	45.839		14:59:31.838
21		3:05.782	P 1:46.203	33.665	45.914		15:02:37.620
22		3:09.731	P 1:50.818	33.563	45.350		15:05:47.351
23		3:04.508	P 1:46.596	33.180	44.732		15:08:51.859
24		3:08.703	P 1:49.473	33.560	45.670		15:12:00.562
25		3:06.698	P 1:45.992	35.660	45.046		15:15:07.260

77 — Alfredo Hernández — Mercedes AMG GT3 EVO
AM — BDR Grupo Prom Racing Team

Lap	D	Time	Sector 1	Sector 2	Sector 3	T. Spd	Elapsed
1		14:22:11.165	14:20:50.797	37.742	42.626		14:22:11.165
2		1:50.209	34.699	34.347	41.163	244.8	14:24:01.374
3		1:48.234	34.134	33.676	40.424	250.0	14:25:49.608
4		1:47.529	34.330	33.351	39.848	250.0	14:27:37.137
5		1:47.284	33.796	33.601	39.887	251.7	14:29:24.421
6		~~1:47.129~~	33.537	34.116	39.476	250.5	14:31:11.550
7		~~1:46.749~~	33.601	33.548	39.600	252.3	14:32:58.299
8		1:46.645	33.581	33.873	39.191	254.7	14:34:44.944
9		~~1:46.496~~	33.315	33.852	39.329	255.3	14:36:31.440
10		~~1:54.210~~	P 33.478	33.974	46.758	254.1	14:38:25.650
11		7:57.115	6:43.096	34.188	39.831		14:46:22.765
12		~~1:47.327~~	33.893	33.923	39.511	250.0	14:48:10.092
13		1:47.152	33.535	33.796	39.821	252.3	14:49:57.244
14		~~1:48.181~~	33.919	34.641	39.621	250.5	14:51:45.425
15		1:47.432	33.971	33.823	39.638	253.5	14:53:32.857
16		~~1:47.266~~	33.811	33.961	39.494	251.7	14:55:20.123
17		~~1:55.056~~	P 33.715	33.580	47.761	251.1	14:57:15.179
18		~~5:04.864~~	P 3:42.561	34.586	47.717		15:02:20.043
19		3:37.672	P 2:15.290	34.564	47.818		15:05:57.715

79 — Johannes Zelger — Porsche 911 GT3 R (992)
PROAM — Fabio Babini — Tsunami RT

Lap	D	Time	Sector 1	Sector 2	Sector 3	T. Spd	Elapsed
1		14:22:55.735	14:21:42.916	33.550	39.269		14:22:55.735
2		1:44.482	32.928	32.776	38.778	255.3	14:24:40.217
3		1:43.963	32.643	32.844	38.476	255.9	14:26:24.180
4		1:43.912	32.491	32.426	38.995	257.1	14:28:08.092
5		~~1:45.939~~	32.804	34.079	39.056	255.3	14:29:54.031
6		~~1:43.405~~	32.558	32.434	38.413	256.5	14:31:37.436
7		1:49.576	P 32.708	32.583	44.285	257.1	14:33:27.012
8		6:07.804	4:53.617	33.978	40.209		14:39:34.816
9		1:47.546	33.818	33.899	39.829	251.7	14:41:22.362
10		1:47.850	33.489	33.429	40.932	252.9	14:43:10.212
11		~~1:53.564~~	34.378	36.047	43.139	253.5	14:45:03.776
12		1:46.938	33.698	33.470	39.770	250.5	14:46:50.714
13		1:47.624	33.459	33.693	40.472	253.5	14:48:38.338
14		1:52.752	35.594	34.344	42.814	251.7	14:50:31.090
15		1:47.879	34.055	33.978	39.846	252.3	14:52:18.969
16		1:47.841	34.144	33.794	39.903	252.9	14:54:06.810
17		2:00.604	P 33.504	33.708	53.392	252.3	14:56:07.414

80 — Luca Ludwig — Ferrari 488 GT3 Evo
PROAM — Iván Velasco — Mertel Motorsport

Lap	D	Time	Sector 1	Sector 2	Sector 3	T. Spd	Elapsed
1		14:23:29.841	P 14:22:03.249	38.267	48.325		14:23:29.841
2		3:55.593	P 2:33.037	35.938	46.618		14:27:25.434
3		15:36.828	14:24.790	33.375	38.663		14:43:02.262
4		1:42.933	32.298	32.427	38.208	252.9	14:44:45.195
5		1:50.080	P 32.345	32.644	45.091	255.3	14:46:35.275
6		3:15.072	1:56.908	36.244	41.920		14:49:50.347
7		~~1:50.637~~	32.312	36.356	41.969	254.7	14:51:40.984
8		1:43.221	32.505	32.634	38.082	252.9	14:53:24.205
9		~~1:49.128~~	P 32.381	32.585	44.162	254.7	14:55:13.333

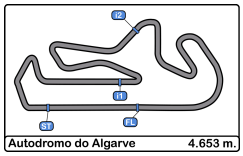

Autodromo Int. do Algarve
International GT Open
Free practice - 2
Lap Analysis

82 — Marcelo Ramírez — Mercedes AMG GT3 EVO
PRO — Ralf Aron — GetSpeed

Lap	D	Time	Sector 1	Sector 2	Sector 3	T. Spd	Elapsed
1		14:23:05.641	14:21:35.747	43.516	46.378		14:23:05.641
2		2:05.574	41.010	42.169	42.395	188.1	14:25:11.215
3		1:54.583	35.894	36.515	42.174	246.5	14:27:05.798
4		1:52.771	35.262	35.593	41.916	247.7	14:28:58.569
5		1:52.819	36.442	35.940	40.437	210.9	14:30:51.388
6		1:45.613	33.299	33.549	38.765	250.5	14:32:37.001
7		1:46.262	32.904	33.400	39.958	254.7	14:34:23.263
8		~~1:44.930~~	32.917	33.435	38.578	251.7	14:36:08.193
9		~~1:44.680~~	32.726	33.466	38.488	255.3	14:37:52.873
10		1:54.072	33.468	33.938	46.666	256.5	14:39:46.945
11		4:44.676	3:33.420	32.869	38.387		14:44:31.621
12		1:43.395	32.238	33.002	38.155	255.9	14:46:15.016
13		1:45.222	32.250	32.827	40.145	257.1	14:48:00.238
14		1:43.736	32.337	32.817	38.582	257.1	14:49:43.974
15		1:46.507	34.042	33.208	39.257	257.7	14:51:30.481
16		1:42.912	32.236	32.445	38.231	255.9	14:53:13.393
17		~~1:48.236~~	32.221	32.657	43.358	256.5	14:55:01.629
18		~~3:05.978~~	1:46.168	33.734	46.076		14:58:07.607
19		2:55.109	1:38.985	33.377	42.747		15:01:02.716
20		~~3:02.228~~	1:44.142	35.456	42.630		15:04:04.944
21		2:02.672	40.847	35.533	46.292	249.4	15:06:07.616
22		2:49.427	1:37.301	32.906	39.220		15:08:57.043
23		~~1:43.669~~	32.778	32.662	38.229	251.7	15:10:40.712
24		~~1:48.166~~	32.376	32.718	43.072	257.1	15:12:28.878
25		2:51.479	1:38.276	33.999	39.204		15:15:20.357
26		~~1:46.449~~	33.266	33.574	39.609	252.3	15:17:06.806
27		1:52.700	34.510	33.647	44.543	254.1	15:18:59.506

86 — Audunn Gudmundsson — Porsche 911 GT3 R (992)
AM — Thorvaldur Gissurarson — Team Thor

Lap	D	Time	Sector 1	Sector 2	Sector 3	T. Spd	Elapsed
1		14:21:14.397	14:19:49.708	40.015	44.674		14:21:14.397
2		1:57.499	35.950	38.643	42.906	248.8	14:23:11.896
3		1:52.766	35.442	36.158	41.166	248.8	14:25:04.662
4		1:55.427	34.364	35.167	45.896	252.3	14:27:00.089
5		1:49.351	34.349	34.726	40.276	248.8	14:28:49.440
6		~~1:48.679~~	34.043	34.442	40.194	251.1	14:30:38.119
7		1:49.119	33.842	34.500	40.777	252.3	14:32:27.238
8		1:48.678	34.868	34.244	39.566	238.9	14:34:15.916
9		1:47.265	33.456	34.266	39.543	252.9	14:36:03.181
10		~~1:49.848~~	33.980	34.588	40.280	253.5	14:37:52.029
11		1:47.619	33.680	34.127	39.812	251.1	14:39:39.648
12		1:48.255	34.197	34.872	39.186	237.8	14:41:27.903
13		1:46.506	33.464	33.849	39.193	253.5	14:43:14.409
14		1:47.422	33.147	34.260	40.015	254.7	14:45:01.831
15		~~1:47.419~~	33.470	34.198	39.751	252.9	14:46:49.250
16		1:55.513	33.396	34.171	47.946	252.9	14:48:44.763
17		4:06.239	2:53.603	33.588	39.048		14:52:51.002
18		1:44.500	32.823	33.269	38.408	253.5	14:54:35.502
19		2:12.685	58.102	33.648	40.935	253.5	14:56:48.187
20		1:46.214	33.255	33.960	38.999	255.3	14:58:34.401
21		1:45.211	32.754	33.478	38.979	253.5	15:00:19.612
22		1:44.894	32.828	33.419	38.647	254.7	15:02:04.506
23		1:44.984	32.732	33.063	39.189	255.3	15:03:49.490
24		1:48.665	35.986	33.737	38.942	254.1	15:05:38.155
25		1:44.719	32.855	33.028	38.836	253.5	15:07:22.874
26		1:45.144	32.808	33.017	39.319	255.3	15:09:08.018
27		~~1:45.901~~	32.907	33.181	39.813	255.9	15:10:53.919
28		1:53.058	33.445	33.515	46.098	254.7	15:12:46.977
29		3:02.655	1:50.530	32.946	39.179		15:15:49.632
30		1:47.248	34.995	33.058	39.195	254.7	15:17:36.880
31		1:45.110	33.026	32.989	39.095	255.9	15:19:21.990
32		1:53.587	33.152	33.574	46.861	254.1	15:21:15.577

108 — Ameerh Naran — Mercedes AMG GT3 EVO
PROAM — Tom Jackson — Vimana by GetSpeed

Lap	D	Time	Sector 1	Sector 2	Sector 3	T. Spd	Elapsed
1		14:25:16.414	14:24:02.970	33.217	40.227		14:25:16.414
2		1:45.053	32.928	33.487	38.638	250.0	14:27:01.467
3		1:54.256	35.116	34.164	44.976	255.9	14:28:55.723

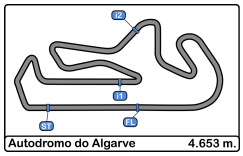

Autodromo Int. do Algarve
International GT Open
Free practice - 2
Lap Analysis

188 — Mark Sansom — McLaren 720S GT3 EVO

AM — Miguel Ramos — Garage 59

Lap	D	Time	Sector 1	Sector 2	Sector 3	T. Spd	Elapsed
1		14:21:17.679	14:19:52.968	36.931	47.780		14:21:17.679
2		2:00.960	34.810	41.012	45.138	248.8	14:23:18.639
3		1:47.800	33.817	34.115	39.868	247.1	14:25:06.439
4		1:47.954	34.772	33.838	39.344	250.0	14:26:54.393
5		1:44.919	32.966	33.261	38.692	252.9	14:28:39.312
6		1:45.022	32.895	33.236	38.891	251.7	14:30:24.334
7		1:54.374	32.835	33.350	48.189	251.7	14:32:18.708
8		1:44.527	32.869	33.143	38.515	252.9	14:34:03.235
9		1:44.363	32.701	33.098	38.564	251.7	14:35:47.598
10		1:44.359	32.808	33.079	38.472	253.5	14:37:31.957
11		1:43.843	32.599	33.008	38.236	252.9	14:39:15.800
12		1:44.155	32.605	33.250	38.300	254.1	14:40:59.955
13		1:53.819	P 33.578	33.966	46.275	253.5	14:42:53.774
14		4:10.035	2:57.426	33.707	38.902		14:47:03.809
15		1:43.886	32.669	32.985	38.232	252.3	14:48:47.695
16		1:44.187	32.592	32.980	38.615	253.5	14:50:31.882
17		~~1:51.498~~	33.783	35.961	41.754	252.9	14:52:23.380
18		1:44.260	32.829	33.192	38.239	251.1	14:54:07.640
19		1:55.041	P 33.474	33.840	47.727	232.2	14:56:02.681
20		18:53.972	17:39.575	34.870	39.527		15:14:56.653
21		1:48.455	33.976	34.965	39.514	247.7	15:16:45.108
22		1:47.119	33.811	34.143	39.165	248.8	15:18:32.227
23		1:54.367	P 34.045	34.144	46.178	249.4	15:20:26.594

777 — Marcin Jedliński — Ferrari 296 GT3

PROAM — Karol Basz — Olimp Racing

Lap	D	Time	Sector 1	Sector 2	Sector 3	T. Spd	Elapsed
1		14:21:22.518	14:20:07.451	33.100	41.967		14:21:22.518
2		~~1:44.648~~	32.304	33.710	38.634	257.1	14:23:07.166
3		~~1:43.596~~	32.775	32.539	38.282	259.6	14:24:50.762
4		1:43.610	32.296	32.578	38.736	257.7	14:26:34.372
5		1:49.484	P 32.434	32.507	44.543	257.7	14:28:23.856
6		4:20.920	3:09.674	32.620	38.626		14:32:44.776
7		~~1:43.140~~	32.253	32.489	38.398	257.7	14:34:27.916
8		~~1:50.356~~	P 32.743	32.942	44.671	258.3	14:36:18.272
9		13:55.512	12:41.848	34.007	39.657		14:50:13.784
10		1:47.423	33.310	33.672	40.441	253.5	14:52:01.207
11		~~1:45.594~~	33.025	33.503	39.066	254.1	14:53:46.801
12		~~1:58.758~~	38.335	37.952	42.471	254.7	14:55:45.559
13		~~1:47.991~~	34.963	33.664	39.364	254.1	14:57:33.550
14		1:46.813	33.614	33.707	39.492	255.9	14:59:20.363
15		~~1:54.501~~	P 33.072	33.900	47.529	254.7	15:01:14.864
16		4:14.250	3:01.575	33.599	39.076		15:05:29.114
17		1:45.891	33.157	33.703	39.031	255.3	15:07:15.005
18		1:45.320	32.925	33.378	39.017	255.3	15:09:00.325
19		1:59.066	P 36.168	35.271	47.627	255.3	15:10:59.391
20		~~3:02.977~~	1:51.173	32.760	39.044		15:14:02.368
21		~~1:43.745~~	32.439	32.627	38.679	258.9	15:15:46.113
22		1:43.932	32.458	32.882	38.592	258.3	15:17:30.045
23		1:43.767	32.404	32.789	38.574	258.3	15:19:13.812
24		1:58.497	P 32.371	34.115	52.011	257.1	15:21:12.309

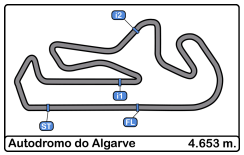

Autodromo Int. do Algarve

International GT Open

Free practice - 2

Best Sectors Results

	Sector - 1			Sector - 2			Sector - 3			Ideal Lap vs Best Lap					
Clas	Nº	Driver	Time	Nº	Driver	Time	Nº	Driver	Time	Clas	Nº	Driver	Ideal Lap	Best Lap	Clas
1	31	Hash - Fontana	31.976	1	Reicher - Haase	32.315	31	Hash - Fontana	37.635	1	31	Hash - Fontana	1:42.096	1:42.247	1
2	9	Bartone - Schiller	32.051	11	Révész - Cairoli	32.362	11	Révész - Cairoli	37.708	2	11	Révész - Cairoli	1:42.191	1:42.404	2
3	11	Révész - Cairoli	32.121	9	Bartone - Schiller	32.408	20	Pierburg - Baumann	37.833	3	9	Bartone - Schiller	1:42.409	1:42.635	3
4	55	De Meeus - Abril	32.128	79	Zelger - Babini	32.426	54	Müller - Mettler	37.863	4	1	Reicher - Haase	1:42.728	1:42.934	8
5	18	Nesov - Kizilov	32.212	80	Ludwig - Velasco	32.427	9	Bartone - Schiller	37.950	5	54	Müller - Mettler	1:42.748	1:42.760	4
6	1	Reicher - Haase	32.220	82	Ramírez - Aron	32.445	33	Macdonald - Kell	37.957	6	20	Pierburg - Baumann	1:42.795	1:42.795	5
7	82	Ramírez - Aron	32.221	31	Hash - Fontana	32.485	28	Bonduel - Dörrbecker	37.979	7	80	Ludwig - Velasco	1:42.807	1:42.933	7
8	54	Müller - Mettler	32.236	777	Jedliński - Basz	32.489	6	Jans - Walker	37.987	8	82	Ramírez - Aron	1:42.821	1:42.912	6
9	6	Jans - Walker	32.250	65	Neumann - Dunner	32.536	55	De Meeus - Abril	38.000	9	6	Jans - Walker	1:42.829	1:43.388	13
10	777	Jedliński - Basz	32.253	20	Pierburg - Baumann	32.549	80	Ludwig - Velasco	38.082	10	33	Macdonald - Kell	1:42.830	1:42.968	9
11	51	Bennett - Mosca	32.275	33	Macdonald - Kell	32.561	18	Nesov - Kizilov	38.102	11	55	De Meeus - Abril	1:42.864	1:43.079	10
12	80	Ludwig - Velasco	32.298	21	Forgione - Rugolo	32.565	82	Ramírez - Aron	38.155	12	18	Nesov - Kizilov	1:42.904	1:43.121	11
13	33	Macdonald - Kell	32.312	75	Salaquarda - Milota	32.573	1	Reicher - Haase	38.193	13	28	Bonduel - Dörrbecker	1:42.951	1:43.127	12
14	21	Forgione - Rugolo	32.331	18	Nesov - Kizilov	32.590	4	Porter - Meakin	38.195	14	777	Jedliński - Basz	1:43.024	1:43.610	17
15	17	Lebbon - Emson	32.349	6	Jans - Walker	32.592	188	Sansom - Ramos	38.232	15	21	Forgione - Rugolo	1:43.145	1:43.414	15
16	4	Porter - Meakin	32.364	28	Bonduel - Dörrbecker	32.605	13	Visoiu - Krütten	38.238	16	4	Porter - Meakin	1:43.282	1:43.437	16
17	28	Bonduel - Dörrbecker	32.367	13	Visoiu - Krütten	32.640	21	Forgione - Rugolo	38.249	17	75	Salaquarda - Milota	1:43.288	1:43.388	14
18	20	Pierburg - Baumann	32.413	54	Müller - Mettler	32.649	777	Jedliński - Basz	38.282	18	13	Visoiu - Krütten	1:43.327	1:43.858	21
19	75	Salaquarda - Milota	32.413	10	Grove - Grove	32.651	75	Salaquarda - Milota	38.302	19	79	Zelger - Babini	1:43.330	1:43.912	22
20	13	Visoiu - Krütten	32.449	17	Lebbon - Emson	32.708	51	Bennett - Mosca	38.304	20	51	Bennett - Mosca	1:43.378	1:43.770	19
21	79	Zelger - Babini	32.491	4	Porter - Meakin	32.723	17	Lebbon - Emson	38.330	21	17	Lebbon - Emson	1:43.387	1:43.730	18
22	10	Grove - Grove	32.513	26	Blanchemain - Påverud	32.727	63	Doquin - Petrov	38.364	22	188	Sansom - Ramos	1:43.804	1:43.843	20
23	26	Blanchemain - Påverud	32.513	55	De Meeus - Abril	32.736	5	Jedliński - Korzeniowski	38.386	23	63	Doquin - Petrov	1:43.834	1:43.959	23
24	188	Sansom - Ramos	32.592	51	Bennett - Mosca	32.799	86	Gudmundsson - Gissurarson	38.408	24	10	Grove - Grove	1:43.834	1:44.241	24
25	63	Doquin - Petrov	32.594	63	Doquin - Petrov	32.876	79	Zelger - Babini	38.413	25	5	Jedliński - Korzeniowski	1:43.874	1:44.314	25
26	5	Jedliński - Korzeniowski	32.594	5	Jedliński - Korzeniowski	32.894	108	Naran - Jackson	38.638	26	86	Gudmundsson - Gissurarson	1:44.086	1:44.500	26
27	86	Gudmundsson - Gissurarson	32.732	86	Gudmundsson - Gissurarson	32.946	10	Grove - Grove	38.670	27	26	Blanchemain - Påverud	1:44.086	1:44.522	27
28	108	Naran - Jackson	32.928	188	Sansom - Ramos	32.980	19	Rogalski - Ugran	38.785	28	19	Rogalski - Ugran	1:44.769	1:45.019	28
29	19	Rogalski - Ugran	32.951	19	Rogalski - Ugran	33.033	26	Blanchemain - Påverud	38.846	29	108	Naran - Jackson	1:44.783	1:45.053	29
30	77	Alfredo Hernández	33.315	108	Naran - Jackson	33.217	77	Alfredo Hernández	39.191	30	77	Alfredo Hernández	1:45.857	1:46.645	30
31	65	Neumann - Dunner	1:47.119	77	Alfredo Hernández	33.351	65	Neumann - Dunner	42.627	31	65	Neumann - Dunner	3:02.282	3:05.262	31

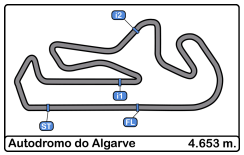

Autodromo Int. do Algarve
International GT Open
Free practice - 2
Best 5 Lap Times

													Best 1		Best 2		Best 3		Best 4		Best 5	
Cl	Nº	Entrant/Team	Nat	Driver 1	Nat	Driver 2	Nat	Vehicle	Cat	Cl	Time	Lap	Time	Lap	Time	Lap	Time	Lap	Time	Lap
1	31	Car Collection Motorsport	DEU	Hash	USA	Alex Fontana	CHE	Porsche 911 GT3 R (992)	PROAM	1	**1:42.247**	27	1:42.400	26	1:42.534	6	1:42.944	4	1:43.039	3
2	11	Team Motopark	DEU	Levente Révész	HUN	Matteo Cairoli	ITA	Mercedes AMG GT3 EVO	PRO	1	**1:42.404**	4	1:42.465	3	1:42.716	2	1:42.746	5	1:43.100	22
3	9	GetSpeed	DEU	Anthony Bartone	USA	Fabian Schiller	DEU	Mercedes AMG GT3 EVO	PRO	2	**1:42.635**	20	1:42.655	21	1:43.093	18	1:43.206	19	1:43.581	8
4	54	CBRX by SPS	DEU	Dexter Müller	CHE	Yannick Mettler	CHE	Mercedes AMG GT3 EVO	PROAM	2	**1:42.760**	4	1:42.934	7	1:43.336	3	1:45.374	23	1:45.562	24
5	20	SPS Automotive Performance	DEU	Valentin Pierburg	DEU	Dominik Baumann	AUT	Mercedes AMG GT3 EVO	PROAM	3	**1:42.795**	7	1:43.064	5	1:43.279	4	1:43.749	3	1:44.199	6
6	82	GetSpeed	DEU	Marcelo Ramírez	MEX	Ralf Aron	EST	Mercedes AMG GT3 EVO	PRO	3	**1:42.912**	16	1:43.395	12	1:43.736	14	1:45.222	13	1:45.613	6
7	80	Mertel Motorsport	DEU	Luca Ludwig	DEU	Iván Velasco	ESP	Ferrari 488 GT3 Evo	PROAM	4	**1:42.933**	4	1:43.221	8	1:50.080	5	3:15.072	6	3:55.593	2
8	1	Eastalent Racing	AUT	Simon Reicher	AUT	Christopher Haase	DEU	Audi R8 LMS GT3 EVO II	PRO	4	**1:42.934**	6	1:43.092	10	1:43.116	4	1:43.139	5	1:43.173	12
9	33	Greystone GT	GBR	Dean Macdonald	GBR	James Kell	GBR	McLaren 720S GT3 EVO	PRO	5	**1:42.968**	10	1:43.046	9	1:43.105	8	1:44.231	16	1:44.331	14
10	55	AF Corse	ITA	Laurent De Meeus	BEL	Vincent Abril	FRA	Ferrari 296 GT3	PROAM	5	**1:43.079**	7	1:43.112	10	1:43.269	8	1:44.873	9	1:45.157	6
11	18	Dinamic GT	ITA	Alexey Nesov	NO	Maksim Kizilov	NO	Porsche 911 GT3 R (992)	PRO	6	**1:43.121**	26	1:43.174	29	1:43.479	28	1:43.540	27	1:43.674	5
12	28	BDR Grupo Prom Racing Team	BEL	Amaury Bonduel	FRA	Luis Michael Dörrbecker	MEX	Mercedes AMG GT3 EVO	PRO	7	**1:43.127**	7	1:43.239	5	1:44.823	20	1:45.030	21	1:45.307	18
13	6	GetSpeed	DEU	Steve Jans	LUX	Aaron Walker	GBR	Mercedes AMG GT3 EVO	PROAM	6	**1:43.388**	4	1:43.512	6	1:43.531	5	1:43.852	3	1:44.028	9
14	75	Team ISR	CZE	Filip Salaquarda	CZE	Libor Milota	CZE	Audi R8 LMS GT3 EVO II	PROAM	7	**1:43.388**	8	1:43.567	6	1:43.824	5	1:44.743	16	1:44.901	18
15	21	AF Corse	ITA	Gino Forgione	CHE	Michele Rugolo	ITA	Ferrari 296 GT3	AM	1	**1:43.414**	7	1:43.512	28	1:43.526	6	1:43.529	29	1:43.586	27
16	4	Optimum Motorsport	GBR	Michael Porter	GBR	Zac Meakin	GBR	McLaren 720S GT3 EVO	PRO	8	**1:43.437**	6	1:43.473	10	1:43.563	11	1:43.615	5	1:43.740	4
17	777	Olimp Racing	POL	Marcin Jedliński	POL	Karol Basz	POL	Ferrari 296 GT3	PROAM	8	**1:43.610**	4	1:43.767	23	1:43.932	22	1:45.320	18	1:45.891	17
18	17	Elite Motorsport with Entire Race Engineering	GBR	Tom Lebbon	GBR	Tom Emson	GBR	Ferrari 296 GT3	PRO	9	**1:43.730**	10	1:43.814	12	1:43.865	11	1:43.885	17	1:44.037	18
19	51	AF Corse	ITA	Carl Bennett	THA	Tommaso Mosca	ITA	Ferrari 296 GT3	PRO	10	**1:43.770**	30	1:43.859	9	1:43.897	29	1:43.952	31	1:44.017	16
20	188	Garage 59	GBR	Mark Sansom	GBR	Miguel Ramos	PRT	McLaren 720S GT3 EVO	AM	2	**1:43.843**	11	1:43.886	15	1:44.155	12	1:44.187	16	1:44.260	18
21	13	Team Motopark	DEU	Robert Visoiu	ROU	Niklas Krütten	DEU	Mercedes AMG GT3 EVO	PRO	11	**1:43.858**	8	1:43.926	12	1:44.341	11	1:44.380	13	1:46.721	10
22	79	Tsunami RT	SMR	Johannes Zelger	ITA	Fabio Babini	ITA	Porsche 911 GT3 R (992)	PROAM	9	**1:43.912**	4	1:43.963	3	1:44.482	2	1:46.938	12	1:47.546	9
23	63	Oregon Team	ITA	Antoine Doquin	FRA	Artem Petrov	ISR	Lamborghini Huracán GT3 EVO2	PRO	12	**1:43.959**	3	1:44.941	10	1:45.651	14	1:51.683	11	2:46.469	15
24	10	Iron Lynx	ITA	Brenton Grove	AUS	Stephen Grove	AUS	Mercedes AMG GT3 EVO	PROAM	10	**1:44.241**	18	1:44.249	8	1:44.266	7	1:44.298	10	1:44.330	19
25	5	Olimp Racing	POL	Stanislaw Jedliński	POL	Krystian Korzeniowski	POL	Ferrari 296 GT3	AM	3	**1:44.314**	5	1:44.694	2	1:51.497	24	1:52.864	26	1:52.959	18
26	86	Team Thor	ISL	Audunn Gudmundsson	ISL	Thorvaldur Gissurarson	ISL	Porsche 911 GT3 R (992)	AM	4	**1:44.500**	18	1:44.719	25	1:44.894	22	1:44.984	23	1:45.110	31
27	26	Sainteloc Racing	FRA	Michael Blanchemain	FRA	Marcus Påverud	NOR	Audi R8 LMS GT3 EVO II	PROAM	11	**1:44.522**	17	1:46.173	11	1:46.211	13	1:46.510	10	1:47.006	7
28	19	Oregon Team	ITA	Robin Rogalski	POL	Filip Ugran	ROU	Lamborghini Huracán GT3 EVO2	PRO	13	**1:45.019**	8	1:45.043	9	1:45.111	6	1:45.529	17	1:45.564	18
29	108	Vimana by GetSpeed	DEU	Ameerh Naran	ZWE	Tom Jackson	GBR	Mercedes AMG GT3 EVO	PROAM	12	**1:45.053**	2	1:54.256	3						
30	77	BDR Grupo Prom Racing Team	BEL	Alfredo Hernández	MEX			Mercedes AMG GT3 EVO	AM	5	**1:46.645**	8	1:47.152	13	1:47.284	5	1:47.432	15	1:47.529	4
31	65	Team Motopark	DEU	Heiko Neumann	DEU	Lukas Dunner	AUT	Mercedes AMG GT3 EVO	PROAM	13	**3:05.262**	3	3:06.501	2						

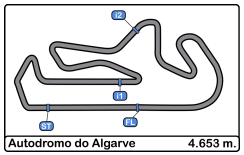

Autodromo Int. do Algarve
International GT Open
Free practice - 2
Best 5 Top Speeds

														Top 1		Top 2		Top 3		Top 4		Top 5		
Cl	Nº	Entrant/Team	Nat	Driver 1	Nat	Driver 2	Nat	Vehicle	Cat	Cl	Km/h	Lap	Km/h	Lap	Km/h	Lap	Km/h	Lap	Km/h	Lap	Km/h	Lap	Avg
1	777	Olimp Racing	POL	Marcin Jedliński	POL	Karol Basz	POL	Ferrari 296 GT3	PROAM	1	259.6	3	258.9	21	258.3	8	258.3	22	258.3	23	258.7		
2	51	AF Corse	ITA	Carl Bennett	THA	Tommaso Mosca	ITA	Ferrari 296 GT3	PRO	1	258.9	14	258.3	16	258.3	17	258.3	19	258.3	28	258.4		
3	11	Team Motopark	DEU	Levente Révész	HUN	Matteo Cairoli	ITA	Mercedes AMG GT3 EVO	PRO	2	258.3	3	258.3	4	258.3	15	258.3	16	258.3	17	258.3		
4	5	Olimp Racing	POL	Stanislaw Jedliński	POL	Krystian Korzeniowski	POL	Ferrari 296 GT3	AM	1	257.7	6	257.7	7	257.1	5	256.5	4	255.9	3	257.0		
5	13	Team Motopark	DEU	Robert Visoiu	ROU	Niklas Krütten	DEU	Mercedes AMG GT3 EVO	PRO	3	257.7	14	257.1	8	257.1	9	256.5	10	256.5	11	257.0		
6	20	SPS Automotive Performance	DEU	Valentin Pierburg	DEU	Dominik Baumann	AUT	Mercedes AMG GT3 EVO	PROAM	2	257.7	8	255.9	6	255.9	16	255.3	3	255.3	4	256.0		
7	21	AF Corse	ITA	Gino Forgione	CHE	Michele Rugolo	ITA	Ferrari 296 GT3	AM	2	257.7	8	256.5	6	255.9	7	255.9	24	255.9	27	256.4		
8	31	Car Collection Motorsport	DEU	Hash	USA	Alex Fontana	CHE	Porsche 911 GT3 R (992)	PROAM	3	257.7	28	257.1	26	257.1	27	256.5	17	255.3	3	256.7		
9	33	Greystone GT	GBR	Dean Macdonald	GBR	James Kell	GBR	McLaren 720S GT3 EVO	PRO	4	257.7	15	257.1	14	256.5	10	256.5	11	256.5	13	256.8		
10	75	Team ISR	CZE	Filip Salaquarda	CZE	Libor Milota	CZE	Audi R8 LMS GT3 EVO II	PROAM	4	257.7	9	256.5	13	255.9	7	255.3	3	255.3	19	256.1		
11	82	GetSpeed	DEU	Marcelo Ramírez	MEX	Ralf Aron	EST	Mercedes AMG GT3 EVO	PRO	5	257.7	15	257.1	13	257.1	14	257.1	24	256.5	10	257.1		
12	9	GetSpeed	DEU	Anthony Bartone	USA	Fabian Schiller	DEU	Mercedes AMG GT3 EVO	PRO	6	257.1	14	256.5	11	256.5	19	256.5	21	256.5	22	256.6		
13	54	CBRX by SPS	DEU	Dexter Müller	CHE	Yannick Mettler	CHE	Mercedes AMG GT3 EVO	PROAM	5	257.1	5	257.1	6	257.1	8	256.5	12	255.9	13	256.7		
14	79	Tsunami RT	SMR	Johannes Zelger	ITA	Fabio Babini	ITA	Porsche 911 GT3 R (992)	PROAM	6	257.1	4	257.1	7	256.5	6	255.9	3	255.3	2	256.4		
15	1	Eastalent Racing	AUT	Simon Reicher	AUT	Christopher Haase	DEU	Audi R8 LMS GT3 EVO II	PRO	7	256.5	6	256.5	7	255.9	10	255.9	11	255.3	5	256.0		
16	18	Dinamic GT	ITA	Alexey Nesov	ND	Maksim Kizilov	ND	Porsche 911 GT3 R (992)	PRO	8	256.5	28	256.5	30	255.9	25	255.9	26	255.3	27	256.0		
17	26	Sainteloc Racing	FRA	Michael Blanchemain	FRA	Marcus Påverud	NOR	Audi R8 LMS GT3 EVO II	PROAM	7	256.5	18	255.3	3	255.3	19	255.3	20	255.3	21	255.5		
18	28	BDR Grupo Prom Racing Team	BEL	Amaury Bonduel	FRA	Luis Michael Dörrbecker	MEX	Mercedes AMG GT3 EVO	PRO	9	255.9	6	255.9	8	255.9	11	255.3	7	254.7	10	255.5		
19	86	Team Thor	ISL	Audunn Gudmundsson	ISL	Thorvaldur Gissurarson	ISL	Porsche 911 GT3 R (992)	AM	3	255.9	27	255.9	31	255.3	20	255.3	23	255.3	26	255.5		
20	108	Vimana by GetSpeed	DEU	Ameerh Naran	ZWE	Tom Jackson	GBR	Mercedes AMG GT3 EVO	PROAM	8	255.9	3	250.0	2							252.9		
21	4	Optimum Motorsport	GBR	Michael Porter	GBR	Zac Meakin	GBR	McLaren 720S GT3 EVO	PRO	10	255.3	10	255.3	11	254.7	7	254.7	9	254.1	2	254.8		
22	6	GetSpeed	DEU	Steve Jans	LUX	Aaron Walker	GBR	Mercedes AMG GT3 EVO	PROAM	9	255.3	7	255.3	10	255.3	14	254.7	4	254.7	5	255.0		
23	17	Elite Motorsport with Entire Race Engineering	GBR	Tom Lebbon	GBR	Tom Emson	GBR	Ferrari 296 GT3	PRO	11	255.3	18	255.3	25	254.7	16	254.7	19	254.1	7	254.8		
24	55	AF Corse	ITA	Laurent De Meeus	BEL	Vincent Abril	FRA	Ferrari 296 GT3	PROAM	10	255.3	7	255.3	8	255.3	11	254.7	9	254.7	10	255.0		
25	77	BDR Grupo Prom Racing Team	BEL	Alfredo Hernández	MEX			Mercedes AMG GT3 EVO	AM	4	255.3	9	254.7	8	254.1	10	253.5	15	252.3	7	254.0		
26	80	Mertel Motorsport	DEU	Luca Ludwig	DEU	Iván Velasco	ESP	Ferrari 488 GT3 Evo	PROAM	11	255.3	5	254.7	7	254.7	9	252.9	4	252.9	8	254.1		
27	19	Oregon Team	ITA	Robin Rogalski	POL	Filip Ugran	ROU	Lamborghini Huracán GT3 EVO2	PRO	12	254.7	10	254.1	18	252.9	7	252.9	8	252.9	9	253.5		
28	10	Iron Lynx	ITA	Brenton Grove	AUS	Stephen Grove	AUS	Mercedes AMG GT3 EVO	PROAM	12	254.1	12	253.5	11	253.5	19	253.5	30	252.9	9	253.5		
29	188	Garage 59	GBR	Mark Sansom	GBR	Miguel Ramos	PRT	McLaren 720S GT3 EVO	AM	5	254.1	12	253.5	10	253.5	13	253.5	16	252.9	5	253.5		
30	63	Oregon Team	ITA	Antoine Doquin	FRA	Artem Petrov	ISR	Lamborghini Huracán GT3 EVO2	PRO	13	252.9	11	252.9	14	252.3	6	252.3	8	252.3	10	252.5		

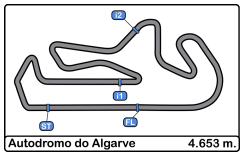

Autodromo Int. do Algarve

International GT Open

Free practice - 2

Fastest Laps Sequence

Lap	Time of Day	Session Time	Nº	Entrant/Team	Nat	Driver 1	Nat	Driver 2	Nat	Vehicle	Cat	Time	Km/h
2	14:21:40.040	3:40.040	**10**	Iron Lynx	ITA	Brenton Grove	AUS	Stephen Grove	AUS	Mercedes AMG GT3 EVO	PROAM	**1:47.330**	156.0
2	14:22:17.538	4:17.538	**75**	Team ISR	CZE	Filip Salaquarda	CZE	Libor Milota	CZE	Audi R8 LMS GT3 EVO II	PROAM	**1:45.971**	158.0
2	14:22:23.729	4:23.729	**31**	Car Collection Motorsport	DEU	Hash	USA	Alex Fontana	CHE	Porsche 911 GT3 R (992)	PROAM	**1:43.718**	161.5
3	14:24:06.768	6:06.768	**31**	Car Collection Motorsport	DEU	Hash	USA	Alex Fontana	CHE	Porsche 911 GT3 R (992)	PROAM	**1:43.039**	162.5
4	14:25:49.712	7:49.712	**31**	Car Collection Motorsport	DEU	Hash	USA	Alex Fontana	CHE	Porsche 911 GT3 R (992)	PROAM	**1:42.944**	162.7
6	14:29:16.633	11:16.633	**31**	Car Collection Motorsport	DEU	Hash	USA	Alex Fontana	CHE	Porsche 911 GT3 R (992)	PROAM	**1:42.534**	163.3
3	14:38:34.168	20:34.168	**11**	Team Motopark	DEU	Levente Révész	HUN	Matteo Cairoli	ITA	Mercedes AMG GT3 EVO	PRO	**1:42.465**	163.4
4	14:40:16.572	22:16.572	**11**	Team Motopark	DEU	Levente Révész	HUN	Matteo Cairoli	ITA	Mercedes AMG GT3 EVO	PRO	**1:42.404**	163.5
26	15:17:18.065	59:18.065	**31**	Car Collection Motorsport	DEU	Hash	USA	Alex Fontana	CHE	Porsche 911 GT3 R (992)	PROAM	**1:42.400**	163.5
27	15:19:00.312	1:01:00.312	**31**	Car Collection Motorsport	DEU	Hash	USA	Alex Fontana	CHE	Porsche 911 GT3 R (992)	PROAM	**1:42.247**	163.8

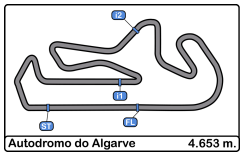

Autodromo Int. do Algarve
International GT Open
Free practice - 2
Event Best Maximum Speed

Nº	Entrant/Team	Nat	Driver 1	Nat	Driver 2	Nat	Vehicle	Cat	Km/h	Session
75	Team ISR	CZE	Filip Salaquarda	CZE	Libor Milota	CZE	Audi R8 LMS GT3 EVO II	PROAM	269.3	Private test - 2
82	GetSpeed	DEU	Marcelo Ramírez	MEX	Ralf Aron	EST	Mercedes AMG GT3 EVO	PRO	267.9	Private test - 2
51	AF Corse	ITA	Carl Bennett	THA	Tommaso Mosca	ITA	Ferrari 296 GT3	PRO	267.9	Private test - 2
9	GetSpeed	DEU	Anthony Bartone	USA	Fabian Schiller	DEU	Mercedes AMG GT3 EVO	PRO	267.9	Private test - 2
79	Tsunami RT	SMR	Johannes Zelger	ITA	Fabio Babini	ITA	Porsche 911 GT3 R (992)	PROAM	267.9	Private test - 2
4	Optimum Motorsport	GBR	Michael Porter	GBR	Zac Meakin	GBR	McLaren 720S GT3 EVO	PRO	267.3	Private test - 2
86	Team Thor	ISL	Audunn Gudmundsson	ISL	Thorvaldur Gissurarson	ISL	Porsche 911 GT3 R (992)	AM	266.6	Private test - 2
30									266.6	Private test - 2
17	Elite Motorsport with Entire Race Engineering	GBR	Tom Lebbon	GBR	Tom Emson	GBR	Ferrari 296 GT3	PRO	266.6	Private test - 2
777	Olimp Racing	POL	Marcin Jedliński	POL	Karol Basz	POL	Ferrari 296 GT3	PROAM	266.6	Private test - 2
11	Team Motopark	DEU	Levente Révész	HUN	Matteo Cairoli	ITA	Mercedes AMG GT3 EVO	PRO	266.6	Private test - 2
18	Dinamic GT	ITA	Alexey Nesov	ND	Maksim Kizilov	ND	Porsche 911 GT3 R (992)	PRO	266.0	Private test - 1
13	Team Motopark	DEU	Robert Visoiu	ROU	Niklas Krütten	DEU	Mercedes AMG GT3 EVO	PRO	266.0	Private test - 2
65	Team Motopark	DEU	Heiko Neumann	DEU	Lukas Dunner	AUT	Mercedes AMG GT3 EVO	PROAM	266.0	Private test - 2
33	Greystone GT	GBR	Dean Macdonald	GBR	James Kell	GBR	McLaren 720S GT3 EVO	PRO	266.0	Private test - 2
26	Sainteloc Racing	FRA	Michael Blanchemain	FRA	Marcus Påverud	NOR	Audi R8 LMS GT3 EVO II	PROAM	266.0	Private test - 2
21	AF Corse	ITA	Gino Forgione	CHE	Michele Rugolo	ITA	Ferrari 296 GT3	AM	265.3	Private test - 1
28	BDR Grupo Prom Racing Team	BEL	Amaury Bonduel	FRA	Luis Michael Dörrbecker	MEX	Mercedes AMG GT3 EVO	PRO	265.3	Private test - 2
5	Olimp Racing	POL	Stanislaw Jedliński	POL	Krystian Korzeniowski	POL	Ferrari 296 GT3	AM	265.3	Private test - 2
1	Eastalent Racing	AUT	Simon Reicher	AUT	Christopher Haase	DEU	Audi R8 LMS GT3 EVO II	PRO	265.3	Private test - 2
20	SPS Automotive Performance	DEU	Valentin Pierburg	DEU	Dominik Baumann	AUT	Mercedes AMG GT3 EVO	PROAM	264.7	Private test - 2
80	Mertel Motorsport	DEU	Luca Ludwig	DEU	Iván Velasco	ESP	Ferrari 488 GT3 Evo	PROAM	264.7	Private test - 2
188	Garage 59	GBR	Mark Sansom	GBR	Miguel Ramos	PRT	McLaren 720S GT3 EVO	AM	264.7	Private test - 2
10	Iron Lynx	ITA	Brenton Grove	AUS	Stephen Grove	AUS	Mercedes AMG GT3 EVO	PROAM	264.7	Private test - 2
54	CBRX by SPS	DEU	Dexter Müller	CHE	Yannick Mettler	CHE	Mercedes AMG GT3 EVO	PROAM	264.7	Private test - 2
19	Oregon Team	ITA	Robin Rogalski	POL	Filip Ugran	ROU	Lamborghini Huracán GT3 EVO2	PRO	264.0	Private test - 2
55	AF Corse	ITA	Laurent De Meeus	BEL	Vincent Abril	FRA	Ferrari 296 GT3	PROAM	264.0	Private test - 2
6	GetSpeed	DEU	Steve Jans	LUX	Aaron Walker	GBR	Mercedes AMG GT3 EVO	PROAM	263.4	Private test - 2
63	Oregon Team	ITA	Antoine Doquin	FRA	Artem Petrov	ISR	Lamborghini Huracán GT3 EVO2	PRO	262.7	Private test - 2
77	BDR Grupo Prom Racing Team	BEL	Alfredo Hernández	MEX			Mercedes AMG GT3 EVO	AM	261.5	Private test - 2
31	Car Collection Motorsport	DEU	Hash	USA	Alex Fontana	CHE	Porsche 911 GT3 R (992)	PROAM	257.7	Free practice - 2
108	Vimana by GetSpeed	DEU	Ameerh Naran	ZWE	Tom Jackson	GBR	Mercedes AMG GT3 EVO	PROAM	255.9	Free practice - 2

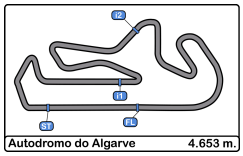

Autodromo Int. do Algarve
International GT Open
Free practice - 2
Pit Stop Analysis

1 — Simon Reicher — Audi R8 LMS GT3 EVO II
PRO — Christopher Haase — Eastalent Racing

Nº	In Day Time	In Time	Out Time	Pit Time	T. Pit Time	Handicap	Diff.
1	14:33:14.458	14:33:14.458	14:35:31.704	2:17.246	2:17.246		
2	14:46:09.820	14:46:09.820	14:47:29.957	1:20.137	3:37.383		
3	14:57:57.998	14:57:57.998	15:00:03.065	2:05.067	5:42.450		

4 — Michael Porter — McLaren 720S GT3 EVO
PRO — Zac Meakin — Optimum Motorsport

Nº	In Day Time	In Time	Out Time	Pit Time	T. Pit Time	Handicap	Diff.
1	14:31:49.853	14:31:49.853	14:33:10.914	1:21.061	1:21.061		
2	14:41:50.341	14:41:50.341	14:43:11.391	1:21.050	2:42.111		
3	14:44:59.298	14:44:59.298	14:46:20.141	1:20.843	4:02.954		

5 — Stanislaw Jedliński — Ferrari 296 GT3
AM — Krystian Korzeniowski — Olimp Racing

Nº	In Day Time	In Time	Out Time	Pit Time	T. Pit Time	Handicap	Diff.
1	14:34:17.868	14:34:17.868	14:42:01.755	7:43.887	7:43.887		
2	15:08:56.994	15:08:56.994	15:11:21.490	2:24.496	10:08.383		

6 — Steve Jans — Mercedes AMG GT3 EVO
PROAM — Aaron Walker — GetSpeed

Nº	In Day Time	In Time	Out Time	Pit Time	T. Pit Time	Handicap	Diff.
1	14:33:05.902	14:33:05.902	14:34:26.072	1:20.170	1:20.170		
2	14:48:24.568	14:48:24.568	14:49:45.690	1:21.122	2:41.292		
3	14:51:38.812	14:51:38.812	14:52:59.361	1:20.549	4:01.841		
4	14:58:12.774	14:58:12.774	14:59:33.681	1:20.907	5:22.748		
5	15:04:47.303	15:04:47.303	15:06:25.647	1:38.344	7:01.092		
6	15:08:18.366	15:08:18.366	15:09:38.818	1:20.452	8:21.544		

9 — Anthony Bartone — Mercedes AMG GT3 EVO
PRO — Fabian Schiller — GetSpeed

Nº	In Day Time	In Time	Out Time	Pit Time	T. Pit Time	Handicap	Diff.
1	14:35:35.218	14:35:35.218	14:36:56.332	1:21.114	1:21.114		
2	14:47:16.775	14:47:16.775	14:48:51.408	1:34.633	2:55.747		
3	14:50:34.829	14:50:34.829	14:53:06.045	2:31.216	5:26.963		
4	15:03:23.004	15:03:23.004	15:04:43.961	1:20.957	6:47.920		
5	15:08:12.658	15:08:12.658	15:09:37.441	1:24.783	8:12.703		
6	15:11:20.307	15:11:20.307	15:12:41.001	1:20.694	9:33.397		

10 — Brenton Grove — Mercedes AMG GT3 EVO
PROAM — Stephen Grove — Iron Lynx

Nº	In Day Time	In Time	Out Time	Pit Time	T. Pit Time	Handicap	Diff.
1	14:27:18.918	14:27:18.918	14:28:39.506	1:20.588	1:20.588		
2	14:40:55.382	14:40:55.382	14:42:19.815	1:24.433	2:45.021		
3	14:47:42.645	14:47:42.645	14:49:38.485	1:55.840	4:40.861		
4	14:58:19.321	14:58:19.321	14:59:41.510	1:22.189	6:03.050		

11 — Levente Révész — Mercedes AMG GT3 EVO
PRO — Matteo Cairoli — Team Motopark

Nº	In Day Time	In Time	Out Time	Pit Time	T. Pit Time	Handicap	Diff.
1	14:43:43.219	14:43:43.219	14:45:42.447	1:59.228	1:59.228		
2	14:56:07.320	14:56:07.320	14:57:59.046	1:51.726	3:50.954		
3	15:06:33.805	15:06:33.805	15:07:54.912	1:21.107	5:12.061		
4	15:09:37.257	15:09:37.257	15:10:58.018	1:20.761	6:32.822		
5	15:14:30.021	15:14:30.021	15:15:51.970	1:21.949	7:54.771		

13 — Robert Visoiu — Mercedes AMG GT3 EVO
PRO — Niklas Krütten — Team Motopark

Nº	In Day Time	In Time	Out Time	Pit Time	T. Pit Time	Handicap	Diff.
1	14:32:10.235	14:32:10.235	14:33:54.957	1:44.722	1:44.722		
2	14:51:30.442	14:51:30.442	14:58:50.309	7:19.867	9:04.589		
3	15:02:17.677	15:02:17.677	15:03:40.126	1:22.449	10:27.038		
4	15:05:29.354	15:05:29.354	15:06:50.322	1:20.968	11:48.006		
5	15:08:34.748	15:08:34.748	15:09:55.289	1:20.541	13:08.547		
6	15:13:24.481	15:13:24.481	15:14:45.393	1:20.912	14:29.459		
7	15:16:29.704	15:16:29.704	15:17:50.431	1:20.727	15:50.186		

17 — Tom Lebbon — Ferrari 296 GT3
PRO — Tom Emson — Elite Motorsport

Nº	In Day Time	In Time	Out Time	Pit Time	T. Pit Time	Handicap	Diff.
1	14:32:27.447	14:32:27.447	14:42:05.320	9:37.873	9:37.873		
2	14:54:15.391	14:54:15.391	14:56:19.736	2:04.345	11:42.218		
3	15:06:48.111	15:06:48.111	15:08:31.038	1:42.927	13:25.145		
4	15:10:15.901	15:10:15.901	15:11:36.813	1:20.912	14:46.057		
5	15:13:20.843	15:13:20.843	15:14:42.133	1:21.290	16:07.347		

18 — Alexey Nesov — Porsche 911 GT3 R (992)
PRO — Maksim Kizilov — Dinamic GT

Nº	In Day Time	In Time	Out Time	Pit Time	T. Pit Time	Handicap	Diff.
1	14:30:08.827	14:30:08.827	14:31:58.085	1:49.258	1:49.258		
2	14:48:13.243	14:48:13.243	14:49:41.221	1:27.978	3:17.236		
3	15:04:03.086	15:04:03.086	15:08:07.460	4:04.374	7:21.610		

19 — Robin Rogalski — Lamborghini Huracán GT3 EVO2
PRO — Filip Ugran — Oregon Team

Nº	In Day Time	In Time	Out Time	Pit Time	T. Pit Time	Handicap	Diff.
1	14:38:06.154	14:38:06.154	14:39:26.652	1:20.498	1:20.498		
2	14:57:28.120	14:57:28.120	14:59:22.209	1:54.089	3:14.587		
3	15:01:12.312	15:01:12.312	15:02:32.605	1:20.293	4:34.880		
4	15:04:31.691	15:04:31.691	15:05:52.092	1:20.401	5:55.281		
5	15:07:39.125	15:07:39.125	15:08:59.191	1:20.066	7:15.347		

20 — Valentin Pierburg — Mercedes AMG GT3 EVO
PROAM — Dominik Baumann — SPS Automotive Performance

Nº	In Day Time	In Time	Out Time	Pit Time	T. Pit Time	Handicap	Diff.
1	14:33:11.419	14:33:11.419	14:34:34.188	1:22.769	1:22.769		
2	14:55:42.688	14:55:42.688	15:01:10.295	5:27.607	6:50.376		
3	15:06:23.433	15:06:23.433	15:08:49.176	2:25.743	9:16.119		
4	15:10:34.065	15:10:34.065	15:11:55.992	1:21.927	10:38.046		
5	15:13:40.255	15:13:40.255	15:15:14.111	1:33.856	12:11.902		

21 — Gino Forgione — Ferrari 296 GT3
AM — Michele Rugolo — AF Corse

Nº	In Day Time	In Time	Out Time	Pit Time	T. Pit Time	Handicap	Diff.
1	14:33:02.614	14:33:02.614	14:35:11.666	2:09.052	2:09.052		
2	14:49:58.999	14:49:58.999	14:53:10.198	3:11.199	5:20.251		
3	15:04:08.996	15:04:08.996	15:05:36.384	1:27.388	6:47.639		

26 — Michael Blanchemain — Audi R8 LMS GT3 EVO II
PROAM — Marcus Påverud — Sainteloc Racing

Nº	In Day Time	In Time	Out Time	Pit Time	T. Pit Time	Handicap	Diff.
1	14:27:43.684	14:27:43.684	14:28:58.689	1:15.005	1:15.005		
2	14:47:04.765	14:47:04.765	14:50:03.335	2:58.570	4:13.575		
3	15:00:39.326	15:00:39.326	15:10:04.410	9:25.084	13:38.659		

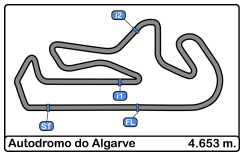

Autodromo Int. do Algarve
International GT Open
Free practice - 2
Pit Stop Analysis

28 — Amaury Bonduel — Mercedes AMG GT3 EVO
PRO — Luis Michael Dörrbecker — BDR Grupo Prom Racing Team

Nº	In Day Time	In Time	Out Time	Pit Time	T. Pit Time	Handicap	Diff.
1	14:25:24.819	14:25:24.819	14:28:29.516	3:04.697	3:04.697		
2	14:37:08.254	14:37:08.254	14:45:13.042	8:04.788	11:09.485		
3	14:50:26.437	14:50:26.437	14:52:17.655	1:51.218	13:00.703		

31 — Hash — Porsche 911 GT3 R (992)
PROAM — Alex Fontana — Car Collection Motorsport

Nº	In Day Time	In Time	Out Time	Pit Time	T. Pit Time	Handicap	Diff.
1	14:30:59.948	14:30:59.948	14:32:20.274	1:20.326	1:20.326		
2	14:34:02.015	14:34:02.015	14:35:22.564	1:20.549	2:40.875		
3	14:56:55.026	14:56:55.026	15:06:16.060	9:21.034	12:01.909		

33 — Dean Macdonald — McLaren 720S GT3 EVO
PRO — James Kell — Greystone GT

Nº	In Day Time	In Time	Out Time	Pit Time	T. Pit Time	Handicap	Diff.
1	14:26:41.957	14:26:41.957	14:28:01.733	1:19.776	1:19.776		
2	14:40:11.976	14:40:11.976	14:41:39.393	1:27.417	2:47.193		

51 — Carl Bennett — Ferrari 296 GT3
PRO — Tommaso Mosca — AF Corse

Nº	In Day Time	In Time	Out Time	Pit Time	T. Pit Time	Handicap	Diff.
1	14:36:22.046	14:36:22.046	14:37:47.440	1:25.394	1:25.394		
2	14:53:35.636	14:53:35.636	14:54:57.169	1:21.533	2:46.927		
3	15:07:11.557	15:07:11.557	15:08:30.148	1:18.591	4:05.518		

54 — Dexter Müller — Mercedes AMG GT3 EVO
PROAM — Yannick Mettler — SPS Automotive Performance

Nº	In Day Time	In Time	Out Time	Pit Time	T. Pit Time	Handicap	Diff.
1	14:38:11.807	14:38:11.807	14:39:31.988	1:20.181	1:20.181		
2	14:41:14.567	14:41:14.567	14:43:06.312	1:51.745	3:11.926		
3	14:50:07.561	14:50:07.561	14:52:51.086	2:43.525	5:55.451		
4	15:05:34.447	15:05:34.447	15:06:56.330	1:21.883	7:17.334		

55 — Laurent De Meeus — Ferrari 296 GT3
PROAM — Vincent Abril — AF Corse

Nº	In Day Time	In Time	Out Time	Pit Time	T. Pit Time	Handicap	Diff.
1	14:27:03.365	14:27:03.365	14:28:05.809	1:02.444	1:02.444		
2	14:40:29.360	14:40:29.360	14:42:13.564	1:44.204	2:46.648		
3	14:49:26.473	14:49:26.473	14:51:14.959	1:48.486	4:35.134		
4	14:52:59.014	14:52:59.014	14:54:21.281	1:22.267	5:57.401		
5	14:56:11.941	14:56:11.941	14:57:33.455	1:21.514	7:18.915		
6	14:59:19.962	14:59:19.962	15:00:40.586	1:20.624	8:39.539		
7	15:02:26.619	15:02:26.619	15:03:53.144	1:26.525	10:06.064		
8	15:05:46.001	15:05:46.001	15:07:06.058	1:20.057	11:26.121		

63 — Antoine Doquin — Lamborghini Huracán GT3 EVO2
PRO — Artem Petrov — Oregon Team

Nº	In Day Time	In Time	Out Time	Pit Time	T. Pit Time	Handicap	Diff.
1	14:35:57.278	14:35:57.278	14:37:12.795	1:15.517	1:15.517		
2	14:42:33.617	14:42:33.617	14:44:07.341	1:33.724	2:49.241		

65 — Heiko Neumann — Mercedes AMG GT3 EVO
PROAM — Lukas Dunner — Team Motopark

Nº	In Day Time	In Time	Out Time	Pit Time	T. Pit Time	Handicap	Diff.
1	14:37:16.233	14:37:16.233	14:38:37.301	1:21.068	1:21.068		
2	14:40:22.764	14:40:22.764	14:41:43.493	1:20.729	2:41.797		

75 — Filip Salaquarda — Audi R8 LMS GT3 EVO II
PROAM — Libor Milota — Team ISR

Nº	In Day Time	In Time	Out Time	Pit Time	T. Pit Time	Handicap	Diff.
1	14:24:03.604	14:24:03.604	14:26:09.381	2:05.777	2:05.777		
2	14:36:41.999	14:36:41.999	14:38:53.983	2:11.984	4:17.761		
3	14:56:29.679	14:56:29.679	14:57:40.625	1:10.946	5:28.707		
4	14:59:27.686	14:59:27.686	15:00:46.346	1:18.660	6:47.367		
5	15:02:33.478	15:02:33.478	15:03:54.147	1:20.669	8:08.036		
6	15:05:43.205	15:05:43.205	15:07:02.374	1:19.169	9:27.205		
7	15:08:47.701	15:08:47.701	15:10:09.446	1:21.745	10:48.950		
8	15:11:56.419	15:11:56.419	15:13:14.647	1:18.228	12:07.178		

77 — Alfredo Hernández — Mercedes AMG GT3 EVO
AM — BDR Grupo Prom Racing Team

Nº	In Day Time	In Time	Out Time	Pit Time	T. Pit Time	Handicap	Diff.
1	14:38:20.913	14:38:20.913	14:44:35.639	6:14.726	6:14.726		
2	14:57:10.270	14:57:10.270	15:00:23.258	3:12.988	9:27.714		
3	15:02:14.698	15:02:14.698	15:03:36.309	1:21.611	10:49.325		

79 — Johannes Zelger — Porsche 911 GT3 R (992)
PROAM — Fabio Babini — Tsunami RT

Nº	In Day Time	In Time	Out Time	Pit Time	T. Pit Time	Handicap	Diff.
1	14:33:22.837	14:33:22.837	14:37:49.095	4:26.258	4:26.258		

80 — Luca Ludwig — Ferrari 488 GT3 Evo
PROAM — Iván Velasco — Mertel Motorsport

Nº	In Day Time	In Time	Out Time	Pit Time	T. Pit Time	Handicap	Diff.
1	14:23:25.555	14:23:25.555	14:25:30.995	2:05.440	2:05.440		
2	14:27:21.116	14:27:21.116	14:41:18.976	13:57.860	16:03.300		
3	14:46:31.058	14:46:31.058	14:47:59.325	1:28.267	17:31.567		

82 — Marcelo Ramírez — Mercedes AMG GT3 EVO
PRO — Ralf Aron — GetSpeed

Nº	In Day Time	In Time	Out Time	Pit Time	T. Pit Time	Handicap	Diff.
1	14:39:42.746	14:39:42.746	14:42:49.534	3:06.788	3:06.788		
2	14:54:57.432	14:54:57.432	14:56:15.270	1:17.838	4:24.626		
3	14:58:03.419	14:58:03.419	14:59:15.415	1:11.996	5:36.622		
4	15:00:58.527	15:00:58.527	15:02:13.855	1:15.328	6:51.950		
5	15:06:03.430	15:06:03.430	15:07:14.239	1:10.809	8:02.759		
6	15:12:24.689	15:12:24.689	15:13:33.858	1:09.169	9:11.928		

86 — Audunn Gudmundsson — Porsche 911 GT3 R (992)
AM — Thorvaldur Gissurarson — Team Thor

Nº	In Day Time	In Time	Out Time	Pit Time	T. Pit Time	Handicap	Diff.
1	14:48:40.445	14:48:40.445	14:51:06.295	2:25.850	2:25.850		
2	15:12:42.807	15:12:42.807	15:14:04.624	1:21.817	3:47.667		

188 — Mark Sansom — McLaren 720S GT3 EVO
AM — Miguel Ramos — Garage 59

Nº	In Day Time	In Time	Out Time	Pit Time	T. Pit Time	Handicap	Diff.
1	14:42:49.521	14:42:49.521	14:45:19.601	2:30.080	2:30.080		
2	14:55:57.924	14:55:57.924	15:13:08.803	17:10.879	19:40.959		

777 — Marcin Jedliński — Ferrari 296 GT3
PROAM — Karol Basz — Olimp Racing

Nº	In Day Time	In Time	Out Time	Pit Time	T. Pit Time	Handicap	Diff.
1	14:28:19.696	14:28:19.696	14:31:02.630	2:42.934	2:42.934		
2	14:36:14.099	14:36:14.099	14:48:23.272	12:09.173	14:52.107		
3	15:01:10.743	15:01:10.743	15:03:41.508	2:30.765	17:22.872		
4	15:10:55.249	15:10:55.249	15:12:19.833	1:24.584	18:47.456		

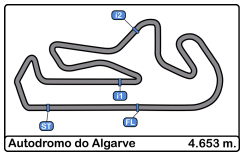

Autodromo Int. do Algarve
International GT Open
Free practice - 2
Weather Report

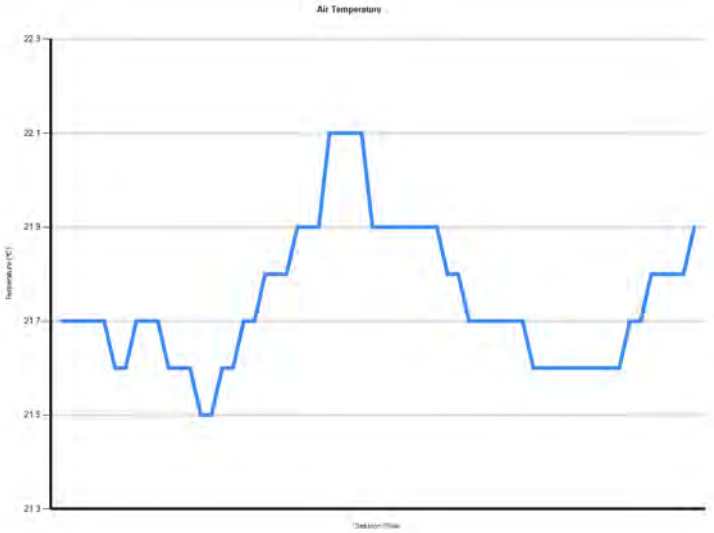

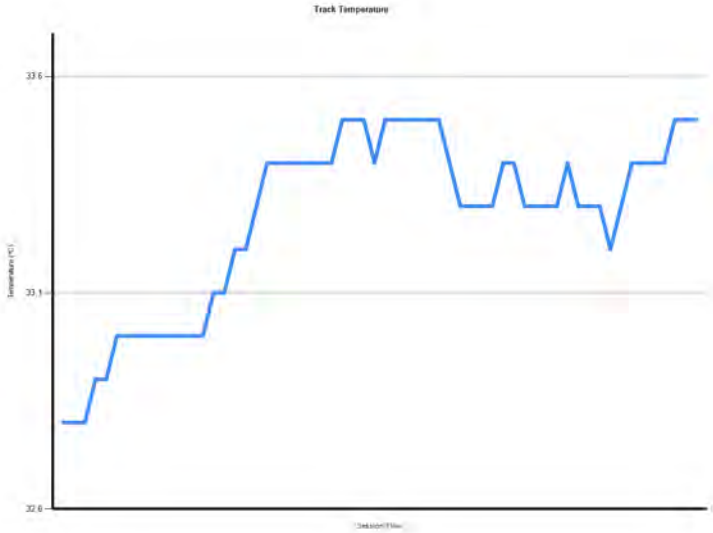

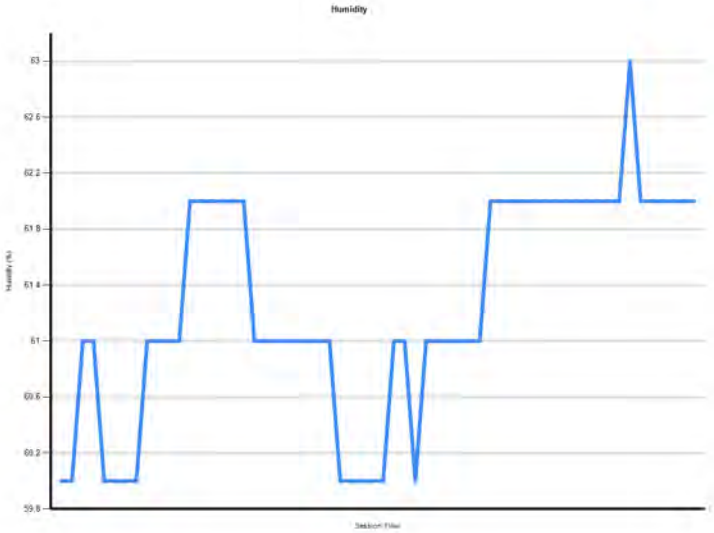

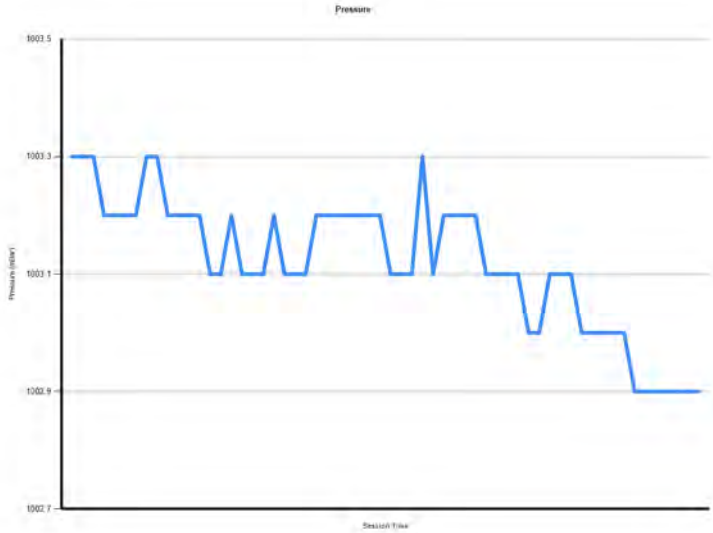

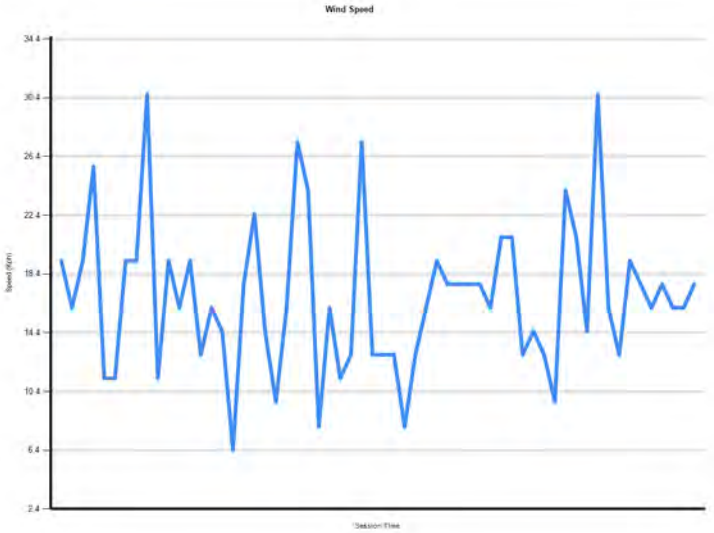

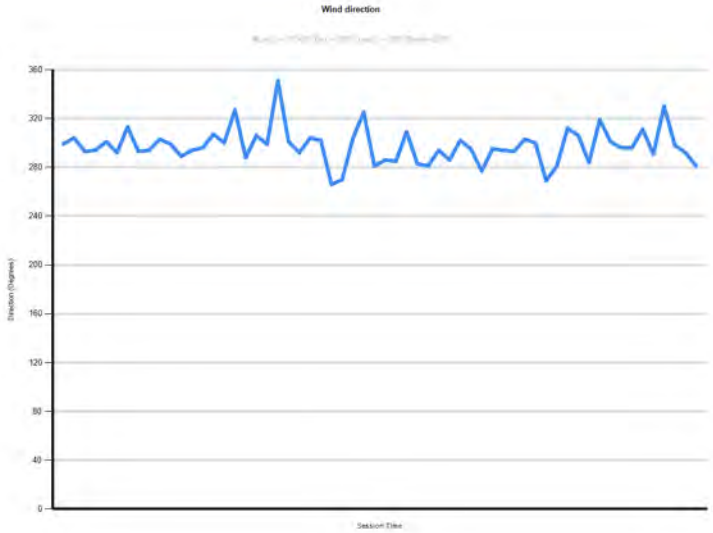

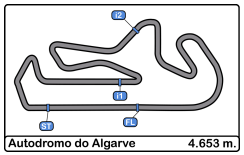

Autodromo Int. do Algarve
International GT Open
Free Practice - 1 - 2
Combined Results

Cls	Nº	Entrant/Team	Nat	Driver 1	Nat	Driver 2	Nat	Vehicle	Cat	Cls	Laps	FP1		FP2		Best	Gap	Interval	Km/h
1	**20**	SPS Automotive Performance	DEU	Valentin Pierburg	DEU	Dominik Baumann	AUT	Mercedes AMG GT3 EVO	PROAM	1	49	**1:41.721**	3	1:42.795	7	**1:41.721**			164.6
2	**9**	GetSpeed	DEU	Anthony Bartone	USA	Fabian Schiller	DEU	Mercedes AMG GT3 EVO	PRO	1	52	**1:41.845**	3	1:42.635	20	**1:41.845**	0.124	0.124	164.4
3	**65**	Team Motopark	DEU	Heiko Neumann	DEU	Lukas Dunner	AUT	Mercedes AMG GT3 EVO	PROAM	2	27	**1:42.051**	3	3:05.262	3	**1:42.051**	0.330	0.206	164.1
4	**18**	Dinamic GT	ITA	Alexey Nesov	ND	Maksim Kizilov	ND	Porsche 911 GT3 R (992)	PRO	2	50	**1:42.064**	5	1:43.121	26	**1:42.064**	0.343	0.013	164.1
5	**11**	Team Motopark	DEU	Levente Révész	HUN	Matteo Cairoli	ITA	Mercedes AMG GT3 EVO	PRO	3	40	**1:42.163**	3	1:42.404	4	**1:42.163**	0.442	0.099	163.9
6	**31**	Car Collection Motorsport	DEU	Hash	USA	Alex Fontana	CHE	Porsche 911 GT3 R (992)	PROAM	3	55	1:42.584	2	**1:42.247**	27	**1:42.247**	0.526	0.084	163.8
7	**13**	Team Motopark	DEU	Robert Visoiu	ROU	Niklas Krütten	DEU	Mercedes AMG GT3 EVO	PRO	4	43	**1:42.267**	2	1:43.858	8	**1:42.267**	0.546	0.020	163.7
8	**6**	GetSpeed	DEU	Steve Jans	LUX	Aaron Walker	GBR	Mercedes AMG GT3 EVO	PROAM	4	50	**1:42.538**	4	1:43.388	4	**1:42.538**	0.817	0.271	163.3
9	**54**	CBRX by SPS	DEU	Dexter Müller	CHE	Yannick Mettler	CHE	Mercedes AMG GT3 EVO	PROAM	5	51	**1:42.615**	5	1:42.760	4	**1:42.615**	0.894	0.077	163.2
10	**55**	AF Corse	ITA	Laurent De Meeus	BEL	Vincent Abril	FRA	Ferrari 296 GT3	PROAM	6	47	**1:42.729**	5	1:43.079	7	**1:42.729**	1.008	0.114	163.0
11	**777**	Olimp Racing	POL	Marcin Jedliński	POL	Karol Basz	POL	Ferrari 296 GT3	PROAM	7	44	**1:42.766**	2	1:43.610	4	**1:42.766**	1.045	0.037	162.9
12	**79**	Tsunami RT	SMR	Johannes Zelger	ITA	Fabio Babini	ITA	Porsche 911 GT3 R (992)	PROAM	8	43	**1:42.772**	5	1:43.912	4	**1:42.772**	1.051	0.006	162.9
13	**33**	Greystone GT	GBR	Dean Macdonald	GBR	James Kell	GBR	McLaren 720S GT3 EVO	PRO	5	45	**1:42.867**	8	1:42.968	10	**1:42.867**	1.146	0.095	162.8
14	**82**	GetSpeed	DEU	Marcelo Ramírez	MEX	Ralf Aron	EST	Mercedes AMG GT3 EVO	PRO	6	54	1:43.080	19	**1:42.912**	16	**1:42.912**	1.191	0.045	162.7
15	**80**	Mertel Motorsport	DEU	Luca Ludwig	DEU	Iván Velasco	ESP	Ferrari 488 GT3 Evo	PROAM	9	23	1:45.999	10	**1:42.933**	4	**1:42.933**	1.212	0.021	162.7
16	**1**	Eastalent Racing	AUT	Simon Reicher	AUT	Christopher Haase	DEU	Audi R8 LMS GT3 EVO II	PRO	7	48	1:43.072	2	**1:42.934**	6	**1:42.934**	1.213	0.001	162.7
17	**28**	BDR Grupo Prom Racing Team	BEL	Amaury Bonduel	FRA	Luis Michael Dörrbecker	MEX	Mercedes AMG GT3 EVO	PRO	8	47	**1:42.938**	5	1:43.127	7	**1:42.938**	1.217	0.004	162.7
18	**4**	Optimum Motorsport	GBR	Michael Porter	GBR	Zac Meakin	GBR	McLaren 720S GT3 EVO	PRO	9	37	**1:42.942**	6	1:43.437	6	**1:42.942**	1.221	0.004	162.7
19	**63**	Oregon Team	ITA	Antoine Doquin	FRA	Artem Petrov	ISR	Lamborghini Huracán GT3 EVO2	PRO	10	40	**1:43.024**	5	1:43.959	3	**1:43.024**	1.303	0.082	162.5
20	**51**	AF Corse	ITA	Carl Bennett	THA	Tommaso Mosca	ITA	Ferrari 296 GT3	PRO	11	59	**1:43.071**	26	1:43.770	30	**1:43.071**	1.350	0.047	162.5
21	**17**	Elite Motorsport with Entire Race Engineering	GBR	Tom Lebbon	GBR	Tom Emson	GBR	Ferrari 296 GT3	PRO	12	42	**1:43.074**	3	1:43.730	10	**1:43.074**	1.353	0.003	162.5
22	**5**	Olimp Racing	POL	Stanislaw Jedliński	POL	Krystian Korzeniowski	POL	Ferrari 296 GT3	AM	1	49	**1:43.381**	15	1:44.314	5	**1:43.381**	1.660	0.307	162.0
23	**75**	Team ISR	CZE	Filip Salaquarda	CZE	Libor Milota	CZE	Audi R8 LMS GT3 EVO II	PROAM	10	45	1:43.575	2	**1:43.388**	8	**1:43.388**	1.667	0.007	162.0
24	**10**	Iron Lynx	ITA	Brenton Grove	AUS	Stephen Grove	AUS	Mercedes AMG GT3 EVO	PROAM	11	56	**1:43.412**	4	1:44.241	18	**1:43.412**	1.691	0.024	161.9
25	**21**	AF Corse	ITA	Gino Forgione	CHE	Michele Rugolo	ITA	Ferrari 296 GT3	AM	2	55	1:43.441	7	**1:43.414**	7	**1:43.414**	1.693	0.002	161.9
26	**19**	Oregon Team	ITA	Robin Rogalski	POL	Filip Ugran	ROU	Lamborghini Huracán GT3 EVO2	PRO	13	45	**1:43.638**	3	1:45.019	8	**1:43.638**	1.917	0.224	161.6
27	**26**	Sainteloc Racing	FRA	Michael Blanchemain	FRA	Marcus Påverud	NOR	Audi R8 LMS GT3 EVO II	PROAM	12	42	**1:43.769**	4	1:44.522	17	**1:43.769**	2.048	0.131	161.4
28	**188**	Garage 59	GBR	Mark Sansom	GBR	Miguel Ramos	PRT	McLaren 720S GT3 EVO	AM	3	50	1:44.589	22	**1:43.843**	11	**1:43.843**	2.122	0.074	161.3
29	**108**	Vimana by GetSpeed	DEU	Ameerh Naran	ZWE	Tom Jackson	GBR	Mercedes AMG GT3 EVO	PROAM	13	25	**1:43.925**	4	1:45.053	2	**1:43.925**	2.204	0.082	161.1
30	**86**	Team Thor	ISL	Audunn Gudmundsson	ISL	Thorvaldur Gissurarson	ISL	Porsche 911 GT3 R (992)	AM	4	54	1:44.906	8	**1:44.500**	18	**1:44.500**	2.779	0.575	160.2
31	**77**	BDR Grupo Prom Racing Team	BEL	Alfredo Hernández	MEX			Mercedes AMG GT3 EVO	AM	5	41	1:47.040	14	**1:46.645**	8	**1:46.645**	4.924	2.145	157.0

Published at:.....

Race Director: Alessandro Ferrari

Timekeeper: Luis García

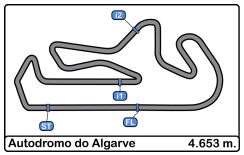

Autodromo do Algarve 4.653 m.

Autodromo Int. do Algarve
International GT Open
Free practice - 3
Provisional Results

Cls	Nº	Entrant/Team	Nat	Driver 1	Nat	Driver 2	Nat	Vehicle	Cat	Cls	Laps	Best	Time	Gap	Interval	Km/h
1	**6**	GetSpeed	DEU	Steve Jans	LUX	Aaron Walker	GBR	Mercedes AMG GT3 EVO	PROAM	1	20	**8**	**1:42.650**			163.1
2	**5**	Olimp Racing	POL	Stanislaw Jedliński	POL	Krystian Korzeniowski	POL	Ferrari 296 GT3	AM	1	20	**16**	**1:43.102**	0.452	0.452	162.4
3	**188**	Garage 59	GBR	Mark Sansom	GBR	Miguel Ramos	PRT	McLaren 720S GT3 EVO	AM	2	22	**7**	**1:43.357**	0.707	0.255	162.0
4	**20**	SPS Automotive Performance	DEU	Valentin Pierburg	DEU	Dominik Baumann	AUT	Mercedes AMG GT3 EVO	PROAM	2	21	**10**	**1:43.360**	0.710	0.003	162.0
5	**75**	Team ISR	CZE	Filip Salaquarda	CZE	Libor Milota	CZE	Audi R8 LMS GT3 EVO II	PROAM	3	12	**6**	**1:43.448**	0.798	0.088	161.9
6	**65**	Team Motopark	DEU	Heiko Neumann	DEU	Lukas Dunner	AUT	Mercedes AMG GT3 EVO	PROAM	4	20	**2**	**1:43.591**	0.941	0.143	161.7
7	**86**	Team Thor	ISL	Audunn Gudmundsson	ISL	Thorvaldur Gissurarson	ISL	Porsche 911 GT3 R (992)	AM	3	23	**5**	**1:43.850**	1.200	0.259	161.2
8	**108**	Vimana by GetSpeed	DEU	Ameerh Naran	ZWE	Tom Jackson	GBR	Mercedes AMG GT3 EVO	PROAM	5	7	**5**	**1:43.928**	1.278	0.078	161.1
9	**26**	Sainteloc Racing	FRA	Michael Blanchemain	FRA	Marcus Påverud	NOR	Audi R8 LMS GT3 EVO II	PROAM	6	14	**8**	**1:44.220**	1.570	0.292	160.7
10	**54**	CBRX by SPS	DEU	Dexter Müller	CHE	Yannick Mettler	CHE	Mercedes AMG GT3 EVO	PROAM	7	16	**10**	**1:44.244**	1.594	0.024	160.6
11	**80**	Mertel Motorsport	DEU	Luca Ludwig	DEU	Iván Velasco	ESP	Ferrari 488 GT3 Evo	PROAM	8	15	**14**	**1:44.629**	1.979	0.385	160.0
12	**55**	AF Corse	ITA	Laurent De Meeus	BEL	Vincent Abril	FRA	Ferrari 296 GT3	PROAM	9	13	**12**	**1:45.018**	2.368	0.389	159.5
13	**777**	Olimp Racing	POL	Marcin Jedliński	POL	Karol Basz	POL	Ferrari 296 GT3	PROAM	10	20	**5**	**1:45.038**	2.388	0.020	159.4
14	**10**	Iron Lynx	ITA	Brenton Grove	AUS	Stephen Grove	AUS	Mercedes AMG GT3 EVO	PROAM	11	24	**14**	**1:45.075**	2.425	0.037	159.4
15	**21**	AF Corse	ITA	Gino Forgione	CHE	Michele Rugolo	ITA	Ferrari 296 GT3	AM	4	20	**19**	**1:45.143**	2.493	0.068	159.3
16	**31**	Car Collection Motorsport	DEU	Hash	USA	Alex Fontana	CHE	Porsche 911 GT3 R (992)	PROAM	12	23	**11**	**1:45.211**	2.561	0.068	159.2
17	**79**	Tsunami RT	SMR	Johannes Zelger	ITA	Fabio Babini	ITA	Porsche 911 GT3 R (992)	PROAM	13	22	**2**	**1:45.700**	3.050	0.489	158.4
18	**77**	BDR Grupo Prom Racing Team	BEL	Alfredo Hernández	MEX			Mercedes AMG GT3 EVO	AM	5	15	**14**	**1:46.025**	3.375	0.325	157.9

Published at:.....

Track Temp: **27.5 °C** Air Temp: **18.9 °C** Humidity: **69 %** Track Status: **DRY**

Race Director: Alessandro Ferrari

Timekeeper: Luis García

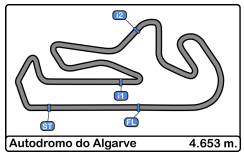

Autodromo Int. do Algarve
International GT Open
Free practice - 3
Track Limit

The Stewards, having received a report from Race Director, have considered the following matter and determine the following:

Session Free practice - 3

Fact The cars below did not use the track at the turns listed bellow

Infringement Breach of Appendix L Chapter IV Article 2 c) of the FIA International Sporting Code and Article 19.4/19.5 of the Sporting Regulations.

Decision Deletion of the lap times shown in accordance with Article 12.4.1.e of the FIA International Sporting Code.

Note
- Certain decisions of the Stewards ar subject to appeal (Article 15 of the FIA International Sporting Code).
- These penalties are not subject to appeal Article.12.3.4 of the FIA International Sporting Code and Article 16.5 of the Sporting Regulations.
- According to Article.12.3.3.b of the FIA International Sporting Code these decisions becomes immediately binding even in case of an appeal.

Ord	Turn	Nº	Driver	Entrant/Team	Time of Day	Lap Time
1	1	86	Gudmundsson - Gissurarson	Team Thor	17:04:02.416	1:46.309
2	1	77	Alfredo Hernández	BDR Grupo Prom Racing Team	17:04:04.749	1:48.969
3	4	5	Jedliński - Korzeniowski	Olimp Racing	17:05:07.220	1:51.814
4	1	77	Alfredo Hernández	BDR Grupo Prom Racing Team	17:05:51.707	1:46.958
5	4	79	Zelger - Babini	Tsunami RT	17:05:59.455	1:45.585
6	4	20	Pierburg - Baumann	SPS Automotive Performance	17:07:05.388	1:45.621
7	1	86	Gudmundsson - Gissurarson	Team Thor	17:07:30.947	1:44.405
8	1	65	Neumann - Dunner	Team Motopark	17:08:53.430	1:43.679
9	1	10	Grove - Grove	Iron Lynx	17:11:33.200	1:46.819
10	1	80	Ludwig - Velasco	Mertel Motorsport	17:11:38.552	1:54.837
11	1	20	Pierburg - Baumann	SPS Automotive Performance	17:14:36.183	2:11.131
12	1	79	Zelger - Babini	Tsunami RT	17:14:59.481	1:54.088
13	4	777	Jedliński - Basz	Olimp Racing	17:15:16.612	1:47.129
14	4	20	Pierburg - Baumann	SPS Automotive Performance	17:16:21.209	1:45.026
15	4	777	Jedliński - Basz	Olimp Racing	17:17:01.883	1:45.271
16	4	86	Gudmundsson - Gissurarson	Team Thor	17:18:10.436	1:44.176
17	1	55	De Meeus - Abril	AF Corse	17:18:55.875	1:44.828
18	1	777	Jedliński - Basz	Olimp Racing	17:20:34.432	1:46.622
19	1	188	Sansom - Ramos	Garage 59	17:21:25.316	1:46.623
20	4	55	De Meeus - Abril	AF Corse	17:22:31.890	1:50.442
21	1	21	Forgione - Rugolo	AF Corse	17:22:56.104	1:46.852
22	4	20	Pierburg - Baumann	SPS Automotive Performance	17:23:23.323	1:50.882
23	1	65	Neumann - Dunner	Team Motopark	17:25:42.247	1:44.944
24	1	26	Blanchemain - Påverud	Sainteloc Racing	17:27:14.154	1:46.222
25	1	20	Pierburg - Baumann	SPS Automotive Performance	17:27:24.037	4:00.714
26	4	10	Grove - Grove	Iron Lynx	17:27:25.335	1:45.492
27	4	31	Hash - Fontana	Car Collection Motorsport	17:28:23.373	1:51.873
28	4	188	Sansom - Ramos	Garage 59	17:28:27.625	1:44.916
29	4	5	Jedliński - Korzeniowski	Olimp Racing	17:28:50.302	3:04.900
30	1	86	Gudmundsson - Gissurarson	Team Thor	17:29:03.785	1:47.821
31	1	20	Pierburg - Baumann	SPS Automotive Performance	17:29:09.668	1:45.631
32	1	80	Ludwig - Velasco	Mertel Motorsport	17:29:15.716	1:58.770
33	4	79	Zelger - Babini	Tsunami RT	17:29:42.650	1:46.787
34	1	21	Forgione - Rugolo	AF Corse	17:30:17.807	1:46.483
35	1	26	Blanchemain - Påverud	Sainteloc Racing	17:30:43.081	1:44.707
36	1	20	Pierburg - Baumann	SPS Automotive Performance	17:30:53.535	1:43.867
37	1	21	Forgione - Rugolo	AF Corse	17:32:04.352	1:46.545
38	1	10	Grove - Grove	Iron Lynx	17:32:41.385	1:45.245
39	4	777	Jedliński - Basz	Olimp Racing	17:32:44.995	1:52.805

The Stewards:

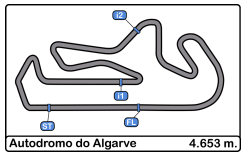

Autodromo Int. do Algarve
International GT Open
Free practice - 3
Track Limit

The Stewards, having received a report from Race Director, have considered the following matter and determine the following:

Session Free practice - 3

Fact The cars below did not use the track at the turns listed bellow

Infringement Breach of Appendix L Chapter IV Article 2 c) of the FIA International Sporting Code and Article 19.4/19.5 of the Sporting Regulations.

Decision Deletion of the lap times shown in accordance with Article 12.4.1.e of the FIA International Sporting Code.

Note
- Certain decisions of the Stewards ar subject to appeal (Article 15 of the FIA International Sporting Code).
- These penalties are not subject to appeal Article.12.3.4 of the FIA International Sporting Code and Article 16.5 of the Sporting Regulations.
- According to Article.12.3.3.b of the FIA International Sporting Code these decisions becomes immediately binding even in case of an appeal.

Ord	Turn	Nº	Driver	Entrant/Team	Time of Day	Lap Time
40	1	80	Ludwig - Velasco	Mertel Motorsport	17:32:45.034	1:44.329
41	4	10	Grove - Grove	Iron Lynx	17:34:28.771	1:47.386
42	1	80	Ludwig - Velasco	Mertel Motorsport	17:34:43.271	1:58.237
43	4	777	Jedliński - Basz	Olimp Racing	17:35:55.078	3:10.083
44	1	86	Gudmundsson - Gissurarson	Team Thor	17:36:15.161	1:47.572
45	1	188	Sansom - Ramos	Garage 59	17:36:20.924	1:45.695
46	4	26	Blanchemain - Påverud	Sainteloc Racing	17:36:56.623	4:21.029
47	4	10	Grove - Grove	Iron Lynx	17:38:01.079	1:45.789
48	1	188	Sansom - Ramos	Garage 59	17:38:06.758	1:45.834
49	4	777	Jedliński - Basz	Olimp Racing	17:38:56.958	3:01.880
50	1	5	Jedliński - Korzeniowski	Olimp Racing	17:39:11.300	1:44.122
51	1	21	Forgione - Rugolo	AF Corse	17:39:13.673	1:50.788
52	1	188	Sansom - Ramos	Garage 59	17:39:52.106	1:45.348
53	4	6	Jans - Walker	GetSpeed	17:40:03.389	1:43.553
54	4	26	Blanchemain - Påverud	Sainteloc Racing	17:40:25.600	1:44.249
55	1	777	Jedliński - Basz	Olimp Racing	17:40:42.935	1:45.977
56	1	5	Jedliński - Korzeniowski	Olimp Racing	17:40:59.773	1:48.473
57	4	86	Gudmundsson - Gissurarson	Team Thor	17:41:37.508	1:46.388
58	4	188	Sansom - Ramos	Garage 59	17:41:38.060	1:45.954

The Stewards:

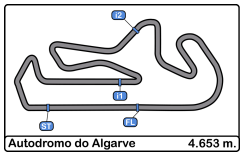

Autodromo Int. do Algarve
International GT Open
Free practice - 3
Provisional Results by Category

PROAM

Cls	Nº	Entrant/Team	Nat	Driver 1	Nat	Driver 2	Nat	Vehicle	Cat	Cls	Laps	Best	Time	Gap	Interval	Km/h
1	**6**	GetSpeed	DEU	Steve Jans	LUX	Aaron Walker	GBR	Mercedes AMG GT3 EVO	PROAM	1	20	**8**	**1:42.650**			163.1
2	**20**	SPS Automotive Performance	DEU	Valentin Pierburg	DEU	Dominik Baumann	AUT	Mercedes AMG GT3 EVO	PROAM	2	21	**10**	**1:43.360**	0.710	0.710	162.0
3	**75**	Team ISR	CZE	Filip Salaquarda	CZE	Libor Milota	CZE	Audi R8 LMS GT3 EVO II	PROAM	3	12	**6**	**1:43.448**	0.798	0.088	161.9
4	**65**	Team Motopark	DEU	Heiko Neumann	DEU	Lukas Dunner	AUT	Mercedes AMG GT3 EVO	PROAM	4	20	**2**	**1:43.591**	0.941	0.143	161.7
5	**108**	Vimana by GetSpeed	DEU	Ameerh Naran	ZWE	Tom Jackson	GBR	Mercedes AMG GT3 EVO	PROAM	5	7	**5**	**1:43.928**	1.278	0.337	161.1
6	**26**	Sainteloc Racing	FRA	Michael Blanchemain	FRA	Marcus Påverud	NOR	Audi R8 LMS GT3 EVO II	PROAM	6	14	**8**	**1:44.220**	1.570	0.292	160.7
7	**54**	CBRX by SPS	DEU	Dexter Müller	CHE	Yannick Mettler	CHE	Mercedes AMG GT3 EVO	PROAM	7	16	**10**	**1:44.244**	1.594	0.024	160.6
8	**80**	Mertel Motorsport	DEU	Luca Ludwig	DEU	Iván Velasco	ESP	Ferrari 488 GT3 Evo	PROAM	8	15	**14**	**1:44.629**	1.979	0.385	160.0
9	**55**	AF Corse	ITA	Laurent De Meeus	BEL	Vincent Abril	FRA	Ferrari 296 GT3	PROAM	9	13	**12**	**1:45.018**	2.368	0.389	159.5
10	**777**	Olimp Racing	POL	Marcin Jedliński	POL	Karol Basz	POL	Ferrari 296 GT3	PROAM	10	20	**5**	**1:45.038**	2.388	0.020	159.4
11	**10**	Iron Lynx	ITA	Brenton Grove	AUS	Stephen Grove	AUS	Mercedes AMG GT3 EVO	PROAM	11	24	**14**	**1:45.075**	2.425	0.037	159.4
12	**31**	Car Collection Motorsport	DEU	Hash	USA	Alex Fontana	CHE	Porsche 911 GT3 R (992)	PROAM	12	23	**11**	**1:45.211**	2.561	0.136	159.2
13	**79**	Tsunami RT	SMR	Johannes Zelger	ITA	Fabio Babini	ITA	Porsche 911 GT3 R (992)	PROAM	13	22	**2**	**1:45.700**	3.050	0.489	158.4

AM

Cls	Nº	Entrant/Team	Nat	Driver 1	Nat	Driver 2	Nat	Vehicle	Cat	Cls	Laps	Best	Time	Gap	Interval	Km/h
1	**5**	Olimp Racing	POL	Stanislaw Jedliński	POL	Krystian Korzeniowski	POL	Ferrari 296 GT3	AM	1	20	**16**	**1:43.102**			162.4
2	**188**	Garage 59	GBR	Mark Sansom	GBR	Miguel Ramos	PRT	McLaren 720S GT3 EVO	AM	2	22	**7**	**1:43.357**	0.255	0.255	162.0
3	**86**	Team Thor	ISL	Audunn Gudmundsson	ISL	Thorvaldur Gissurarson	ISL	Porsche 911 GT3 R (992)	AM	3	23	**5**	**1:43.850**	0.748	0.493	161.2
4	**21**	AF Corse	ITA	Gino Forgione	CHE	Michele Rugolo	ITA	Ferrari 296 GT3	AM	4	20	**19**	**1:45.143**	2.041	1.293	159.3
5	**77**	BDR Grupo Prom Racing Team	BEL	Alfredo Hernández	MEX			Mercedes AMG GT3 EVO	AM	5	15	**14**	**1:46.025**	2.923	0.882	157.9

Published at:.....

Track Temp: **27.5 °C** Air Temp: **18.9 °C** Humidity: **69 %** Track Status: **DRY**

Race Director: Alessandro Ferrari

Timekeeper: Luis García

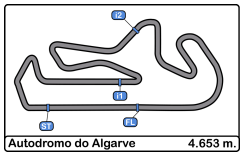

Autodromo Int. do Algarve
International GT Open
Free practice - 3
Lap Analysis

5 — Stanislaw Jedliński — Ferrari 296 GT3
AM — Krystian Korzeniowski — Olimp Racing

Lap	D	Time	Sector 1	Sector 2	Sector 3	T. Spd	Elapsed
1		17:03:15.406	17:01:58.099	35.596	41.711		17:03:15.406
2		~~1:51.814~~	34.799	35.204	41.811	249.4	17:05:07.220
3		2:01.316	36.193	35.499	49.624	243.7	17:07:08.536
4		3:23.780	2:06.550	35.705	41.525		17:10:32.316
5		1:53.408	34.830	35.617	42.961	248.2	17:12:25.724
6		1:51.830	35.054	35.172	41.604	246.5	17:14:17.554
7		1:51.055	34.495	35.195	41.365	248.8	17:16:08.609
8		1:51.897	34.596	35.555	41.746	245.4	17:18:00.506
9		1:52.339	34.859	36.146	41.334	247.1	17:19:52.845
10		1:52.761	34.553	35.516	42.692	246.0	17:21:45.606
11		1:51.224	35.004	34.790	41.430	244.3	17:23:36.830
12		2:08.572	38.722	39.180	50.670	249.4	17:25:45.402
13		~~3:04.900~~	1:53.138	33.091	38.671		17:28:50.302
14		1:43.291	32.559	32.622	38.110	254.1	17:30:33.593
15		1:43.827	32.728	32.759	38.340	255.3	17:32:17.420
16		1:43.102	32.418	32.490	38.194	254.1	17:34:00.522
17		1:43.313	32.363	32.684	38.266	256.5	17:35:43.835
18		1:43.343	32.533	32.722	38.088	254.1	17:37:27.178
19		~~1:44.122~~	32.531	33.278	38.313	255.3	17:39:11.300
20		~~1:48.473~~	32.527	32.754	43.192	256.5	17:40:59.773

6 — Steve Jans — Mercedes AMG GT3 EVO
PROAM — Aaron Walker — GetSpeed

Lap	D	Time	Sector 1	Sector 2	Sector 3	T. Spd	Elapsed
1		17:04:25.245	17:03:04.981	39.803	40.461		17:04:25.245
2		1:43.512	32.720	32.468	38.324	251.7	17:06:08.757
3		1:42.916	32.407	32.354	38.155	252.3	17:07:51.673
4		1:48.722	33.623	33.494	41.605	255.3	17:09:40.395
5		1:42.723	32.421	32.387	37.915	253.5	17:11:23.118
6		1:58.609	34.914	35.532	48.163	254.1	17:13:21.727
7		4:03.086	2:49.578	33.155	40.353		17:17:24.813
8		1:42.650	32.231	32.437	37.982	253.5	17:19:07.463
9		1:42.740	32.227	32.386	38.127	254.1	17:20:50.203
10		1:56.240	34.637	35.048	46.555	255.3	17:22:46.443
11		3:28.414	2:17.116	32.709	38.589		17:26:14.857
12		1:43.736	32.797	32.539	38.400	254.1	17:27:58.593
13		1:43.871	32.457	32.398	39.016	252.9	17:29:42.464
14		1:43.528	32.432	32.432	38.664	252.9	17:31:25.992
15		1:43.410	32.459	32.594	38.357	252.3	17:33:09.402
16		1:43.271	32.366	32.448	38.457	252.9	17:34:52.673
17		1:43.673	32.582	32.562	38.529	252.9	17:36:36.346
18		1:43.490	32.415	32.606	38.469	253.5	17:38:19.836
19		~~1:43.553~~	32.508	32.617	38.428	255.3	17:40:03.389
20		2:05.764	37.777	38.642	49.345	251.1	17:42:09.153

10 — Brenton Grove — Mercedes AMG GT3 EVO
PROAM — Stephen Grove — Iron Lynx

Lap	D	Time	Sector 1	Sector 2	Sector 3	T. Spd	Elapsed
1		17:02:39.723	17:01:23.907	35.596	40.220		17:02:39.723
2		1:47.263	33.671	33.879	39.713	247.1	17:04:26.986
3		1:46.937	33.449	33.741	39.747	245.4	17:06:13.923
4		1:46.343	33.153	33.622	39.568	249.4	17:08:00.266
5		1:46.115	33.194	33.348	39.573	251.1	17:09:46.381
6		~~1:46.819~~	33.381	33.757	39.681	250.0	17:11:33.200
7		1:46.331	33.157	33.464	39.710	247.7	17:13:19.531
8		1:46.538	33.036	33.427	40.075	247.7	17:15:06.069
9		1:46.382	33.275	33.564	39.543	247.1	17:16:52.451
10		1:45.749	32.908	33.352	39.489	250.0	17:18:38.200
11		1:45.524	32.831	33.438	39.255	247.7	17:20:23.724
12		1:45.697	32.847	33.324	39.526	249.4	17:22:09.421
13		1:45.347	32.854	33.367	39.126	251.1	17:23:54.768
14		1:45.075	32.688	33.254	39.133	250.5	17:25:39.843
15		~~1:45.492~~	32.911	33.191	39.390	251.1	17:27:25.335
16		1:45.616	32.997	33.277	39.342	251.7	17:29:10.951
17		1:45.189	32.771	33.137	39.281	251.1	17:30:56.140
18		~~1:45.245~~	32.766	33.213	39.266	251.1	17:32:41.385
19		~~1:47.386~~	34.073	33.601	39.712	251.7	17:34:28.771
20		1:46.519	33.138	33.859	39.522	250.5	17:36:15.290
21		~~1:45.789~~	33.169	33.288	39.332	250.0	17:38:01.079
22		1:45.304	32.895	33.256	39.153	249.4	17:39:46.383
23		1:45.784	33.213	33.398	39.173	252.9	17:41:32.167
24		1:57.246	34.353	34.666	48.227	230.7	17:43:29.413

20 — Valentin Pierburg — Mercedes AMG GT3 EVO
PROAM — Dominik Baumann — SPS Automotive Performance

Lap	D	Time	Sector 1	Sector 2	Sector 3	T. Spd	Elapsed
1		17:05:19.767	17:04:07.147	33.747	38.873		17:05:19.767
2		~~1:45.621~~	32.927	33.670	39.024	252.3	17:07:05.388
3		1:43.639	32.670	32.820	38.149	255.9	17:08:49.027
4		1:43.810	32.519	32.866	38.425	255.3	17:10:32.837
5		1:52.215	34.316	33.559	44.340	255.9	17:12:25.052
6		~~2:11.131~~	55.935	34.175	41.021		17:14:36.183
7		~~1:45.026~~	32.782	33.675	38.569	253.5	17:16:21.209
8		1:43.588	32.714	32.522	38.352	252.9	17:18:04.797
9		1:44.284	32.458	33.413	38.413	253.5	17:19:49.081
10		1:43.360	32.381	32.482	38.497	252.9	17:21:32.441
11		~~1:50.882~~	32.508	33.868	44.506	254.1	17:23:23.323
12		~~4:00.714~~	2:48.825	33.034	38.855		17:27:24.037
13		~~1:45.631~~	33.403	33.350	38.878	254.1	17:29:09.668
14		~~1:43.867~~	32.530	32.717	38.620	252.3	17:30:53.535
15		1:46.985	33.415	34.066	39.504	254.1	17:32:40.520
16		1:49.860	34.486	33.710	41.664	251.1	17:34:30.380
17		1:48.999	33.591	35.708	39.700	252.9	17:36:19.379
18		1:44.281	32.665	32.676	38.940	252.9	17:38:03.660
19		1:43.528	32.497	32.716	38.315	254.7	17:39:47.188
20		1:47.655	32.865	33.984	40.806	257.1	17:41:34.843
21		1:56.614	34.369	34.226	48.019	252.9	17:43:31.457

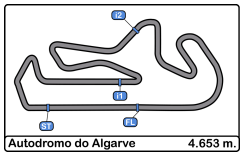

Autodromo Int. do Algarve
International GT Open
Free practice - 3
Lap Analysis

21 — Gino Forgione — Ferrari 296 GT3
AM — Michele Rugolo — AF Corse

Lap	D	Time	Sector 1	Sector 2	Sector 3	T. Spd	Elapsed
1		17:04:58.459	17:03:41.727	35.822	40.910		17:04:58.459
2		1:50.879	34.600	34.896	41.383	249.4	17:06:49.338
3		1:49.448	33.961	34.391	41.096	251.1	17:08:38.786
4		1:50.348	35.336	34.641	40.371	250.5	17:10:29.134
5		1:49.561	33.768	34.439	41.354	250.5	17:12:18.695
6		1:55.519	33.949	34.626	46.944	249.4	17:14:14.214
7		3:21.993	2:07.622	34.525	39.846		17:17:36.207
8		1:45.890	33.265	33.491	39.134	251.7	17:19:22.097
9		1:47.155	33.071	33.698	40.386	250.0	17:21:09.252
10		~~1:46.852~~	33.166	33.997	39.689	250.5	17:22:56.104
11		1:53.578	33.308	33.759	46.511	251.1	17:24:49.682
12		3:41.642	2:28.936	33.482	39.224		17:28:31.324
13		~~1:46.483~~	33.470	33.740	39.273	252.3	17:30:17.807
14		~~1:46.545~~	33.468	33.456	39.621	251.7	17:32:04.352
15		1:45.806	33.138	33.326	39.342	250.5	17:33:50.158
16		1:46.234	32.939	33.679	39.616	251.7	17:35:36.392
17		1:46.493	32.926	34.073	39.494	250.5	17:37:22.885
18		~~1:50.788~~	33.411	37.789	39.588	252.3	17:39:13.673
19		1:45.143	32.925	33.109	39.109	254.7	17:40:58.816
20		2:01.432	33.797	37.005	50.630	251.7	17:43:00.248

26 — Michael Blanchemain — Audi R8 LMS GT3 EVO II
PROAM — Marcus Påverud — Sainteloc Racing

Lap	D	Time	Sector 1	Sector 2	Sector 3	T. Spd	Elapsed
1		17:08:27.834	17:06:58.089	42.167	47.578		17:08:27.834
2		2:08.832	41.930	40.959	45.943	175.8	17:10:36.666
3		1:52.052	36.115	34.413	41.524	243.7	17:12:28.718
4		1:49.575	34.571	34.684	40.320	246.0	17:14:18.293
5		2:05.938	37.775	36.823	51.340	203.0	17:16:24.231
6		9:03.701	7:50.046	33.763	39.892		17:25:27.932
7		~~1:46.222~~	33.724	32.886	39.612	251.7	17:27:14.154
8		1:44.220	32.654	32.828	38.738	252.3	17:28:58.374
9		~~1:44.707~~	33.032	32.868	38.807	252.9	17:30:43.081
10		1:52.513	32.897	32.862	46.754	252.3	17:32:35.594
11		~~4:21.029~~	3:07.839	33.631	39.559		17:36:56.623
12		1:44.728	32.775	32.858	39.095	251.7	17:38:41.351
13		~~1:44.249~~	32.867	32.670	38.712	255.3	17:40:25.600
14		2:02.505	38.193	36.232	48.080	199.2	17:42:28.105

31 — Hash — Porsche 911 GT3 R (992)
PROAM — Alex Fontana — Car Collection Motorsport

Lap	D	Time	Sector 1	Sector 2	Sector 3	T. Spd	Elapsed
1		17:02:18.403	17:00:59.836	36.838	41.729		17:02:18.403
2		1:53.796	37.156	35.319	41.321	196.3	17:04:12.199
3		1:49.301	34.523	34.910	39.868	250.0	17:06:01.500
4		1:48.023	33.816	34.251	39.956	251.1	17:07:49.523
5		1:59.790	37.549	35.453	46.788	204.1	17:09:49.313
6		2:35.098	1:20.489	33.820	40.789		17:12:24.411
7		1:46.638	33.333	33.806	39.499	250.0	17:14:11.049
8		1:46.573	33.427	33.974	39.172	249.4	17:15:57.622
9		1:46.122	33.183	33.913	39.026	252.3	17:17:43.744
10		1:45.486	33.106	33.386	38.994	254.1	17:19:29.230
11		1:45.211	32.902	33.572	38.737	252.9	17:21:14.441
12		1:45.851	33.156	33.621	39.074	252.9	17:23:00.292
13		1:45.371	33.026	33.227	39.118	253.5	17:24:45.663
14		1:45.837	33.165	33.630	39.042	254.1	17:26:31.500
15		~~1:51.873~~	33.085	33.715	45.073	254.1	17:28:23.373
16		2:26.438	1:13.591	33.835	39.012		17:30:49.811
17		1:46.579	33.276	34.027	39.276	252.9	17:32:36.390
18		1:47.646	34.176	34.131	39.339	251.7	17:34:24.036
19		1:46.448	33.304	33.950	39.194	252.9	17:36:10.484
20		1:46.650	33.534	33.944	39.172	252.3	17:37:57.134
21		1:46.493	33.371	34.009	39.113	254.1	17:39:43.627
22		1:46.556	33.381	33.960	39.215	254.7	17:41:30.183
23		1:56.129	35.056	35.166	45.907	254.1	17:43:26.312

54 — Dexter Müller — Mercedes AMG GT3 EVO
PROAM — Yannick Mettler — SPS Automotive Performance

Lap	D	Time	Sector 1	Sector 2	Sector 3	T. Spd	Elapsed
1		17:05:36.732	17:04:22.366	34.483	39.883		17:05:36.732
2		1:46.597	33.585	33.696	39.316	250.5	17:07:23.329
3		1:47.127	33.554	34.093	39.480	254.1	17:09:10.456
4		1:46.676	33.548	33.906	39.222	251.7	17:10:57.132
5		1:55.908	34.024	35.877	46.007	250.5	17:12:53.040
6		3:50.684	2:38.956	33.353	38.375		17:16:43.724
7		1:44.564	32.985	33.039	38.540	254.1	17:18:28.288
8		1:44.444	32.994	32.876	38.574	252.3	17:20:12.732
9		1:45.802	34.051	33.147	38.604	252.9	17:21:58.534
10		1:44.244	32.957	33.049	38.238	252.3	17:23:42.778
11		1:47.985	32.889	33.234	41.862	254.1	17:25:30.763
12		1:51.696	33.036	33.148	45.512	254.7	17:27:22.459
13		1:53.328	32.898	33.742	46.688	253.5	17:29:15.787
14		2:58.182	1:46.772	32.945	38.465		17:32:13.969
15		1:44.278	32.674	32.908	38.696	251.1	17:33:58.247
16		1:53.071	32.992	32.994	47.085	253.5	17:35:51.318

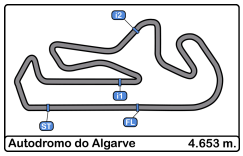

Autodromo Int. do Algarve
International GT Open
Free practice - 3
Lap Analysis

55 — Laurent De Meeus — Ferrari 296 GT3
PROAM — Vincent Abril — AF Corse

Lap	D	Time	Sector 1	Sector 2	Sector 3	T. Spd	Elapsed
1		17:05:32.378	17:04:17.891	34.261	40.226		17:05:32.378
2		1:47.451	33.503	33.995	39.953	249.4	17:07:19.829
3		1:46.723	33.444	33.799	39.480	251.7	17:09:06.552
4		1:53.576	P 33.821	34.268	45.487	251.1	17:11:00.128
5		4:25.654	3:09.941	36.014	39.699		17:15:25.782
6		1:45.265	33.155	33.282	38.828	250.0	17:17:11.047
7		~~1:44.828~~	32.669	33.437	38.722	250.5	17:18:55.875
8		1:45.573	32.874	34.010	38.689	252.3	17:20:41.448
9		~~1:50.442~~	33.073	36.141	41.228	253.5	17:22:31.890
10		1:45.050	32.783	33.294	38.973	251.1	17:24:16.940
11		1:45.189	32.861	33.264	39.064	251.7	17:26:02.129
12		1:45.018	32.795	33.237	38.986	252.9	17:27:47.147
13		2:00.538	P 36.459	37.541	46.538	240.0	17:29:47.685

65 — Heiko Neumann — Mercedes AMG GT3 EVO
PROAM — Lukas Dunner — Team Motopark

Lap	D	Time	Sector 1	Sector 2	Sector 3	T. Spd	Elapsed
1		17:01:57.925	17:00:43.111	35.128	39.686		17:01:57.925
2		1:43.591	32.734	32.633	38.224	252.3	17:03:41.516
3		1:43.956	32.590	32.841	38.525	253.5	17:05:25.472
4		1:44.279	32.616	32.528	39.135	252.9	17:07:09.751
5		~~1:43.679~~	32.497	32.557	38.625	253.5	17:08:53.430
6		1:49.792	P 32.820	32.738	44.234	253.5	17:10:43.222
7		4:30.138	3:18.103	33.198	38.837		17:15:13.360
8		1:44.961	33.151	32.905	38.905	250.5	17:16:58.321
9		1:44.433	32.851	32.938	38.644	253.5	17:18:42.754
10		1:44.388	32.715	32.986	38.687	252.3	17:20:27.142
11		1:44.670	32.983	32.755	38.932	252.9	17:22:11.812
12		1:45.491	33.410	33.000	39.081	252.3	17:23:57.303
13		~~1:44.944~~	32.761	32.956	39.227	254.1	17:25:42.247
14		1:44.360	32.907	32.883	38.570	255.3	17:27:26.607
15		1:45.982	33.160	32.994	39.828	254.7	17:29:12.589
16		1:44.706	32.941	33.035	38.730	252.3	17:30:57.295
17		1:45.147	32.936	33.258	38.953	255.9	17:32:42.442
18		1:53.141	P 33.600	33.520	46.021	254.7	17:34:35.583
19		3:01.350	1:48.845	33.586	38.919		17:37:36.933
20		1:51.386	P 33.486	33.243	44.657	252.3	17:39:28.319

75 — Filip Salaquarda — Audi R8 LMS GT3 EVO II
PROAM — Libor Milota — Team ISR

Lap	D	Time	Sector 1	Sector 2	Sector 3	T. Spd	Elapsed
1		17:12:40.747	17:11:24.292	34.085	42.370		17:12:40.747
2		1:44.021	32.688	32.584	38.749	250.5	17:14:24.768
3		1:43.767	32.563	32.522	38.682	252.9	17:16:08.535
4		1:43.787	32.612	32.505	38.670	254.1	17:17:52.322
5		1:43.833	32.371	32.641	38.821	252.9	17:19:36.155
6		1:43.448	32.454	32.495	38.499	252.3	17:21:19.603
7		1:43.611	32.360	32.673	38.578	254.1	17:23:03.214
8		1:54.637	P 32.648	34.511	47.478	255.3	17:24:57.851
9		3:12.357	P 1:52.085	34.343	45.929		17:28:10.208
10		3:11.233	P 1:50.482	35.018	45.733		17:31:21.441
11		3:10.277	P 1:51.866	33.350	45.061		17:34:31.718
12		3:10.438	P 1:49.488	34.984	45.966		17:37:42.156

77 — Alfredo Hernández — Mercedes AMG GT3 EVO
AM — BDR Grupo Prom Racing Team

Lap	D	Time	Sector 1	Sector 2	Sector 3	T. Spd	Elapsed
1		17:02:15.780	17:00:50.694	41.733	43.353		17:02:15.780
2		~~1:48.969~~	35.504	33.860	39.605	247.1	17:04:04.749
3		~~1:46.958~~	33.536	33.649	39.773	250.0	17:05:51.707
4		1:51.126	34.386	33.744	42.996	250.0	17:07:42.833
5		1:46.683	33.778	33.562	39.343	251.1	17:09:29.516
6		1:46.349	33.504	33.602	39.243	252.3	17:11:15.865
7		1:46.129	33.425	33.347	39.357	250.5	17:13:01.994
8		1:53.487	P 33.807	33.344	46.336	250.0	17:14:55.481
9		3:58.501	2:45.197	33.577	39.727		17:18:53.982
10		1:46.611	33.560	33.767	39.284	250.0	17:20:40.593
11		1:46.425	33.390	33.627	39.408	251.1	17:22:27.018
12		1:46.560	33.745	33.394	39.421	251.1	17:24:13.578
13		1:46.287	33.569	33.363	39.355	250.5	17:25:59.865
14		1:46.025	33.472	33.105	39.448	251.7	17:27:45.890
15		1:54.002	P 33.657	33.861	46.484	251.7	17:29:39.892

79 — Johannes Zelger — Porsche 911 GT3 R (992)
PROAM — Fabio Babini — Tsunami RT

Lap	D	Time	Sector 1	Sector 2	Sector 3	T. Spd	Elapsed
1		17:02:28.170	17:01:12.798	34.811	40.561		17:02:28.170
2		1:45.700	33.303	33.043	39.354	252.3	17:04:13.870
3		~~1:45.585~~	32.917	33.153	39.515	254.1	17:05:59.455
4		1:47.326	34.260	33.277	39.789	252.3	17:07:46.781
5		1:46.298	33.449	33.084	39.765	253.5	17:09:33.079
6		1:46.118	33.320	33.334	39.464	252.9	17:11:19.197
7		1:46.196	33.220	33.210	39.766	252.3	17:13:05.393
8		~~1:54.088~~	P 33.250	33.374	47.464	251.7	17:14:59.481
9		4:02.182	2:47.509	34.303	40.370		17:19:01.663
10		1:47.297	33.568	33.743	39.986	250.5	17:20:48.960
11		1:47.002	33.525	33.545	39.932	251.1	17:22:35.962
12		1:46.664	33.473	33.395	39.796	252.3	17:24:22.626
13		1:46.535	33.355	33.574	39.606	251.7	17:26:09.161
14		1:46.702	33.403	33.477	39.822	252.3	17:27:55.863
15		~~1:46.787~~	33.278	33.530	39.979	251.7	17:29:42.650
16		1:46.817	33.579	33.450	39.788	251.1	17:31:29.467
17		1:46.815	33.557	33.533	39.725	252.3	17:33:16.282
18		1:46.476	33.403	33.231	39.842	251.1	17:35:02.758
19		1:46.502	33.306	33.466	39.730	251.1	17:36:49.260
20		1:46.536	33.314	33.557	39.665	251.7	17:38:35.796
21		1:46.158	33.112	33.251	39.795	252.9	17:40:21.954
22		1:55.073	P 33.059	33.198	48.816	253.5	17:42:17.027

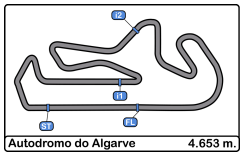

Autodromo Int. do Algarve
International GT Open
Free practice - 3
Lap Analysis

80 — Luca Ludwig — Ferrari 488 GT3 Evo
PROAM — Iván Velasco — Mertel Motorsport

Lap	D	Time	Sector 1	Sector 2	Sector 3	T. Spd	Elapsed
1		17:07:59.014	17:06:42.231	36.673	40.110		17:07:59.014
2		1:44.701	32.837	32.666	39.198	251.7	17:09:43.715
3		~~1:54.837~~	35.758	39.054	40.025	252.9	17:11:38.552
4		2:22.073	32.903	57.948	51.222	251.1	17:14:00.625
5		8:01.029	6:47.117	34.332	39.580		17:22:01.654
6		1:45.023	32.911	33.112	39.000	249.4	17:23:46.677
7		1:45.268	32.687	33.638	38.943	252.9	17:25:31.945
8		1:45.001	33.027	33.110	38.864	254.7	17:27:16.946
9		~~1:58.770~~	34.972	37.941	45.857	253.5	17:29:15.716
10		1:44.989	32.792	33.028	39.169	251.7	17:31:00.705
11		~~1:44.329~~	32.517	32.804	39.008	252.9	17:32:45.034
12		~~1:58.237~~	35.012	34.834	48.391	254.1	17:34:43.271
13		3:55.688	2:42.178	34.025	39.485		17:38:38.959
14		1:44.629	32.865	33.184	38.580	251.1	17:40:23.588
15		1:56.200	32.751	32.909	50.540	254.1	17:42:19.788

86 — Audunn Gudmundsson — Porsche 911 GT3 R (992)
AM — Thorvaldur Gissurarson — Team Thor

Lap	D	Time	Sector 1	Sector 2	Sector 3	T. Spd	Elapsed
1		17:02:16.107	17:00:56.656	37.174	42.277		17:02:16.107
2		~~1:46.309~~	34.046	33.362	38.901	253.5	17:04:02.416
3		1:44.126	32.553	32.809	38.764	252.9	17:05:46.542
4		~~1:44.405~~	32.742	32.928	38.735	252.9	17:07:30.947
5		1:43.850	32.627	32.696	38.527	254.7	17:09:14.797
6		1:44.571	32.517	33.173	38.881	255.3	17:10:59.368
7		1:44.560	32.762	32.894	38.904	254.7	17:12:43.928
8		1:44.614	32.825	32.866	38.923	252.3	17:14:28.542
9		1:57.718	38.995	38.763	39.960	253.5	17:16:26.260
10		~~1:44.176~~	32.598	32.871	38.707	255.3	17:18:10.436
11		1:43.860	32.400	32.735	38.725	254.1	17:19:54.296
12		1:58.487	34.484	34.991	49.012	238.9	17:21:52.783
13		3:34.253	2:19.929	34.722	39.602		17:25:27.036
14		1:48.928	33.670	35.768	39.490	251.7	17:27:15.964
15		~~1:47.821~~	33.525	34.108	40.188	253.5	17:29:03.785
16		1:48.309	34.089	34.511	39.709	246.0	17:30:52.094
17		1:48.326	34.260	33.957	40.109	250.5	17:32:40.420
18		1:47.169	33.985	33.761	39.423	252.9	17:34:27.589
19		~~1:47.572~~	33.754	34.169	39.649	252.3	17:36:15.161
20		1:48.396	35.003	33.890	39.503	215.1	17:38:03.557
21		1:47.563	34.612	33.541	39.410	217.3	17:39:51.120
22		~~1:46.388~~	33.185	33.963	39.240	254.1	17:41:37.508
23		1:55.782	33.219	33.906	48.657	254.7	17:43:33.290

108 — Ameerh Naran — Mercedes AMG GT3 EVO
PROAM — Tom Jackson — Vimana by GetSpeed

Lap	D	Time	Sector 1	Sector 2	Sector 3	T. Spd	Elapsed
1		17:07:03.138	17:05:51.022	33.325	38.791		17:07:03.138
2		1:44.839	33.262	33.088	38.489	252.3	17:08:47.977
3		1:44.300	32.678	32.637	38.985	249.4	17:10:32.277
4		1:44.548	32.745	32.780	39.023	249.4	17:12:16.825
5		1:43.928	32.762	32.713	38.453	251.1	17:14:00.753
6		1:44.087	32.820	32.709	38.558	251.7	17:15:44.840
7		1:50.587	32.702	32.779	45.106	252.3	17:17:35.427

188 — Mark Sansom — McLaren 720S GT3 EVO
AM — Miguel Ramos — Garage 59

Lap	D	Time	Sector 1	Sector 2	Sector 3	T. Spd	Elapsed
1		17:03:02.720	17:01:46.920	35.644	40.156		17:03:02.720
2		1:57.051	34.000	34.552	48.499	247.1	17:04:59.771
3		2:39.694	1:26.939	33.577	39.178		17:07:39.465
4		1:43.848	32.758	32.804	38.286	250.5	17:09:23.313
5		1:43.414	32.394	32.830	38.190	251.1	17:11:06.727
6		1:43.525	32.593	32.529	38.403	250.5	17:12:50.252
7		1:43.357	32.379	32.858	38.120	250.0	17:14:33.609
8		1:54.577	32.550	33.391	48.636	250.0	17:16:28.186
9		3:10.507	1:54.567	34.112	41.828		17:19:38.693
10		~~1:46.623~~	33.807	33.976	38.840	249.4	17:21:25.316
11		1:46.148	33.444	33.803	38.901	248.8	17:23:11.464
12		1:45.791	33.122	33.523	39.146	250.5	17:24:57.255
13		1:45.454	33.272	33.628	38.554	250.5	17:26:42.709
14		~~1:44.916~~	32.928	33.472	38.516	251.1	17:28:27.625
15		1:51.656	33.344	33.591	44.721	250.0	17:30:19.281
16		2:29.426	1:16.844	33.477	39.105		17:32:48.707
17		1:46.522	33.390	33.690	39.442	250.5	17:34:35.229
18		~~1:45.695~~	33.253	33.403	39.039	249.4	17:36:20.924
19		~~1:45.834~~	33.266	33.571	38.997	250.0	17:38:06.758
20		~~1:45.348~~	33.223	33.282	38.843	252.9	17:39:52.106
21		~~1:45.954~~	33.046	33.727	39.181	253.5	17:41:38.060
22		1:56.493	33.307	33.720	49.466	252.9	17:43:34.553

777 — Marcin Jedliński — Ferrari 296 GT3
PROAM — Karol Basz — Olimp Racing

Lap	D	Time	Sector 1	Sector 2	Sector 3	T. Spd	Elapsed
1		17:06:24.586	17:05:11.411	33.707	39.468		17:06:24.586
2		1:47.799	34.013	34.336	39.450	252.3	17:08:12.385
3		1:46.613	33.439	33.672	39.502	255.9	17:09:58.998
4		1:45.447	32.910	33.618	38.919	254.7	17:11:44.445
5		1:45.038	32.982	33.256	38.800	255.3	17:13:29.483
6		~~1:47.129~~	33.253	34.161	39.715	255.3	17:15:16.612
7		~~1:45.271~~	33.277	33.277	38.717	254.7	17:17:01.883
8		1:45.927	32.947	33.504	39.476	256.5	17:18:47.810
9		~~1:46.622~~	33.770	33.773	39.079	251.1	17:20:34.432
10		1:45.815	32.961	33.537	39.317	254.1	17:22:20.247
11		1:51.754	32.770	33.624	45.360	254.1	17:24:12.001
12		3:08.297	1:54.761	33.575	39.961		17:27:20.298
13		1:45.637	33.199	33.427	39.011	255.3	17:29:05.935
14		1:46.255	32.929	33.746	39.580	255.3	17:30:52.190
15		~~1:52.805~~	33.351	33.672	45.782	257.1	17:32:44.995
16		~~3:10.083~~	1:50.649	34.329	45.105		17:35:55.078
17		~~3:01.880~~	1:49.510	33.442	38.928		17:38:56.958
18		~~1:45.977~~	33.174	33.642	39.161	255.9	17:40:42.935
19		~~1:45.460~~	32.764	33.865	38.831	255.3	17:42:28.395
20		2:09.458	35.123	41.990	52.345	254.7	17:44:37.853

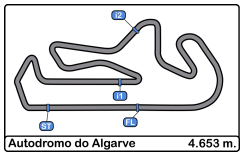

Autodromo Int. do Algarve

International GT Open

Free practice - 3

Best Sectors Results

	Sector - 1			Sector - 2			Sector - 3			Ideal Lap vs Best Lap					
Clas	Nº	Driver	Time	Nº	Driver	Time	Nº	Driver	Time	Clas	Nº	Driver	Ideal Lap	Best Lap	Clas
1	6	Jans - Walker	32.227	6	Jans - Walker	32.354	6	Jans - Walker	37.915	1	6	Jans - Walker	1:42.496	1:42.650	1
2	75	Salaquarda - Milota	32.360	20	Pierburg - Baumann	32.482	5	Jedliński - Korzeniowski	38.088	2	5	Jedliński - Korzeniowski	1:42.941	1:43.102	2
3	5	Jedliński - Korzeniowski	32.363	5	Jedliński - Korzeniowski	32.490	188	Sansom - Ramos	38.120	3	20	Pierburg - Baumann	1:43.012	1:43.360	4
4	188	Sansom - Ramos	32.379	75	Salaquarda - Milota	32.495	20	Pierburg - Baumann	38.149	4	188	Sansom - Ramos	1:43.028	1:43.357	3
5	20	Pierburg - Baumann	32.381	65	Neumann - Dunner	32.528	65	Neumann - Dunner	38.224	5	65	Neumann - Dunner	1:43.249	1:43.591	6
6	86	Gudmundsson - Gissurarson	32.400	188	Sansom - Ramos	32.529	54	Müller - Mettler	38.238	6	75	Salaquarda - Milota	1:43.354	1:43.448	5
7	65	Neumann - Dunner	32.497	108	Naran - Jackson	32.637	108	Naran - Jackson	38.453	7	86	Gudmundsson - Gissurarson	1:43.623	1:43.850	7
8	80	Ludwig - Velasco	32.517	80	Ludwig - Velasco	32.666	75	Salaquarda - Milota	38.499	8	80	Ludwig - Velasco	1:43.763	1:44.629	11
9	26	Blanchemain - Påverud	32.654	26	Blanchemain - Påverud	32.670	86	Gudmundsson - Gissurarson	38.527	9	108	Naran - Jackson	1:43.768	1:43.928	8
10	55	De Meeus - Abril	32.669	86	Gudmundsson - Gissurarson	32.696	80	Ludwig - Velasco	38.580	10	54	Müller - Mettler	1:43.788	1:44.244	10
11	54	Müller - Mettler	32.674	54	Müller - Mettler	32.876	55	De Meeus - Abril	38.689	11	26	Blanchemain - Påverud	1:44.036	1:44.220	9
12	108	Naran - Jackson	32.678	79	Zelger - Babini	33.043	26	Blanchemain - Påverud	38.712	12	55	De Meeus - Abril	1:44.595	1:45.018	12
13	10	Grove - Grove	32.688	77	Alfredo Hernández	33.105	777	Jedliński - Basz	38.717	13	777	Jedliński - Basz	1:44.737	1:45.038	13
14	777	Jedliński - Basz	32.764	21	Forgione - Rugolo	33.109	31	Hash - Fontana	38.737	14	31	Hash - Fontana	1:44.866	1:45.211	16
15	31	Hash - Fontana	32.902	10	Grove - Grove	33.137	21	Forgione - Rugolo	39.109	15	10	Grove - Grove	1:44.951	1:45.075	14
16	79	Zelger - Babini	32.917	31	Hash - Fontana	33.227	10	Grove - Grove	39.126	16	21	Forgione - Rugolo	1:45.143	1:45.143	15
17	21	Forgione - Rugolo	32.925	55	De Meeus - Abril	33.237	77	Alfredo Hernández	39.243	17	79	Zelger - Babini	1:45.314	1:45.700	17
18	77	Alfredo Hernández	33.390	777	Jedliński - Basz	33.256	79	Zelger - Babini	39.354	18	77	Alfredo Hernández	1:45.738	1:46.025	18

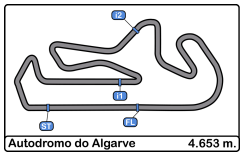

Autodromo Int. do Algarve
International GT Open
Free practice - 3
Best 5 Lap Times

												Best 1		Best 2		Best 3		Best 4		Best 5	
Cl	Nº	Entrant/Team	Nat	Driver 1	Nat	Driver 2	Nat	Vehicle	Cat	Cl	Time	Lap	Time	Lap	Time	Lap	Time	Lap	Time	Lap
1	6	GetSpeed	DEU	Steve Jans	LUX	Aaron Walker	GBR	Mercedes AMG GT3 EVO	PROAM	1	**1:42.650**	8	1:42.723	5	1:42.740	9	1:42.916	3	1:43.271	16
2	5	Olimp Racing	POL	Stanislaw Jedliński	POL	Krystian Korzeniowski	POL	Ferrari 296 GT3	AM	1	**1:43.102**	16	1:43.291	14	1:43.313	17	1:43.343	18	1:43.827	15
3	188	Garage 59	GBR	Mark Sansom	GBR	Miguel Ramos	PRT	McLaren 720S GT3 EVO	AM	2	**1:43.357**	7	1:43.414	5	1:43.525	6	1:43.848	4	1:45.454	13
4	20	SPS Automotive Performance	DEU	Valentin Pierburg	DEU	Dominik Baumann	AUT	Mercedes AMG GT3 EVO	PROAM	2	**1:43.360**	10	1:43.528	19	1:43.588	8	1:43.639	3	1:43.810	4
5	75	Team ISR	CZE	Filip Salaquarda	CZE	Libor Milota	CZE	Audi R8 LMS GT3 EVO II	PROAM	3	**1:43.448**	6	1:43.611	7	1:43.767	3	1:43.787	4	1:43.833	5
6	65	Team Motopark	DEU	Heiko Neumann	DEU	Lukas Dunner	AUT	Mercedes AMG GT3 EVO	PROAM	4	**1:43.591**	2	1:43.956	3	1:44.279	4	1:44.360	14	1:44.388	10
7	86	Team Thor	ISL	Audunn Gudmundsson	ISL	Thorvaldur Gissurarson	ISL	Porsche 911 GT3 R (992)	AM	3	**1:43.850**	5	1:43.860	11	1:44.126	3	1:44.560	7	1:44.571	6
8	108	Vimana by GetSpeed	DEU	Ameerh Naran	ZWE	Tom Jackson	GBR	Mercedes AMG GT3 EVO	PROAM	5	**1:43.928**	5	1:44.087	6	1:44.300	3	1:44.548	4	1:44.839	2
9	26	Sainteloc Racing	FRA	Michael Blanchemain	FRA	Marcus Påverud	NOR	Audi R8 LMS GT3 EVO II	PROAM	6	**1:44.220**	8	1:44.728	12	1:49.575	4	1:52.052	3	1:52.513	10
10	54	CBRX by SPS	DEU	Dexter Müller	CHE	Yannick Mettler	CHE	Mercedes AMG GT3 EVO	PROAM	7	**1:44.244**	10	1:44.278	15	1:44.444	8	1:44.564	7	1:45.802	9
11	80	Mertel Motorsport	DEU	Luca Ludwig	DEU	Iván Velasco	ESP	Ferrari 488 GT3 Evo	PROAM	8	**1:44.629**	14	1:44.701	2	1:44.989	10	1:45.001	8	1:45.023	6
12	55	AF Corse	ITA	Laurent De Meeus	BEL	Vincent Abril	FRA	Ferrari 296 GT3	PROAM	9	**1:45.018**	12	1:45.050	10	1:45.189	11	1:45.265	6	1:45.573	8
13	777	Olimp Racing	POL	Marcin Jedliński	POL	Karol Basz	POL	Ferrari 296 GT3	PROAM	10	**1:45.038**	5	1:45.447	4	1:45.637	13	1:45.815	10	1:45.927	8
14	10	Iron Lynx	ITA	Brenton Grove	AUS	Stephen Grove	AUS	Mercedes AMG GT3 EVO	PROAM	11	**1:45.075**	14	1:45.189	17	1:45.304	22	1:45.347	13	1:45.524	11
15	21	AF Corse	ITA	Gino Forgione	CHE	Michele Rugolo	ITA	Ferrari 296 GT3	AM	4	**1:45.143**	19	1:45.806	15	1:45.890	8	1:46.234	16	1:46.493	17
16	31	Car Collection Motorsport	DEU	Hash	USA	Alex Fontana	CHE	Porsche 911 GT3 R (992)	PROAM	12	**1:45.211**	11	1:45.371	13	1:45.486	10	1:45.837	14	1:45.851	12
17	79	Tsunami RT	SMR	Johannes Zelger	ITA	Fabio Babini	ITA	Porsche 911 GT3 R (992)	PROAM	13	**1:45.700**	2	1:46.118	6	1:46.158	21	1:46.196	7	1:46.298	5
18	77	BDR Grupo Prom Racing Team	BEL	Alfredo Hernández	MEX			Mercedes AMG GT3 EVO	AM	5	**1:46.025**	14	1:46.129	7	1:46.287	13	1:46.349	6	1:46.425	11

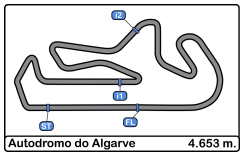

Autodromo Int. do Algarve
International GT Open
Free practice - 3
Best 5 Top Speeds

												Top 1		Top 2		Top 3		Top 4		Top 5		
Cl	Nº	Entrant/Team	Nat	Driver 1	Nat	Driver 2	Nat	Vehicle	Cat	Cl	Km/h	Lap	Km/h	Lap	Km/h	Lap	Km/h	Lap	Km/h	Lap	Avg
1	20	SPS Automotive Performance	DEU	Valentin Pierburg	DEU	Dominik Baumann	AUT	Mercedes AMG GT3 EVO	PROAM	1	257.1	20	255.9	3	255.9	5	255.3	4	254.7	19	255.8
2	777	Olimp Racing	POL	Marcin Jedliński	POL	Karol Basz	POL	Ferrari 296 GT3	PROAM	2	257.1	15	256.5	8	255.9	3	255.9	18	255.3	5	256.1
3	5	Olimp Racing	POL	Stanislaw Jedliński	POL	Krystian Korzeniowski	POL	Ferrari 296 GT3	AM	1	256.5	17	256.5	20	255.3	15	255.3	19	254.1	14	255.5
4	65	Team Motopark	DEU	Heiko Neumann	DEU	Lukas Dunner	AUT	Mercedes AMG GT3 EVO	PROAM	3	255.9	17	255.3	14	254.7	15	254.7	18	254.1	13	254.9
5	6	GetSpeed	DEU	Steve Jans	LUX	Aaron Walker	GBR	Mercedes AMG GT3 EVO	PROAM	4	255.3	4	255.3	10	255.3	19	254.1	6	254.1	9	254.8
6	26	Sainteloc Racing	FRA	Michael Blanchemain	FRA	Marcus Påverud	NOR	Audi R8 LMS GT3 EVO II	PROAM	5	255.3	13	252.9	9	252.3	8	252.3	10	251.7	7	252.9
7	75	Team ISR	CZE	Filip Salaquarda	CZE	Libor Milota	CZE	Audi R8 LMS GT3 EVO II	PROAM	6	255.3	8	254.1	4	254.1	7	252.9	3	252.9	5	253.8
8	86	Team Thor	ISL	Audunn Gudmundsson	ISL	Thorvaldur Gissurarson	ISL	Porsche 911 GT3 R (992)	AM	2	255.3	6	255.3	10	254.7	5	254.7	7	254.7	23	254.9
9	21	AF Corse	ITA	Gino Forgione	CHE	Michele Rugolo	ITA	Ferrari 296 GT3	AM	3	254.7	19	252.3	13	252.3	18	251.7	8	251.7	14	252.5
10	31	Car Collection Motorsport	DEU	Hash	USA	Alex Fontana	CHE	Porsche 911 GT3 R (992)	PROAM	7	254.7	22	254.1	10	254.1	14	254.1	15	254.1	21	254.2
11	54	CBRX by SPS	DEU	Dexter Müller	CHE	Yannick Mettler	CHE	Mercedes AMG GT3 EVO	PROAM	8	254.7	12	254.1	3	254.1	7	254.1	11	253.5	13	254.1
12	80	Mertel Motorsport	DEU	Luca Ludwig	DEU	Iván Velasco	ESP	Ferrari 488 GT3 Evo	PROAM	9	254.7	8	254.1	12	254.1	15	253.5	9	252.9	3	253.8
13	79	Tsunami RT	SMR	Johannes Zelger	ITA	Fabio Babini	ITA	Porsche 911 GT3 R (992)	PROAM	10	254.1	3	253.5	5	253.5	22	252.9	6	252.9	21	253.4
14	55	AF Corse	ITA	Laurent De Meeus	BEL	Vincent Abril	FRA	Ferrari 296 GT3	PROAM	11	253.5	9	252.9	12	252.3	8	251.7	3	251.7	11	252.4
15	188	Garage 59	GBR	Mark Sansom	GBR	Miguel Ramos	PRT	McLaren 720S GT3 EVO	AM	4	253.5	21	252.9	20	252.9	22	251.1	5	251.1	14	252.3
16	10	Iron Lynx	ITA	Brenton Grove	AUS	Stephen Grove	AUS	Mercedes AMG GT3 EVO	PROAM	12	252.9	23	251.7	16	251.7	19	251.1	5	251.1	13	251.7
17	77	BDR Grupo Prom Racing Team	BEL	Alfredo Hernández	MEX			Mercedes AMG GT3 EVO	AM	5	252.3	6	251.7	14	251.7	15	251.1	5	251.1	11	251.6
18	108	Vimana by GetSpeed	DEU	Ameerh Naran	ZWE	Tom Jackson	GBR	Mercedes AMG GT3 EVO	PROAM	13	252.3	2	252.3	7	251.7	6	251.1	5	249.4	3	251.4

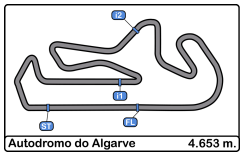

Autodromo Int. do Algarve

International GT Open

Free practice - 3

Fastest Laps Sequence

Lap	Time of Day	Session Time	Nº	Entrant/Team	Nat	Driver 1	Nat	Driver 2	Nat	Vehicle	Cat	Time	Km/h
2	17:03:41.516	3:41.516	**65**	Team Motopark	DEU	Heiko Neumann	DEU	Lukas Dunner	AUT	Mercedes AMG GT3 EVO	PROAM	**1:43.591**	161.7
2	17:06:08.757	6:08.757	**6**	GetSpeed	DEU	Steve Jans	LUX	Aaron Walker	GBR	Mercedes AMG GT3 EVO	PROAM	**1:43.512**	161.8
3	17:07:51.673	7:51.673	**6**	GetSpeed	DEU	Steve Jans	LUX	Aaron Walker	GBR	Mercedes AMG GT3 EVO	PROAM	**1:42.916**	162.7
5	17:11:23.118	11:23.118	**6**	GetSpeed	DEU	Steve Jans	LUX	Aaron Walker	GBR	Mercedes AMG GT3 EVO	PROAM	**1:42.723**	163.0
8	17:19:07.463	19:07.463	**6**	GetSpeed	DEU	Steve Jans	LUX	Aaron Walker	GBR	Mercedes AMG GT3 EVO	PROAM	**1:42.650**	163.1

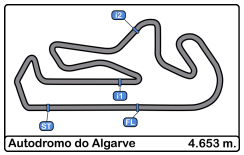

Autodromo Int. do Algarve
International GT Open
Free practice - 3
Event Best Maximum Speed

Nº	Entrant/Team	Nat	Driver 1	Nat	Driver 2	Nat	Vehicle	Cat	Km/h	Session
75	Team ISR	CZE	Filip Salaquarda	CZE	Libor Milota	CZE	Audi R8 LMS GT3 EVO II	PROAM	269.3	Private test - 2
82	GetSpeed	DEU	Marcelo Ramírez	MEX	Ralf Aron	EST	Mercedes AMG GT3 EVO	PRO	267.9	Private test - 2
51	AF Corse	ITA	Carl Bennett	THA	Tommaso Mosca	ITA	Ferrari 296 GT3	PRO	267.9	Private test - 2
9	GetSpeed	DEU	Anthony Bartone	USA	Fabian Schiller	DEU	Mercedes AMG GT3 EVO	PRO	267.9	Private test - 2
79	Tsunami RT	SMR	Johannes Zelger	ITA	Fabio Babini	ITA	Porsche 911 GT3 R (992)	PROAM	267.9	Private test - 2
4	Optimum Motorsport	GBR	Michael Porter	GBR	Zac Meakin	GBR	McLaren 720S GT3 EVO	PRO	267.3	Private test - 2
86	Team Thor	ISL	Audunn Gudmundsson	ISL	Thorvaldur Gissurarson	ISL	Porsche 911 GT3 R (992)	AM	266.6	Private test - 2
11	Team Motopark	DEU	Levente Révész	HUN	Matteo Cairoli	ITA	Mercedes AMG GT3 EVO	PRO	266.6	Private test - 2
30									266.6	Private test - 2
17	Elite Motorsport with Entire Race Engineering	GBR	Tom Lebbon	GBR	Tom Emson	GBR	Ferrari 296 GT3	PRO	266.6	Private test - 2
777	Olimp Racing	POL	Marcin Jedliński	POL	Karol Basz	POL	Ferrari 296 GT3	PROAM	266.6	Private test - 2
18	Dinamic GT	ITA	Alexey Nesov	ND	Maksim Kizilov	ND	Porsche 911 GT3 R (992)	PRO	266.0	Private test - 1
13	Team Motopark	DEU	Robert Visoiu	ROU	Niklas Krütten	DEU	Mercedes AMG GT3 EVO	PRO	266.0	Private test - 2
65	Team Motopark	DEU	Heiko Neumann	DEU	Lukas Dunner	AUT	Mercedes AMG GT3 EVO	PROAM	266.0	Private test - 2
33	Greystone GT	GBR	Dean Macdonald	GBR	James Kell	GBR	McLaren 720S GT3 EVO	PRO	266.0	Private test - 2
26	Sainteloc Racing	FRA	Michael Blanchemain	FRA	Marcus Påverud	NOR	Audi R8 LMS GT3 EVO II	PROAM	266.0	Private test - 2
21	AF Corse	ITA	Gino Forgione	CHE	Michele Rugolo	ITA	Ferrari 296 GT3	AM	265.3	Private test - 2
28	BDR Grupo Prom Racing Team	BEL	Amaury Bonduel	FRA	Luis Michael Dörrbecker	MEX	Mercedes AMG GT3 EVO	PRO	265.3	Private test - 2
5	Olimp Racing	POL	Stanislaw Jedliński	POL	Krystian Korzeniowski	POL	Ferrari 296 GT3	AM	265.3	Private test - 2
1	Eastalent Racing	AUT	Simon Reicher	AUT	Christopher Haase	DEU	Audi R8 LMS GT3 EVO II	PRO	265.3	Private test - 2
80	Mertel Motorsport	DEU	Luca Ludwig	DEU	Iván Velasco	ESP	Ferrari 488 GT3 Evo	PROAM	264.7	Private test - 2
188	Garage 59	GBR	Mark Sansom	GBR	Miguel Ramos	PRT	McLaren 720S GT3 EVO	AM	264.7	Private test - 2
10	Iron Lynx	ITA	Brenton Grove	AUS	Stephen Grove	AUS	Mercedes AMG GT3 EVO	PROAM	264.7	Private test - 2
54	CBRX by SPS	DEU	Dexter Müller	CHE	Yannick Mettler	CHE	Mercedes AMG GT3 EVO	PROAM	264.7	Private test - 2
20	SPS Automotive Performance	DEU	Valentin Pierburg	DEU	Dominik Baumann	AUT	Mercedes AMG GT3 EVO	PROAM	264.7	Private test - 2
19	Oregon Team	ITA	Robin Rogalski	POL	Filip Ugran	ROU	Lamborghini Huracán GT3 EVO2	PRO	264.0	Private test - 2
55	AF Corse	ITA	Laurent De Meeus	BEL	Vincent Abril	FRA	Ferrari 296 GT3	PROAM	264.0	Private test - 2
6	GetSpeed	DEU	Steve Jans	LUX	Aaron Walker	GBR	Mercedes AMG GT3 EVO	PROAM	263.4	Private test - 2
63	Oregon Team	ITA	Antoine Doquin	FRA	Artem Petrov	ISR	Lamborghini Huracán GT3 EVO2	PRO	262.7	Private test - 2
77	BDR Grupo Prom Racing Team	BEL	Alfredo Hernández	MEX			Mercedes AMG GT3 EVO	AM	261.5	Private test - 2
31	Car Collection Motorsport	DEU	Hash	USA	Alex Fontana	CHE	Porsche 911 GT3 R (992)	PROAM	257.7	Free practice - 2
108	Vimana by GetSpeed	DEU	Ameerh Naran	ZWE	Tom Jackson	GBR	Mercedes AMG GT3 EVO	PROAM	255.9	Free practice - 2

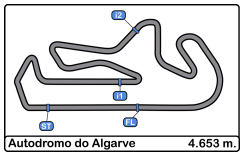

Autodromo Int. do Algarve
International GT Open
Free practice - 3
Pit Stop Analysis

5 — Stanislaw Jedliński — Ferrari 296 GT3
AM — Krystian Korzeniowski — Olimp Racing

Nº	In Day Time	In Time	Out Time	Pit Time	T. Pit Time	Handicap	Diff.
1	17:07:04.270	17:07:04.270	17:08:37.821	1:33.551	1:33.551		
2	17:25:41.211	17:25:41.211	17:27:06.248	1:25.037	2:58.588		

6 — Steve Jans — Mercedes AMG GT3 EVO
PROAM — Aaron Walker — GetSpeed

Nº	In Day Time	In Time	Out Time	Pit Time	T. Pit Time	Handicap	Diff.
1	17:13:17.579	17:13:17.579	17:15:39.842	2:22.263	2:22.263		
2	17:22:42.260	17:22:42.260	17:24:32.083	1:49.823	4:12.086		

20 — Valentin Pierburg — Mercedes AMG GT3 EVO
PROAM — Dominik Baumann — SPS Automotive Performance

Nº	In Day Time	In Time	Out Time	Pit Time	T. Pit Time	Handicap	Diff.
1	17:12:20.917	17:12:20.917	17:12:49.301	28.384	28.384		
2	17:23:19.176	17:23:19.176	17:25:40.889	2:21.713	2:50.097		

21 — Gino Forgione — Ferrari 296 GT3
AM — Michele Rugolo — AF Corse

Nº	In Day Time	In Time	Out Time	Pit Time	T. Pit Time	Handicap	Diff.
1	17:14:09.938	17:14:09.938	17:15:51.116	1:41.178	1:41.178		
2	17:24:45.484	17:24:45.484	17:26:46.828	2:01.344	3:42.522		

26 — Michael Blanchemain — Audi R8 LMS GT3 EVO II
PROAM — Marcus Påverud — Sainteloc Racing

Nº	In Day Time	In Time	Out Time	Pit Time	T. Pit Time	Handicap	Diff.
1	17:16:20.023	17:16:20.023	17:23:40.167	7:20.144	7:20.144		
2	17:32:31.507	17:32:31.507	17:35:11.342	2:39.835	9:59.979		

31 — Hash — Porsche 911 GT3 R (992)
PROAM — Alex Fontana — Car Collection Motorsport

Nº	In Day Time	In Time	Out Time	Pit Time	T. Pit Time	Handicap	Diff.
1	17:09:45.130	17:09:45.130	17:10:35.703	50.573	50.573		
2	17:28:19.191	17:28:19.191	17:29:05.473	46.282	1:36.855		

54 — Dexter Müller — Mercedes AMG GT3 EVO
PROAM — Yannick Mettler — SPS Automotive Performance

Nº	In Day Time	In Time	Out Time	Pit Time	T. Pit Time	Handicap	Diff.
1	17:12:48.920	17:12:48.920	17:15:00.862	2:11.942	2:11.942		
2	17:29:11.641	17:29:11.641	17:30:31.540	1:19.899	3:31.841		

55 — Laurent De Meeus — Ferrari 296 GT3
PROAM — Vincent Abril — AF Corse

Nº	In Day Time	In Time	Out Time	Pit Time	T. Pit Time	Handicap	Diff.
1	17:10:55.845	17:10:55.845	17:13:35.797	2:39.952	2:39.952		

65 — Heiko Neumann — Mercedes AMG GT3 EVO
PROAM — Lukas Dunner — Team Motopark

Nº	In Day Time	In Time	Out Time	Pit Time	T. Pit Time	Handicap	Diff.
1	17:10:39.026	17:10:39.026	17:13:30.164	2:51.138	2:51.138		
2	17:34:31.199	17:34:31.199	17:35:52.786	1:21.587	4:12.725		

75 — Filip Salaquarda — Audi R8 LMS GT3 EVO II
PROAM — Libor Milota — Team ISR

Nº	In Day Time	In Time	Out Time	Pit Time	T. Pit Time	Handicap	Diff.
1	17:24:53.640	17:24:53.640	17:26:15.409	1:21.769	1:21.769		
2	17:28:05.705	17:28:05.705	17:29:27.545	1:21.840	2:43.609		
3	17:31:17.265	17:31:17.265	17:32:38.447	1:21.182	4:04.791		
4	17:34:27.504	17:34:27.504	17:35:48.324	1:20.820	5:25.611		

77 — Alfredo Hernández — Mercedes AMG GT3 EVO
AM — BDR Grupo Prom Racing Team

Nº	In Day Time	In Time	Out Time	Pit Time	T. Pit Time	Handicap	Diff.
1	17:14:49.829	17:14:49.829	17:17:08.292	2:18.463	2:18.463		

79 — Johannes Zelger — Porsche 911 GT3 R (992)
PROAM — Fabio Babini — Tsunami RT

Nº	In Day Time	In Time	Out Time	Pit Time	T. Pit Time	Handicap	Diff.
1	17:14:55.294	17:14:55.294	17:17:14.267	2:18.973	2:18.973		

80 — Luca Ludwig — Ferrari 488 GT3 Evo
PROAM — Iván Velasco — Mertel Motorsport

Nº	In Day Time	In Time	Out Time	Pit Time	T. Pit Time	Handicap	Diff.
1	17:13:56.405	17:13:56.405	17:20:10.496	6:14.091	6:14.091		
2	17:34:38.959	17:34:38.959	17:36:52.101	2:13.142	8:27.233		

86 — Audunn Gudmundsson — Porsche 911 GT3 R (992)
AM — Thorvaldur Gissurarson — Team Thor

Nº	In Day Time	In Time	Out Time	Pit Time	T. Pit Time	Handicap	Diff.
1	17:21:48.607	17:21:48.607	17:23:36.866	1:48.259	1:48.259		

188 — Mark Sansom — McLaren 720S GT3 EVO
AM — Miguel Ramos — Garage 59

Nº	In Day Time	In Time	Out Time	Pit Time	T. Pit Time	Handicap	Diff.
1	17:04:55.541	17:04:55.541	17:05:54.085	58.544	58.544		
2	17:16:23.726	17:16:23.726	17:17:50.640	1:26.914	2:25.458		
3	17:30:15.121	17:30:15.121	17:31:02.830	47.709	3:13.167		

777 — Marcin Jedliński — Ferrari 296 GT3
PROAM — Karol Basz — Olimp Racing

Nº	In Day Time	In Time	Out Time	Pit Time	T. Pit Time	Handicap	Diff.
1	17:24:07.844	17:24:07.844	17:25:29.806	1:21.962	1:21.962		
2	17:32:40.817	17:32:40.817	17:34:02.715	1:21.898	2:43.860		
3	17:35:50.824	17:35:50.824	17:37:12.737	1:21.913	4:05.773		

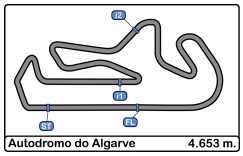

Autodromo Int. do Algarve
International GT Open
Free practice - 3
Weather Report

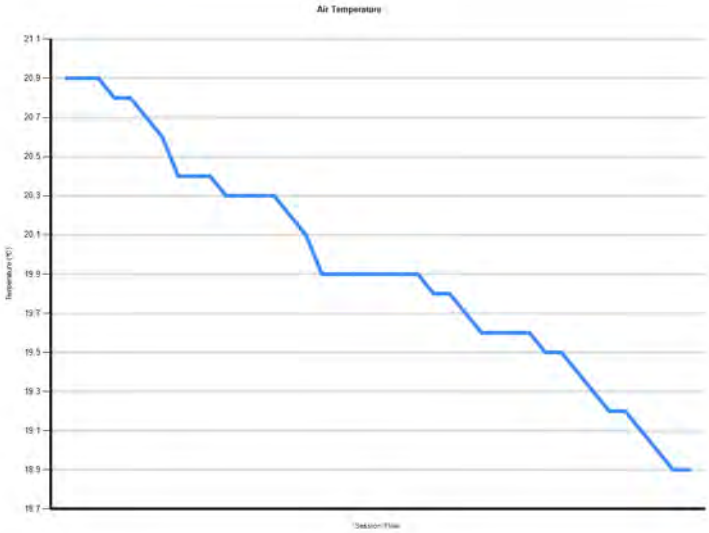

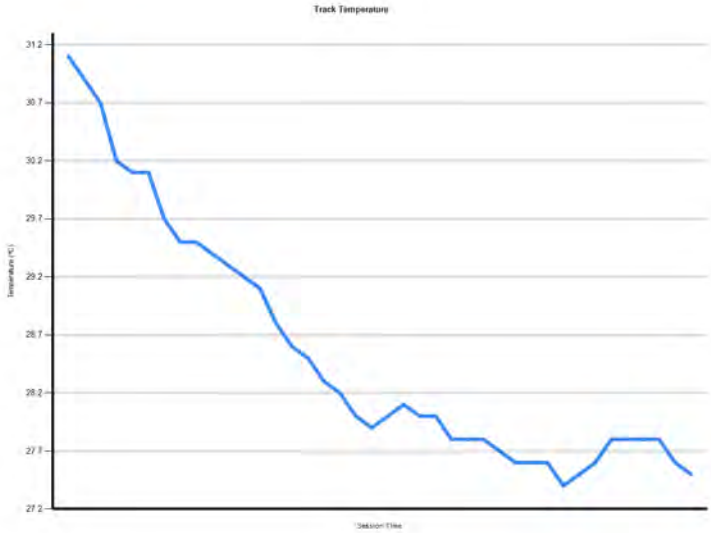

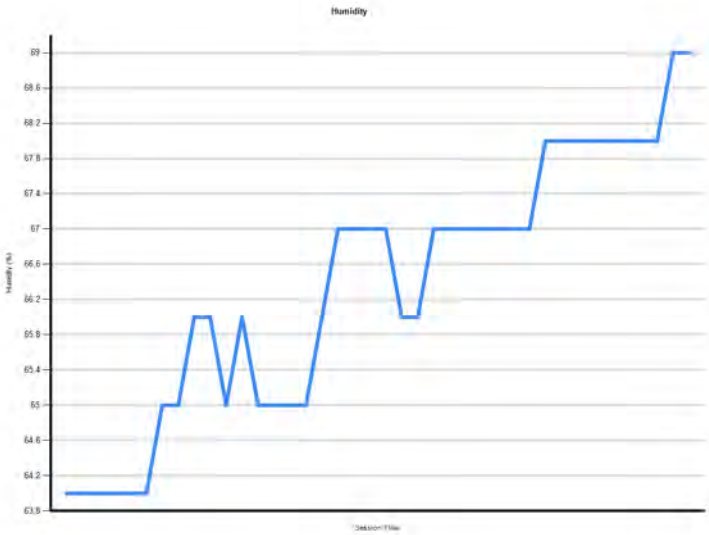

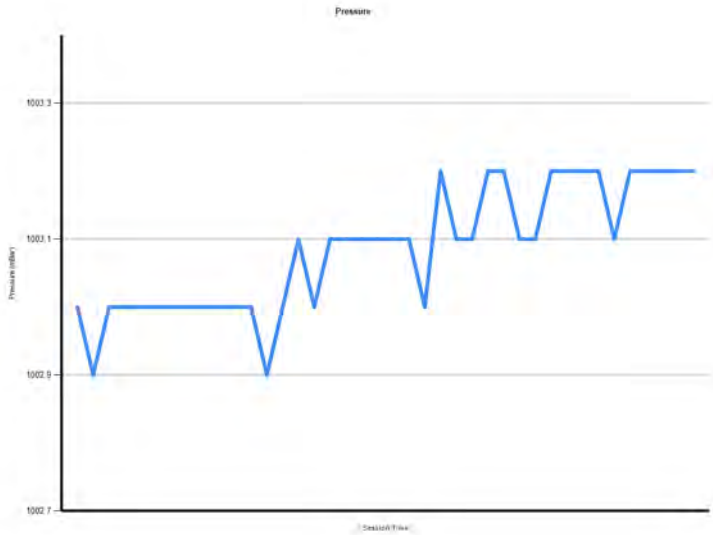

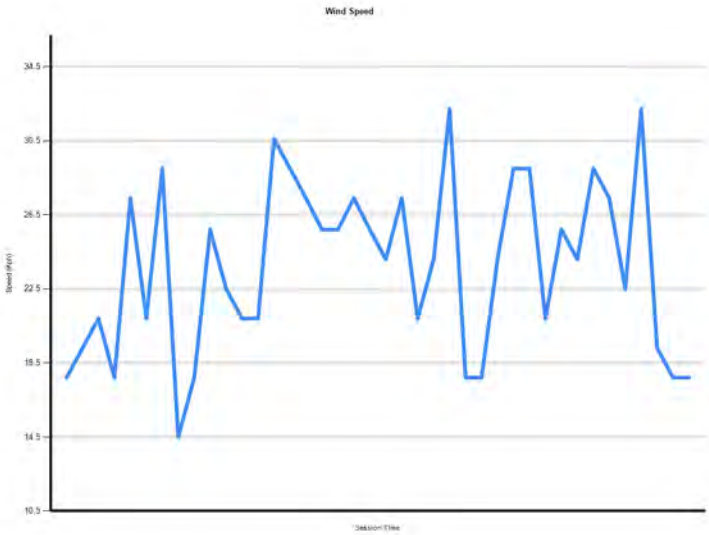

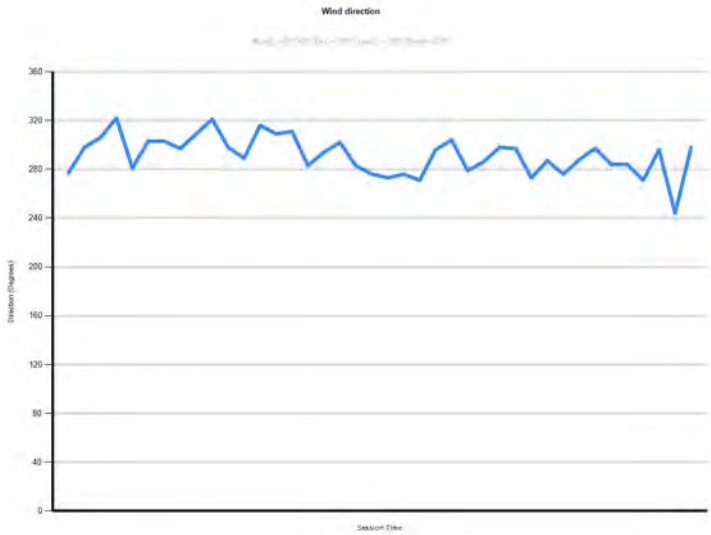

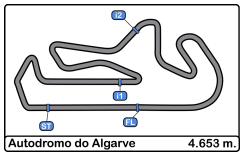

Autodromo do Algarve 4.653 m.

Autodromo Int. do Algarve
International GT Open
Free Practice - 1 - 2 - 3
Combined Results

Cls	Nº	Entrant/Team	Nat	Driver 1	Nat	Driver 2	Nat	Vehicle	Cat	Cls	Laps	FP1		FP2		FP3		Best	Gap	Interval	Km/h
1	**20**	SPS Automotive Performance	DEU	Valentin Pierburg	DEU	Dominik Baumann	AUT	Mercedes AMG GT3 EVO	PROAM	1	70	**1:41.721**	3	1:42.795	7	1:43.360	1	**1:41.721**			164.6
2	**9**	GetSpeed	DEU	Anthony Bartone	USA	Fabian Schiller	DEU	Mercedes AMG GT3 EVO	PRO	1	52	**1:41.845**	3	1:42.635	2			**1:41.845**	0.124	0.124	164.4
3	**65**	Team Motopark	DEU	Heiko Neumann	DEU	Lukas Dunner	AUT	Mercedes AMG GT3 EVO	PROAM	2	47	**1:42.051**	3	3:05.262	3	1:43.591	2	**1:42.051**	0.330	0.206	164.1
4	**18**	Dinamic GT	ITA	Alexey Nesov	ND	Maksim Kizilov	ND	Porsche 911 GT3 R (992)	PRO	2	50	**1:42.064**	5	1:43.121	2			**1:42.064**	0.343	0.013	164.1
5	**11**	Team Motopark	DEU	Levente Révész	HUN	Matteo Cairoli	ITA	Mercedes AMG GT3 EVO	PRO	3	40	**1:42.163**	3	1:42.404	4			**1:42.163**	0.442	0.099	163.9
6	**31**	Car Collection Motorsport	DEU	Hash	USA	Alex Fontana	CHE	Porsche 911 GT3 R (992)	PROAM	3	78	1:42.584	2	**1:42.247**	2	**1:45.211**	1	**1:42.247**	0.526	0.084	163.8
7	**13**	Team Motopark	DEU	Robert Visoiu	ROU	Niklas Krütten	DEU	Mercedes AMG GT3 EVO	PRO	4	43	**1:42.267**	2	1:43.858	8			**1:42.267**	0.546	0.020	163.7
8	**6**	GetSpeed	DEU	Steve Jans	LUX	Aaron Walker	GBR	Mercedes AMG GT3 EVO	PROAM	4	70	**1:42.538**	4	1:43.388	4	1:42.650	8	**1:42.538**	0.817	0.271	163.3
9	**54**	CBRX by SPS	DEU	Dexter Müller	CHE	Yannick Mettler	CHE	Mercedes AMG GT3 EVO	PROAM	5	67	**1:42.615**	5	1:42.760	4	1:44.244	1	**1:42.615**	0.894	0.077	163.2
10	**55**	AF Corse	ITA	Laurent De Meeus	BEL	Vincent Abril	FRA	Ferrari 296 GT3	PROAM	6	60	**1:42.729**	5	1:43.079	7	1:45.018	1	**1:42.729**	1.008	0.114	163.0
11	**777**	Olimp Racing	POL	Marcin Jedliński	POL	Karol Basz	POL	Ferrari 296 GT3	PROAM	7	64	**1:42.766**	2	1:43.610	4	1:45.038	5	**1:42.766**	1.045	0.037	162.9
12	**79**	Tsunami RT	SMR	Johannes Zelger	ITA	Fabio Babini	ITA	Porsche 911 GT3 R (992)	PROAM	8	65	**1:42.772**	5	1:43.912	4	1:45.700	2	**1:42.772**	1.051	0.006	162.9
13	**33**	Greystone GT	GBR	Dean Macdonald	GBR	James Kell	GBR	McLaren 720S GT3 EVO	PRO	5	45	**1:42.867**	8	1:42.968	1			**1:42.867**	1.146	0.095	162.8
14	**82**	GetSpeed	DEU	Marcelo Ramírez	MEX	Ralf Aron	EST	Mercedes AMG GT3 EVO	PRO	6	54	1:43.080	1	**1:42.912**	1			**1:42.912**	1.191	0.045	162.7
15	**80**	Mertel Motorsport	DEU	Luca Ludwig	DEU	Iván Velasco	ESP	Ferrari 488 GT3 Evo	PROAM	9	38	1:45.999	1	**1:42.933**	4	**1:44.629**	1	**1:42.933**	1.212	0.021	162.7
16	**1**	Eastalent Racing	AUT	Simon Reicher	AUT	Christopher Haase	DEU	Audi R8 LMS GT3 EVO II	PRO	7	48	1:43.072	2	**1:42.934**	6			**1:42.934**	1.213	0.001	162.7
17	**28**	BDR Grupo Prom Racing Team	BEL	Amaury Bonduel	FRA	Luis Michael Dörrbecker	MEX	Mercedes AMG GT3 EVO	PRO	8	47	**1:42.938**	5	1:43.127	7			**1:42.938**	1.217	0.004	162.7
18	**4**	Optimum Motorsport	GBR	Michael Porter	GBR	Zac Meakin	GBR	McLaren 720S GT3 EVO	PRO	9	37	**1:42.942**	6	1:43.437	6			**1:42.942**	1.221	0.004	162.7
19	**63**	Oregon Team	ITA	Antoine Doquin	FRA	Artem Petrov	ISR	Lamborghini Huracán GT3 EVO2	PRO	10	40	**1:43.024**	5	1:43.959	3			**1:43.024**	1.303	0.082	162.5
20	**51**	AF Corse	ITA	Carl Bennett	THA	Tommaso Mosca	ITA	Ferrari 296 GT3	PRO	11	59	**1:43.071**	2	1:43.770	3			**1:43.071**	1.350	0.047	162.5
21	**17**	Elite Motorsport with Entire Race Engineering	GBR	Tom Lebbon	GBR	Tom Emson	GBR	Ferrari 296 GT3	PRO	12	42	**1:43.074**	3	1:43.730	1			**1:43.074**	1.353	0.003	162.5
22	**5**	Olimp Racing	POL	Stanislaw Jedliński	POL	Krystian Korzeniowski	POL	Ferrari 296 GT3	AM	1	69	1:43.381	1	1:44.314	5	1:43.102	1	**1:43.102**	1.381	0.028	162.4
23	**188**	Garage 59	GBR	Mark Sansom	GBR	Miguel Ramos	PRT	McLaren 720S GT3 EVO	AM	2	72	1:44.589	2	1:43.843	1	1:43.357	7	**1:43.357**	1.636	0.255	162.0
24	**75**	Team ISR	CZE	Filip Salaquarda	CZE	Libor Milota	CZE	Audi R8 LMS GT3 EVO II	PROAM	10	57	1:43.575	2	**1:43.388**	8	**1:43.448**	6	**1:43.388**	1.667	0.031	162.0
25	**10**	Iron Lynx	ITA	Brenton Grove	AUS	Stephen Grove	AUS	Mercedes AMG GT3 EVO	PROAM	11	80	**1:43.412**	4	1:44.241	1	1:45.075	1	**1:43.412**	1.691	0.024	161.9
26	**21**	AF Corse	ITA	Gino Forgione	CHE	Michele Rugolo	ITA	Ferrari 296 GT3	AM	3	75	1:43.441	7	**1:43.414**	7	**1:45.143**	1	**1:43.414**	1.693	0.002	161.9
27	**19**	Oregon Team	ITA	Robin Rogalski	POL	Filip Ugran	ROU	Lamborghini Huracán GT3 EVO2	PRO	13	45	**1:43.638**	3	1:45.019	8			**1:43.638**	1.917	0.224	161.6
28	**26**	Sainteloc Racing	FRA	Michael Blanchemain	FRA	Marcus Påverud	NOR	Audi R8 LMS GT3 EVO II	PROAM	12	56	**1:43.769**	4	1:44.522	1	1:44.220	8	**1:43.769**	2.048	0.131	161.4
29	**86**	Team Thor	ISL	Audunn Gudmundsson	ISL	Thorvaldur Gissurarson	ISL	Porsche 911 GT3 R (992)	AM	4	77	1:44.906	8	1:44.500	1	1:43.850	5	**1:43.850**	2.129	0.081	161.2
30	**108**	Vimana by GetSpeed	DEU	Ameerh Naran	ZWE	Tom Jackson	GBR	Mercedes AMG GT3 EVO	PROAM	13	32	**1:43.925**	4	1:45.053	2	1:43.928	5	**1:43.925**	2.204	0.075	161.1
31	**77**	BDR Grupo Prom Racing Team	BEL	Alfredo Hernández	MEX			Mercedes AMG GT3 EVO	AM	5	56	1:47.040	1	1:46.645	8	1:46.025	1	**1:46.025**	4.304	2.100	157.9

Published at:.....

Race Director: Alessandro Ferrari

Timekeeper: Luis García

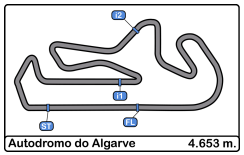

Autodromo do Algarve 4.653 m.

Autodromo Int. do Algarve
International GT Open
Qualifying - 1 Driver - 1
Provisional Results

Cls	Nº	Entrant/Team	Nat	Driver 1	Nat	Driver 2	Nat	Vehicle	Cat	Cls	Laps	Best	Time	Gap	Interval	Km/h
1	9	GetSpeed	DEU	Anthony Bartone	USA	**Fabian Schiller**	DEU	Mercedes AMG GT3 EVO	PRO	1	11	9	1:40.051			167.4
2	33	Greystone GT	GBR	**Dean Macdonald**	GBR	James Kell	GBR	McLaren 720S GT3 EVO	PRO	2	11	9	1:40.310	0.259	0.259	166.9
3	11	Team Motopark	DEU	Levente Révész	HUN	**Matteo Cairoli**	ITA	Mercedes AMG GT3 EVO	PRO	3	10	8	1:40.592	0.541	0.282	166.5
4	54	CBRX by SPS	DEU	Dexter Müller	CHE	**Yannick Mettler**	CHE	Mercedes AMG GT3 EVO	PROAM	1	13	11	1:40.854	0.803	0.262	166.0
5	4	Optimum Motorsport	GBR	**Michael Porter**	GBR	Zac Meakin	GBR	McLaren 720S GT3 EVO	PRO	4	12	9	1:40.900	0.849	0.046	166.0
6	13	Team Motopark	DEU	Robert Visoiu	ROU	**Niklas Krütten**	DEU	Mercedes AMG GT3 EVO	PRO	5	9	7	1:41.027	0.976	0.127	165.8
7	777	Olimp Racing	POL	Marcin Jedliński	POL	**Karol Basz**	POL	Ferrari 296 GT3	PROAM	2	8	6	1:41.036	0.985	0.009	165.7
8	51	AF Corse	ITA	Carl Bennett	THA	**Tommaso Mosca**	ITA	Ferrari 296 GT3	PRO	6	11	9	1:41.070	1.019	0.034	165.7
9	10	Iron Lynx	ITA	**Brenton Grove**	AUS	Stephen Grove	AUS	Mercedes AMG GT3 EVO	PROAM	3	12	11	1:41.169	1.118	0.099	165.5
10	17	Elite Motorsport with Entire Race Engineering	GBR	**Tom Lebbon**	GBR	Tom Emson	GBR	Ferrari 296 GT3	PRO	7	12	9	1:41.225	1.174	0.056	165.4
11	6	GetSpeed	DEU	**Steve Jans**	LUX	Aaron Walker	GBR	Mercedes AMG GT3 EVO	PROAM	4	12	11	1:41.273	1.222	0.048	165.4
12	1	Eastalent Racing	AUT	**Simon Reicher**	AUT	Christopher Haase	DEU	Audi R8 LMS GT3 EVO II	PRO	8	10	8	1:41.314	1.263	0.041	165.3
13	188	Garage 59	GBR	Mark Sansom	GBR	**Miguel Ramos**	PRT	McLaren 720S GT3 EVO	AM	1	14	11	1:41.492	1.441	0.178	165.0
14	20	SPS Automotive Performance	DEU	**Valentin Pierburg**	DEU	Dominik Baumann	AUT	Mercedes AMG GT3 EVO	PROAM	5	13	11	1:41.533	1.482	0.041	164.9
15	63	Oregon Team	ITA	**Antoine Doquin**	FRA	Artem Petrov	ISR	Lamborghini Huracán GT3 EVO2	PRO	9	10	9	1:41.584	1.533	0.051	164.8
16	80	Mertel Motorsport	DEU	**Luca Ludwig**	DEU	Iván Velasco	ESP	Ferrari 488 GT3 Evo	PROAM	6	9	7	1:42.029	1.978	0.445	164.1
17	26	Sainteloc Racing	FRA	Michael Blanchemain	FRA	**Marcus Påverud**	NOR	Audi R8 LMS GT3 EVO II	PROAM	7	10	8	1:42.084	2.033	0.055	164.0
18	19	Oregon Team	ITA	Robin Rogalski	POL	**Filip Ugran**	ROU	Lamborghini Huracán GT3 EVO2	PRO	10	12	11	1:42.088	2.037	0.004	164.0
19	65	Team Motopark	DEU	**Heiko Neumann**	DEU	Lukas Dunner	AUT	Mercedes AMG GT3 EVO	PROAM	8	10	8	1:42.235	2.184	0.147	163.8
20	86	Team Thor	ISL	**Audunn Gudmundsson**	ISL	Thorvaldur Gissurarson	ISL	Porsche 911 GT3 R (992)	AM	2	7	5	1:42.259	2.208	0.024	163.8
21	28	BDR Grupo Prom Racing Team	BEL	Amaury Bonduel	FRA	**Luis Michael Dörrbecker**	MEX	Mercedes AMG GT3 EVO	PRO	11	8	7	1:42.443	2.392	0.184	163.5
22	75	Team ISR	CZE	Filip Salaquarda	CZE	**Libor Milota**	CZE	Audi R8 LMS GT3 EVO II	PROAM	9	9	8	1:42.583	2.532	0.140	163.2
23	82	GetSpeed	DEU	**Marcelo Ramírez**	MEX	Ralf Aron	EST	Mercedes AMG GT3 EVO	PRO	12	10	9	1:42.932	2.881	0.349	162.7
24	31	Car Collection Motorsport	DEU	**Hash**	USA	Alex Fontana	CHE	Porsche 911 GT3 R (992)	PROAM	10	12	11	1:43.537	3.486	0.605	161.7
25	79	Tsunami RT	SMR	**Johannes Zelger**	ITA	Fabio Babini	ITA	Porsche 911 GT3 R (992)	PROAM	11	14	13	1:43.639	3.588	0.102	161.6
26	18	Dinamic GT	ITA	Alexey Nesov	NLD	**Maksim Kizilov**	NLD	Porsche 911 GT3 R (992)	PRO	13	5	3	1:43.689	3.638	0.050	161.5
27	55	AF Corse	ITA	**Laurent De Meeus**	BEL	Vincent Abril	FRA	Ferrari 296 GT3	PROAM	12	9	8	1:44.138	4.087	0.449	160.8
28	21	AF Corse	ITA	**Gino Forgione**	CHE	Michele Rugolo	ITA	Ferrari 296 GT3	AM	3	13	10	1:44.520	4.469	0.382	160.2
29	77	BDR Grupo Prom Racing Team	BEL	Alfredo Hernández	MEX			Mercedes AMG GT3 EVO	AM	4	13	12	1:44.687	4.636	0.167	160.0
30	108	Vimana by GetSpeed	DEU	**Ameerh Naran**	ZWE	Tom Jackson	GBR	Mercedes AMG GT3 EVO	AM	5	15	13	1:45.089	5.038	0.402	159.3
31	5	Olimp Racing	POL	**Stanislaw Jedliński**	POL	Krystian Korzeniowski	POL	Ferrari 296 GT3	AM	6	10	8	1:48.339	8.288	3.250	154.6

Published at:.....

Track Temp: **15.0 °C** Air Temp: **18.2 °C** Humidity: **57 %** Track Status: **DRY**

Race Director: Alessandro Ferrari

Timekeeper: Luis García

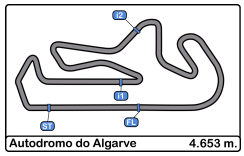

Autodromo Int. do Algarve
International GT Open
Qualifying - 1 Driver - 1
Track Limit

The Stewards, having received a report from Race Director, have considered the following matter and determine the following:

Session Qualifying - 1 Driver - 1

Fact The cars below did not use the track at the turns listed bellow

Infringement Breach of Appendix L Chapter IV Article 2 c) of the FIA International Sporting Code and Article 19.4/19.5 of the Sporting Regulations.

Decision Deletion of the lap times shown in accordance with Article 12.4.1.e of the FIA International Sporting Code.

Note
- Certain decisions of the Stewards ar subject to appeal (Article 15 of the FIA International Sporting Code).
- These penalties are not subject to appeal Article.12.3.4 of the FIA International Sporting Code and Article 16.5 of the Sporting Regulations.
- According to Article.12.3.3.b of the FIA International Sporting Code these decisions becomes immediately binding even in case of an appeal.

Ord	Turn	Nº	Driver	Entrant/Team	Time of Day	Lap Time
1	4	79	Zelger - Babini	Tsunami RT	10:23:49.005	1:49.694
2	1	51	Bennett - Mosca	AF Corse	10:25:16.868	1:41.192
3	1	75	Salaquarda - Milota	Team ISR	10:25:31.698	1:53.926
4	1	79	Zelger - Babini	Tsunami RT	10:25:33.745	1:44.740
5	4	28	Bonduel - Dörrbecker	BDR Grupo Prom Racing Team	10:25:37.686	1:43.577
6	1	10	Grove - Grove	Iron Lynx	10:25:42.824	3:05.136
7	1	21	Forgione - Rugolo	AF Corse	10:25:56.128	1:52.557
8	4	13	Visoiu - Krütten	Team Motopark	10:26:15.482	1:43.310
9	1	86	Gudmundsson - Gissurarson	Team Thor	10:26:22.629	1:42.555
10	1	63	Doquin - Petrov	Oregon Team	10:26:45.206	1:42.356
11	1	80	Ludwig - Velasco	Mertel Motorsport	10:26:47.004	1:42.109
12	4	6	Jans - Walker	GetSpeed	10:26:57.385	1:42.242
13	1	20	Pierburg - Baumann	SPS Automotive Performance	10:27:02.202	1:41.939
14	1	11	Révész - Cairoli	Team Motopark	10:27:33.649	1:44.826
15	1	55	De Meeus - Abril	AF Corse	10:28:27.170	1:44.574
16	4	63	Doquin - Petrov	Oregon Team	10:28:31.329	1:46.123
17	1	9	Bartone - Schiller	GetSpeed	10:28:44.464	1:49.063
18	1	20	Pierburg - Baumann	SPS Automotive Performance	10:28:46.221	1:44.019
19	4	4	Porter - Meakin	Optimum Motorsport	10:29:01.246	1:42.090
20	1	65	Neumann - Dunner	Team Motopark	10:29:22.352	1:43.858
21	1	54	Müller - Mettler	CBRX by SPS	10:29:35.195	1:41.358
22	4	26	Blanchemain - Påverud	Sainteloc Racing	10:29:39.403	1:43.285
23	4	82	Ramírez - Aron	GetSpeed	10:29:40.423	1:45.082
24	1	65	Neumann - Dunner	Team Motopark	10:31:11.125	1:48.773
25	1	188	Sansom - Ramos	Garage 59	10:31:14.029	1:44.312
26	1	54	Müller - Mettler	CBRX by SPS	10:31:16.808	1:41.613
27	1	26	Blanchemain - Påverud	Sainteloc Racing	10:31:23.159	1:43.756
28	4	86	Gudmundsson - Gissurarson	Team Thor	10:31:43.454	1:50.051
29	1	6	Jans - Walker	GetSpeed	10:32:03.700	1:41.989
30	4	19	Rogalski - Ugran	Oregon Team	10:32:32.373	1:51.880
31	1	10	Grove - Grove	Iron Lynx	10:32:40.347	1:50.003
32	4	108	Naran - Jackson	Vimana by GetSpeed	10:32:46.198	1:46.807
33	1	79	Zelger - Babini	Tsunami RT	10:32:47.189	1:59.336
34	4	82	Ramírez - Aron	GetSpeed	10:33:07.252	1:43.202
35	1	21	Forgione - Rugolo	AF Corse	10:33:12.571	1:55.931
36	4	82	Ramírez - Aron	GetSpeed	10:34:54.993	1:47.741
37	4	26	Blanchemain - Påverud	Sainteloc Racing	10:34:55.121	1:48.911
38	1	82	Ramírez - Aron	GetSpeed	10:36:45.904	1:50.911
39	4	51	Bennett - Mosca	AF Corse	10:37:32.302	1:40.962

The Stewards:

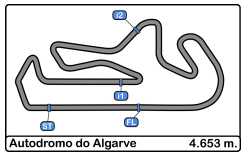

Autodromo Int. do Algarve
International GT Open
Qualifying - 1 Driver - 1
Track Limit

The Stewards, having received a report from Race Director, have considered the following matter and determine the following:

Session Qualifying - 1 Driver - 1

Fact The cars below did not use the track at the turns listed bellow

Infringement Breach of Appendix L Chapter IV Article 2 c) of the FIA International Sporting Code and Article 19.4/19.5 of the Sporting Regulations.

Decision Deletion of the lap times shown in accordance with Article 12.4.1.e of the FIA International Sporting Code.

Note
- Certain decisions of the Stewards ar subject to appeal (Article 15 of the FIA International Sporting Code).
- These penalties are not subject to appeal Article.12.3.4 of the FIA International Sporting Code and Article 16.5 of the Sporting Regulations.
- According to Article.12.3.3.b of the FIA International Sporting Code these decisions becomes immediately binding even in case of an appeal.

Ord	Turn	Nº	Driver	Entrant/Team	Time of Day	Lap Time
40	4	82	Ramírez - Aron	GetSpeed	10:38:34.611	1:48.707
41	4	63	Doquin - Petrov	Oregon Team	10:38:53.572	1:42.639
42	4	108	Naran - Jackson	Vimana by GetSpeed	10:39:49.840	1:45.538
43	4	82	Ramírez - Aron	GetSpeed	10:40:17.505	1:42.894
44	4	79	Zelger - Babini	Tsunami RT	10:40:19.196	1:43.357
45	4	5	Jedliński - Korzeniowski	Olimp Racing	10:41:53.344	1:50.304
46	4	63	Doquin - Petrov	Oregon Team	10:42:26.070	1:50.914
47	1	188	Sansom - Ramos	Garage 59	10:42:50.059	1:41.541
48	1	33	Macdonald - Kell	Greystone GT	10:42:57.357	1:44.315
49	1	55	De Meeus - Abril	AF Corse	10:43:12.527	2:05.198
50	4	82	Ramírez - Aron	GetSpeed	10:43:51.190	1:50.753
51	0	777	Jedliński - Basz	Olimp Racing	10:44:19.516	1:50.784
52	0	33	Macdonald - Kell	Greystone GT	10:44:46.094	1:48.737
53	0	10	Grove - Grove	Iron Lynx	10:45:06.926	1:50.717
54	0	9	Bartone - Schiller	GetSpeed	10:45:09.595	2:04.718

The Stewards:

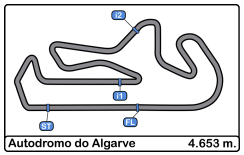

Autodromo Int. do Algarve
International GT Open
Qualifying - 1 Driver - 1
Provisional Results by Category

PRO

Cls	Nº	Entrant/Team	Nat	Driver 1	Nat	Driver 2	Nat	Vehicle	Cat	Cls	Laps	Best	Time	Gap	Interval	Km/h
1	9	GetSpeed	DEU	Anthony Bartone	USA	**Fabian Schiller**	DEU	Mercedes AMG GT3 EVO	PRO	1	11	9	1:40.051			167.4
2	33	Greystone GT	GBR	**Dean Macdonald**	GBR	James Kell	GBR	McLaren 720S GT3 EVO	PRO	2	11	9	1:40.310	0.259	0.259	166.9
3	11	Team Motopark	DEU	Levente Révész	HUN	**Matteo Cairoli**	ITA	Mercedes AMG GT3 EVO	PRO	3	10	8	1:40.592	0.541	0.282	166.5
4	4	Optimum Motorsport	GBR	**Michael Porter**	GBR	Zac Meakin	GBR	McLaren 720S GT3 EVO	PRO	4	12	9	1:40.900	0.849	0.308	166.0
5	13	Team Motopark	DEU	Robert Visoiu	ROU	**Niklas Krütten**	DEU	Mercedes AMG GT3 EVO	PRO	5	9	7	1:41.027	0.976	0.127	165.8
6	51	AF Corse	ITA	Carl Bennett	THA	**Tommaso Mosca**	ITA	Ferrari 296 GT3	PRO	6	11	9	1:41.070	1.019	0.043	165.7
7	17	Elite Motorsport with Entire Race Engineering	GBR	**Tom Lebbon**	GBR	Tom Emson	GBR	Ferrari 296 GT3	PRO	7	12	9	1:41.225	1.174	0.155	165.4
8	1	Eastalent Racing	AUT	**Simon Reicher**	AUT	Christopher Haase	DEU	Audi R8 LMS GT3 EVO II	PRO	8	10	8	1:41.314	1.263	0.089	165.3
9	63	Oregon Team	ITA	**Antoine Doquin**	FRA	Artem Petrov	ISR	Lamborghini Huracán GT3 EVO2	PRO	9	10	9	1:41.584	1.533	0.270	164.8
10	19	Oregon Team	ITA	Robin Rogalski	POL	**Filip Ugran**	ROU	Lamborghini Huracán GT3 EVO2	PRO	10	12	11	1:42.088	2.037	0.504	164.0
11	28	BDR Grupo Prom Racing Team	BEL	Amaury Bonduel	FRA	**Luis Michael Dörrbecker**	MEX	Mercedes AMG GT3 EVO	PRO	11	8	7	1:42.443	2.392	0.355	163.5
12	82	GetSpeed	DEU	**Marcelo Ramírez**	MEX	Ralf Aron	EST	Mercedes AMG GT3 EVO	PRO	12	10	9	1:42.932	2.881	0.489	162.7
13	18	Dinamic GT	ITA	Alexey Nesov	ND	**Maksim Kizilov**	ND	Porsche 911 GT3 R (992)	PRO	13	5	3	1:43.689	3.638	0.757	161.5

PROAM

Cls	Nº	Entrant/Team	Nat	Driver 1	Nat	Driver 2	Nat	Vehicle	Cat	Cls	Laps	Best	Time	Gap	Interval	Km/h
1	54	CBRX by SPS	DEU	Dexter Müller	CHE	**Yannick Mettler**	CHE	Mercedes AMG GT3 EVO	PROAM	1	13	11	1:40.854			166.0
2	777	Olimp Racing	POL	Marcin Jedliński	POL	**Karol Basz**	POL	Ferrari 296 GT3	PROAM	2	8	6	1:41.036	0.182	0.182	165.7
3	10	Iron Lynx	ITA	**Brenton Grove**	AUS	Stephen Grove	AUS	Mercedes AMG GT3 EVO	PROAM	3	12	11	1:41.169	0.315	0.133	165.5
4	6	GetSpeed	DEU	**Steve Jans**	LUX	Aaron Walker	GBR	Mercedes AMG GT3 EVO	PROAM	4	12	11	1:41.273	0.419	0.104	165.4
5	20	SPS Automotive Performance	DEU	**Valentin Pierburg**	DEU	Dominik Baumann	AUT	Mercedes AMG GT3 EVO	PROAM	5	13	11	1:41.533	0.679	0.260	164.9
6	80	Mertel Motorsport	DEU	**Luca Ludwig**	DEU	Iván Velasco	ESP	Ferrari 488 GT3 Evo	PROAM	6	9	7	1:42.029	1.175	0.496	164.1
7	26	Sainteloc Racing	FRA	Michael Blanchemain	FRA	**Marcus Påverud**	NOR	Audi R8 LMS GT3 EVO II	PROAM	7	10	8	1:42.084	1.230	0.055	164.0
8	65	Team Motopark	DEU	**Heiko Neumann**	DEU	Lukas Dunner	AUT	Mercedes AMG GT3 EVO	PROAM	8	10	8	1:42.235	1.381	0.151	163.8
9	75	Team ISR	CZE	Filip Salaquarda	CZE	**Libor Milota**	CZE	Audi R8 LMS GT3 EVO II	PROAM	9	9	8	1:42.583	1.729	0.348	163.2
10	31	Car Collection Motorsport	DEU	**Hash**	USA	Alex Fontana	CHE	Porsche 911 GT3 R (992)	PROAM	10	12	11	1:43.537	2.683	0.954	161.7
11	79	Tsunami RT	SMR	**Johannes Zelger**	ITA	Fabio Babini	ITA	Porsche 911 GT3 R (992)	PROAM	11	14	13	1:43.639	2.785	0.102	161.6
12	55	AF Corse	ITA	**Laurent De Meeus**	BEL	Vincent Abril	FRA	Ferrari 296 GT3	PROAM	12	9	8	1:44.138	3.284	0.499	160.8

AM

Cls	Nº	Entrant/Team	Nat	Driver 1	Nat	Driver 2	Nat	Vehicle	Cat	Cls	Laps	Best	Time	Gap	Interval	Km/h
1	188	Garage 59	GBR	Mark Sansom	GBR	**Miguel Ramos**	PRT	McLaren 720S GT3 EVO	AM	1	14	11	1:41.492			165.0
2	86	Team Thor	ISL	**Audunn Gudmundsson**	ISL	Thorvaldur Gissurarson	ISL	Porsche 911 GT3 R (992)	AM	2	7	5	1:42.259	0.767	0.767	163.8

Published at:.....

Track Temp: **15.0 °C** Air Temp: **18.2 °C** Humidity: **57 %** Track Status: **DRY**

Race Director: Alessandro Ferrari

Timekeeper: Luis García

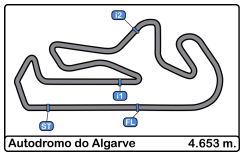

Autodromo Int. do Algarve
International GT Open
Qualifying - 1 Driver - 1
Provisional Results by Category

AM

Cls	Nº	Entrant/Team	Nat	Driver 1	Nat	Driver 2	Nat	Vehicle	Cat	Cls	Laps	Best	Time	Gap	Interval	Km/h
3	**21**	AF Corse	ITA	**Gino Forgione**	CHE	Michele Rugolo	ITA	Ferrari 296 GT3	AM	3	13	**10**	**1:44.520**	3.028	2.261	160.2
4	**77**	BDR Grupo Prom Racing Team	BEL	Alfredo Hernández	MEX			Mercedes AMG GT3 EVO	AM	4	13	**12**	**1:44.687**	3.195	0.167	160.0
5	**108**	Vimana by GetSpeed	DEU	**Ameerh Naran**	ZWE	Tom Jackson	GBR	Mercedes AMG GT3 EVO	AM	5	15	**13**	**1:45.089**	3.597	0.402	159.3
6	**5**	Olimp Racing	POL	**Stanislaw Jedliński**	POL	Krystian Korzeniowski	POL	Ferrari 296 GT3	AM	6	10	**8**	**1:48.339**	6.847	3.250	154.6

Published at:.....

Track Temp: **15.0 °C** Air Temp: **18.2 °C** Humidity: **57 %** Track Status: **DRY**

Race Director: Alessandro Ferrari

Timekeeper: Luis García

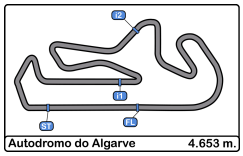

Autodromo Int. do Algarve
International GT Open
Qualifying - 1 Driver - 1
Lap Analysis

1 — Simon Reicher — Audi R8 LMS GT3 EVO II
PRO — Christopher Haase — Eastalent Racing

Lap	D	Time		Sector 1	Sector 2	Sector 3	T. Spd	Elapsed
1	1	10:22:30.179		10:21:18.484	33.141	38.554		10:22:30.179
2	1	1:43.783		32.712	32.653	38.418	255.9	10:24:13.962
3	1	1:48.979	P	32.474	32.664	43.841	259.6	10:26:02.941
4	1	3:59.179		2:45.577	34.686	38.916		10:30:02.120
5	1	1:41.922		32.120	32.166	37.636	256.5	10:31:44.042
6	1	1:49.206	P	32.196	33.257	43.753	260.8	10:33:33.248
7	1	5:42.294		4:27.138	33.483	41.673		10:39:15.542
8	1	1:41.314		31.941	31.837	37.536	258.3	10:40:56.856
9	1	1:41.514		31.978	31.962	37.574	259.6	10:42:38.370
10	1	1:49.161	P	32.040	32.562	44.559	258.9	10:44:27.531

4 — Michael Porter — McLaren 720S GT3 EVO
PRO — Zac Meakin — Optimum Motorsport

Lap	D	Time		Sector 1	Sector 2	Sector 3	T. Spd	Elapsed
1	1	10:23:52.168		10:22:37.356	36.175	38.637		10:23:52.168
2	1	1:44.482		32.261	32.365	39.856	257.1	10:25:36.650
3	1	1:42.506		32.116	32.235	38.155	259.6	10:27:19.156
4	1	~~1:42.090~~		32.260	31.977	37.853	257.1	10:29:01.246
5	1	1:41.894		31.978	32.211	37.705	258.9	10:30:43.140
6	1	1:51.220	P	33.015	33.020	45.185	260.2	10:32:34.360
7	1	3:37.167		2:23.643	33.850	39.674		10:36:11.527
8	1	1:44.808		34.056	32.966	37.786	255.3	10:37:56.335
9	1	1:40.900		31.810	31.875	37.215	258.9	10:39:37.235
10	1	1:40.968		31.784	31.934	37.250	260.8	10:41:18.203
11	1	1:41.138		31.685	31.765	37.688	260.2	10:42:59.341
12	1	2:03.436	P	34.319	38.250	50.867	258.3	10:45:02.777

5 — Stanislaw Jedliński — Ferrari 296 GT3
AM — Krystian Korzeniowski — Olimp Racing

Lap	D	Time		Sector 1	Sector 2	Sector 3	T. Spd	Elapsed
1	1	10:22:04.977		10:20:47.909	35.118	41.950		10:22:04.977
2	1	1:50.726		35.063	34.685	40.978	248.8	10:23:55.703
3	1	1:50.838		34.664	35.282	40.892	252.9	10:25:46.541
4	1	1:52.058		34.874	35.011	42.173	253.5	10:27:38.599
5	1	1:51.079		34.338	34.804	41.937	250.5	10:29:29.678
6	1	2:02.899	P	35.571	35.624	51.704	242.6	10:31:32.577
7	1	6:42.124		5:28.050	34.363	39.711		10:38:14.701
8	1	1:48.339		33.856	33.913	40.570	255.3	10:40:03.040
9	1	~~1:50.304~~		34.422	34.668	41.214	253.5	10:41:53.344
10	1	2:05.581	P	34.947	37.233	53.401	251.1	10:43:58.925

6 — Steve Jans — Mercedes AMG GT3 EVO
PROAM — Aaron Walker — GetSpeed

Lap	D	Time		Sector 1	Sector 2	Sector 3	T. Spd	Elapsed
1	1	10:21:00.855	P	10:19:41.233	33.702	45.920		10:21:00.855
2	1	4:14.288		3:00.513	35.218	38.557		10:25:15.143
3	1	~~1:42.242~~		32.371	32.456	37.415	258.9	10:26:57.385
4	1	1:42.126		32.201	32.363	37.562	258.9	10:28:39.511
5	1	1:42.200		32.109	32.322	37.769	257.1	10:30:21.711
6	1	~~1:41.989~~		32.026	32.270	37.693	257.7	10:32:03.700
7	1	1:53.582	P	33.118	33.765	46.699	257.7	10:33:57.282
8	1	3:28.835		2:17.080	33.303	38.452		10:37:26.117
9	1	1:43.421		32.115	32.646	38.660	255.9	10:39:09.538
10	1	1:41.544		32.033	32.068	37.443	258.3	10:40:51.082
11	1	1:41.273		31.928	31.927	37.418	259.6	10:42:32.355
12	1	2:00.980	P	34.178	38.966	47.836	260.2	10:44:33.335

9 — Anthony Bartone — Mercedes AMG GT3 EVO
PRO — Fabian Schiller — GetSpeed

Lap	D	Time		Sector 1	Sector 2	Sector 3	T. Spd	Elapsed
1	2	10:21:03.360	P	10:19:42.540	33.679	47.141		10:21:03.360
2	2	4:11.008		2:58.189	34.428	38.391		10:25:14.368
3	2	1:41.033		31.836	32.091	37.106	258.3	10:26:55.401
4	2	~~1:49.063~~		32.005	33.799	43.259	262.7	10:28:44.464
5	2	1:41.187		31.808	31.929	37.450	258.9	10:30:25.651
6	2	1:40.855		31.579	32.042	37.234	260.8	10:32:06.506
7	2	2:00.069	P	35.797	36.403	47.869	260.8	10:34:06.575
8	2	5:37.626		4:21.942	36.420	39.264		10:39:44.201
9	2	1:40.051		31.518	31.729	36.804	258.9	10:41:24.252
10	2	1:40.625		31.519	31.842	37.264	259.6	10:43:04.877
11	2	~~2:04.718~~	P	37.478	38.130	49.110	259.6	10:45:09.595

10 — Brenton Grove — Mercedes AMG GT3 EVO
PROAM — Stephen Grove — Iron Lynx

Lap	D	Time		Sector 1	Sector 2	Sector 3	T. Spd	Elapsed
1	1	10:20:48.610		10:19:36.209	33.726	38.675		10:20:48.610
2	1	1:49.078	P	32.725	32.944	43.409	250.5	10:22:37.688
3	1	~~3:05.136~~		1:47.425	34.331	43.380		10:25:42.824
4	1	1:42.600		32.207	32.589	37.804	254.7	10:27:25.424
5	1	1:42.427		32.020	32.630	37.777	255.3	10:29:07.851
6	1	1:42.493		32.084	32.519	37.890	254.7	10:30:50.344
7	1	~~1:50.003~~	P	32.561	33.016	44.426	255.9	10:32:40.347
8	1	5:31.673		4:13.388	33.939	44.346		10:38:12.020
9	1	1:41.378		31.932	32.050	37.396	252.9	10:39:53.398
10	1	1:41.642		31.792	32.180	37.670	255.3	10:41:35.040
11	1	1:41.169		31.851	31.960	37.358	255.3	10:43:16.209
12	1	~~1:50.717~~	P	31.754	32.020	46.943	254.7	10:45:06.926

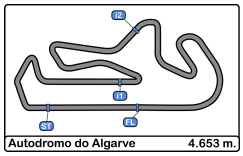

Autodromo Int. do Algarve
International GT Open
Qualifying - 1 Driver - 1
Lap Analysis

11 — Levente Révész — Mercedes AMG GT3 EVO
PRO — Matteo Cairoli — Team Motopark

Lap	D	Time		Sector 1	Sector 2	Sector 3	T. Spd	Elapsed
1	2	10:21:10.525	P	10:19:49.453	35.404	45.668		10:21:10.525
2	2	2:57.345		1:45.782	32.897	38.666		10:24:07.870
3	2	1:40.953		31.774	32.178	37.001	260.8	10:25:48.823
4	2	~~1:44.826~~		32.333	32.982	39.511	263.4	10:27:33.649
5	2	1:47.001	P	31.875	32.060	43.066	261.5	10:29:20.650
6	2	10:00.831		8:48.243	34.426	38.162		10:39:21.481
7	2	1:40.598		31.799	31.925	36.874	259.6	10:41:02.079
8	2	1:40.592		31.637	31.860	37.095	261.5	10:42:42.671
9	2	1:45.912		31.658	33.443	40.811	263.4	10:44:28.583
10	2	2:30.895	P	46.603	51.987	52.305	198.5	10:46:59.478

13 — Robert Visoiu — Mercedes AMG GT3 EVO
PRO — Niklas Krütten — Team Motopark

Lap	D	Time		Sector 1	Sector 2	Sector 3	T. Spd	Elapsed
1	2	10:22:50.410		10:21:39.697	32.659	38.054		10:22:50.410
2	2	1:41.762		32.008	32.306	37.448	258.9	10:24:32.172
3	2	~~1:43.310~~		32.018	32.667	38.625	261.5	10:26:15.482
4	2	1:41.636		31.858	32.148	37.630	261.5	10:27:57.118
5	2	1:49.972	P	32.379	33.468	44.125	263.4	10:29:47.090
6	2	9:48.533		8:34.240	32.971	41.322		10:39:35.623
7	2	1:41.027		31.775	32.190	37.062	259.6	10:41:16.650
8	2	1:45.310		31.783	32.255	41.272	260.8	10:43:01.960
9	2	1:57.778	P	31.959	36.057	49.762	260.8	10:44:59.738

17 — Tom Lebbon — Ferrari 296 GT3
PRO — Tom Emson — Elite Motorsport

Lap	D	Time		Sector 1	Sector 2	Sector 3	T. Spd	Elapsed
1	1	10:21:06.518		10:19:48.793	37.263	40.462		10:21:06.518
2	1	1:53.537	P	34.314	33.428	45.795	250.5	10:23:00.055
3	1	2:51.729		1:39.107	34.392	38.230		10:25:51.784
4	1	1:44.131		31.769	32.869	39.493	260.2	10:27:35.915
5	1	1:41.629		31.898	32.356	37.375	259.6	10:29:17.544
6	1	1:48.036	P	31.840	32.063	44.133	257.7	10:31:05.580
7	1	4:49.943		3:33.995	35.411	40.537		10:35:55.523
8	1	1:47.202		33.384	34.482	39.336	258.3	10:37:42.725
9	1	1:41.225		31.833	32.208	37.184	259.6	10:39:23.950
10	1	1:47.901		33.239	36.094	38.568	260.8	10:41:11.851
11	1	1:42.798		31.797	32.674	38.327	258.3	10:42:54.649
12	1	2:03.867	P	35.510	36.352	52.005	258.9	10:44:58.516

18 — Alexey Nesov — Porsche 911 GT3 R (992)
PRO — Maksim Kizilov — Dinamic GT

Lap	D	Time		Sector 1	Sector 2	Sector 3	T. Spd	Elapsed
1	2	10:25:06.778		10:23:46.912	35.230	44.636		10:25:06.778
2	2	1:44.740		33.046	33.130	38.564	257.1	10:26:51.518
3	2	1:43.689		32.679	32.844	38.166	258.9	10:28:35.207
4	2	1:52.205		35.009	35.974	41.222	257.7	10:30:27.412
5	2	1:52.303	P	32.709	32.747	46.847	258.9	10:32:19.715

19 — Robin Rogalski — Lamborghini Huracán GT3 EVO2
PRO — Filip Ugran — Oregon Team

Lap	D	Time		Sector 1	Sector 2	Sector 3	T. Spd	Elapsed
1	2	10:23:43.704		10:22:27.886	34.724	41.094		10:23:43.704
2	2	1:43.371		32.781	32.660	37.930	254.7	10:25:27.075
3	2	1:42.685		32.470	32.504	37.711	255.9	10:27:09.760
4	2	1:42.590		32.189	32.375	38.026	257.1	10:28:52.350
5	2	1:48.143		32.457	32.971	42.715	255.9	10:30:40.493
6	2	~~1:51.880~~	P	32.348	32.794	46.738	255.9	10:32:32.373
7	2	5:55.530		4:41.351	35.363	38.816		10:38:27.903
8	2	1:42.279		32.367	32.354	37.558	254.7	10:40:10.182
9	2	1:48.531		34.560	35.457	38.514	256.5	10:41:58.713
10	2	1:42.409		32.281	32.186	37.942	253.5	10:43:41.122
11	2	1:42.088		32.044	32.312	37.732	255.9	10:45:23.210
12	2	2:14.941	P	39.303	42.677	52.961	254.7	10:47:38.151

20 — Valentin Pierburg — Mercedes AMG GT3 EVO
PROAM — Dominik Baumann — SPS Automotive Performance

Lap	D	Time		Sector 1	Sector 2	Sector 3	T. Spd	Elapsed
1	1	10:21:54.632		10:20:42.013	33.983	38.636		10:21:54.632
2	1	1:43.154		32.612	32.867	37.675	254.1	10:23:37.786
3	1	1:42.477		32.421	32.422	37.634	257.1	10:25:20.263
4	1	~~1:41.939~~		32.154	32.274	37.511	259.6	10:27:02.202
5	1	~~1:44.019~~		32.186	33.718	38.115	259.6	10:28:46.221
6	1	1:42.101		32.078	32.226	37.797	258.3	10:30:28.322
7	1	1:52.248	P	32.552	33.409	46.287	260.8	10:32:20.570
8	1	3:31.593		2:19.023	33.684	38.886		10:35:52.163
9	1	1:42.700		32.479	32.675	37.546	257.1	10:37:34.863
10	1	1:41.851		32.201	32.170	37.480	257.7	10:39:16.714
11	1	1:41.533		32.058	32.148	37.327	259.6	10:40:58.247
12	1	1:43.342		32.462	33.003	37.877	260.2	10:42:41.589
13	1	1:55.339	P	32.241	34.553	48.545	259.6	10:44:36.928

21 — Gino Forgione — Ferrari 296 GT3
AM — Michele Rugolo — AF Corse

Lap	D	Time		Sector 1	Sector 2	Sector 3	T. Spd	Elapsed
1	1	10:22:14.584		10:21:00.264	34.861	39.459		10:22:14.584
2	1	1:48.987		33.884	33.872	41.231	253.5	10:24:03.571
3	1	~~1:52.557~~		34.447	38.812	39.298	255.3	10:25:56.128
4	1	1:45.102		32.642	33.536	38.924	258.9	10:27:41.230
5	1	1:48.708		32.915	33.962	41.831	257.7	10:29:29.938
6	1	1:46.702		34.032	33.778	38.892	252.3	10:31:16.640
7	1	~~1:55.931~~	P	33.639	33.834	48.458	256.5	10:33:12.571
8	1	3:40.199		2:27.827	33.531	38.841		10:36:52.770
9	1	1:44.521		32.757	32.969	38.795	257.7	10:38:37.291
10	1	1:44.520		32.565	32.963	38.992	258.3	10:40:21.811
11	1	1:55.333		32.983	38.611	43.739	257.7	10:42:17.144
12	1	1:44.546		32.802	33.070	38.674	257.1	10:44:01.690
13	1	2:17.328	P	40.766	43.336	53.226	257.1	10:46:19.018

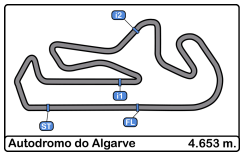

Autodromo Int. do Algarve
International GT Open
Qualifying - 1 Driver - 1
Lap Analysis

26 — Michael Blanchemain — Audi R8 LMS GT3 EVO II
PROAM — Marcus Påverud — Sainteloc Racing

Lap	D	Time	Sector 1	Sector 2	Sector 3	T. Spd	Elapsed
1	2	10:27:56.118	10:26:43.665	33.955	38.498		10:27:56.118
2	2	~~1:43.285~~	32.492	32.623	38.170	260.8	10:29:39.403
3	2	~~1:43.756~~	32.375	32.398	38.983	258.3	10:31:23.159
4	2	1:43.051	32.421	32.577	38.053	257.1	10:33:06.210
5	2	~~1:48.911~~ P	32.174	32.672	44.065	258.9	10:34:55.121
6	2	4:12.535	3:01.396	33.066	38.073		10:39:07.656
7	2	1:42.109	32.166	32.221	37.722	260.2	10:40:49.765
8	2	1:42.084	32.131	32.207	37.746	260.8	10:42:31.849
9	2	1:42.094	32.138	32.076	37.880	260.8	10:44:13.943
10	2	2:01.223 P	32.035	37.952	51.236	258.3	10:46:15.166

28 — Amaury Bonduel — Mercedes AMG GT3 EVO
PRO — Luis Michael Dörrbecker — BDR Grupo Prom Racing Team

Lap	D	Time	Sector 1	Sector 2	Sector 3	T. Spd	Elapsed
1	2	10:22:02.377	10:20:45.232	34.759	42.386		10:22:02.377
2	2	1:51.732	32.393	33.714	45.625	254.1	10:23:54.109
3	2	~~1:43.577~~	32.476	32.882	38.219	256.5	10:25:37.686
4	2	1:51.802 P	32.562	33.826	45.414	259.6	10:27:29.488
5	2	7:30.598	6:20.215	32.764	37.619		10:35:00.086
6	2	1:42.488	32.249	32.304	37.935	257.1	10:36:42.574
7	2	1:42.443	32.167	32.371	37.905	256.5	10:38:25.017
8	2	1:50.556 P	32.300	33.884	44.372	255.9	10:40:15.573

31 — Hash — Porsche 911 GT3 R (992)
PROAM — Alex Fontana — Car Collection Motorsport

Lap	D	Time	Sector 1	Sector 2	Sector 3	T. Spd	Elapsed
1		10:21:09.402	10:19:53.700	35.234	40.468		10:21:09.402
2		1:48.632	34.171	34.067	40.394	255.9	10:22:58.034
3		1:52.851 P	33.285	34.170	45.396	258.9	10:24:50.885
4	1	2:33.256	1:19.009	35.157	39.090		10:27:24.141
5	1	1:45.244	32.883	33.830	38.531	258.3	10:29:09.385
6	1	1:44.831	32.819	33.448	38.564	258.3	10:30:54.216
7	1	1:45.213	33.002	33.708	38.503	259.6	10:32:39.429
8	1	1:51.157 P	33.192	33.531	44.434	257.1	10:34:30.586
9	1	2:43.388	1:31.921	33.170	38.297		10:37:13.974
10	1	1:43.672	32.596	33.153	37.923	258.3	10:38:57.646
11	1	1:43.537	32.691	32.899	37.947	258.9	10:40:41.183
12	1	1:51.784 P	32.597	33.189	45.998	260.8	10:42:32.967

33 — Dean Macdonald — McLaren 720S GT3 EVO
PRO — James Kell — Greystone GT

Lap	D	Time	Sector 1	Sector 2	Sector 3	T. Spd	Elapsed
1	1	10:20:51.256	10:19:38.580	33.989	38.687		10:20:51.256
2	1	1:49.664 P	32.561	32.461	44.642	257.7	10:22:40.920
3	1	4:14.226	3:00.225	32.961	41.040		10:26:55.146
4	1	1:40.997	31.884	31.810	37.303	260.2	10:28:36.143
5	1	1:41.254	31.810	31.951	37.493	259.6	10:30:17.397
6	1	1:48.185 P	31.800	32.044	44.341	259.6	10:32:05.582
7	1	5:46.609	4:37.135	32.088	37.386		10:37:52.191
8	1	1:40.541	31.704	31.764	37.073	258.3	10:39:32.732
9	1	1:40.310	31.671	31.646	36.993	258.3	10:41:13.042
10	1	~~1:44.315~~	31.628	32.728	39.959	261.5	10:42:57.357
11	1	~~1:48.737~~ P	31.605	32.295	44.837	261.5	10:44:46.094

51 — Carl Bennett — Ferrari 296 GT3
PRO — Tommaso Mosca — AF Corse

Lap	D	Time	Sector 1	Sector 2	Sector 3	T. Spd	Elapsed
1	2	10:23:35.676	10:22:20.386	35.789	39.501		10:23:35.676
2	2	~~1:41.192~~	31.839	32.004	37.349	258.9	10:25:16.868
3	2	1:41.679	31.710	32.173	37.796	263.4	10:26:58.547
4	2	2:02.040	44.171	39.967	37.902	233.7	10:29:00.587
5	2	1:41.582	31.870	32.033	37.679	258.9	10:30:42.169
6	2	1:57.264 P	33.955	36.503	46.806	261.5	10:32:39.433
7	2	3:11.907	1:58.239	34.966	38.702		10:35:51.340
8	2	~~1:40.962~~	31.914	31.766	37.282	258.9	10:37:32.302
9	2	1:41.070	31.717	31.885	37.468	259.6	10:39:13.372
10	2	1:41.299	31.648	31.987	37.664	262.1	10:40:54.671
11	2	2:10.347 P	40.598	39.991	49.758	197.0	10:43:05.018

54 — Dexter Müller — Mercedes AMG GT3 EVO
PROAM — Yannick Mettler — SPS Automotive Performance

Lap	D	Time	Sector 1	Sector 2	Sector 3	T. Spd	Elapsed
1	2	10:24:10.807	10:22:47.734	34.775	48.298		10:24:10.807
2	2	1:42.836	32.016	32.951	37.869	258.3	10:25:53.643
3	2	2:00.194	38.431	36.308	45.455	262.1	10:27:53.837
4	2	~~1:41.358~~	32.023	32.224	37.111	257.1	10:29:35.195
5	2	~~1:41.613~~	31.889	32.506	37.218	258.9	10:31:16.808
6	2	1:53.127 P	32.371	33.803	46.953	262.1	10:33:09.935
7	2	3:54.141	2:37.058	33.947	43.136		10:37:04.076
8	2	1:41.094	32.137	32.152	36.805	257.7	10:38:45.170
9	2	1:46.322	31.822	32.181	42.319	260.2	10:40:31.492
10	2	1:43.559	31.832	32.124	39.603	260.2	10:42:15.051
11	2	1:40.854	31.797	32.085	36.972	258.9	10:43:55.905
12	2	1:40.863	31.746	31.904	37.213	259.6	10:45:36.768
13	2	2:21.371 P	37.590	44.582	59.199	258.3	10:47:58.139

55 — Laurent De Meeus — Ferrari 296 GT3
PROAM — Vincent Abril — AF Corse

Lap	D	Time	Sector 1	Sector 2	Sector 3	T. Spd	Elapsed
1	1	10:26:42.596	10:25:30.044	33.375	39.177		10:26:42.596
2	1	~~1:44.574~~	32.613	32.950	39.011	253.5	10:28:27.170
3	1	1:45.127	32.700	32.617	39.810	254.1	10:30:12.297
4	1	1:49.088	33.279	35.403	40.406	254.1	10:32:01.385
5	1	1:53.003 P	32.899	33.155	46.949	253.5	10:33:54.388
6	1	3:44.368	2:29.546	35.613	39.209		10:37:38.756
7	1	1:44.435	32.760	33.198	38.477	254.7	10:39:23.191
8	1	1:44.138	32.439	33.075	38.624	255.9	10:41:07.329
9	1	~~2:05.198~~ P	33.112	39.781	52.305	255.9	10:43:12.527

63 — Antoine Doquin — Lamborghini Huracán GT3 EVO2
PRO — Artem Petrov — Oregon Team

Lap	D	Time	Sector 1	Sector 2	Sector 3	T. Spd	Elapsed
1	1	10:23:18.027	10:22:04.402	34.316	39.309		10:23:18.027
2	1	1:44.823	33.156	33.174	38.493	252.9	10:25:02.850
3	1	~~1:42.356~~	32.227	32.414	37.715	254.7	10:26:45.206
4	1	~~1:46.123~~	32.197	32.110	41.816	257.1	10:28:31.329
5	1	1:42.163	32.260	32.177	37.726	254.7	10:30:13.492
6	1	1:49.286 P	32.263	32.880	44.143	257.7	10:32:02.778
7	1	5:08.155	3:51.818	32.742	43.595		10:37:10.933
8	1	~~1:42.639~~	32.231	32.258	38.150	255.3	10:38:53.572
9	1	1:41.584	32.158	32.116	37.310	254.1	10:40:35.156
10	1	~~1:50.914~~ P	31.999	32.035	46.880	257.7	10:42:26.070

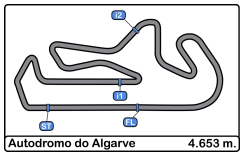

Autodromo Int. do Algarve
International GT Open
Qualifying - 1 Driver - 1
Lap Analysis

65 — Heiko Neumann — Mercedes AMG GT3 EVO
PROAM — Lukas Dunner — Team Motopark

Lap	D	Time	Sector 1	Sector 2	Sector 3	T. Spd	Elapsed
1	1	10:22:25.632	10:21:13.121	34.048	38.463		10:22:25.632
2	1	1:43.651	32.854	32.778	38.019	254.7	10:24:09.283
3	1	1:44.150	32.604	33.430	38.116	261.5	10:25:53.433
4	1	1:45.061	32.547	32.644	39.870	261.5	10:27:38.494
5	1	~~1:43.858~~	32.732	32.620	38.506	253.5	10:29:22.352
6	1	~~1:48.773~~ P	32.684	32.561	43.528	255.9	10:31:11.125
7	1	7:59.758	6:45.337	35.372	39.049		10:39:10.883
8	1	1:42.235	32.158	32.385	37.692	258.9	10:40:53.118
9	1	1:42.533	32.190	32.532	37.811	259.6	10:42:35.651
10	1	1:50.167 P	32.206	32.394	45.567	258.9	10:44:25.818

75 — Filip Salaquarda — Audi R8 LMS GT3 EVO II
PROAM — Libor Milota — Team ISR

Lap	D	Time	Sector 1	Sector 2	Sector 3	T. Spd	Elapsed
1	2	10:23:37.772	10:22:22.211	34.860	40.701		10:23:37.772
2	2	~~1:53.926~~ P	34.075	33.629	46.222	245.4	10:25:31.698
3	2	6:11.728	4:59.279	32.556	39.893		10:31:43.426
4	2	1:42.756	32.358	32.592	37.806	257.7	10:33:26.182
5	2	1:42.637	32.108	32.225	38.304	260.2	10:35:08.819
6	2	1:51.625	34.959	33.964	42.702	260.2	10:37:00.444
7	2	1:42.646	32.139	32.644	37.863	257.1	10:38:43.090
8	2	1:42.583	32.215	32.411	37.957	257.1	10:40:25.673
9	2	2:01.880 P	32.734	35.675	53.471	259.6	10:42:27.553

77 — Alfredo Hernández — Mercedes AMG GT3 EVO
AM — BDR Grupo Prom Racing Team

Lap	D	Time	Sector 1	Sector 2	Sector 3	T. Spd	Elapsed
1		10:22:40.470	10:21:12.125	41.373	46.972		10:22:40.470
2		1:48.925	34.810	34.337	39.778	247.1	10:24:29.395
3		1:47.680	33.613	33.672	40.395	254.7	10:26:17.075
4		1:45.755	33.272	33.594	38.889	257.1	10:28:02.830
5		1:46.488	33.455	33.510	39.523	255.9	10:29:49.318
6		1:45.981	33.301	33.475	39.205	255.3	10:31:35.299
7		1:45.793	33.387	33.424	38.982	255.3	10:33:21.092
8		1:46.041	33.347	33.550	39.144	255.9	10:35:07.133
9		2:00.770	37.682	38.289	44.799	254.7	10:37:07.903
10		1:46.331	33.438	33.372	39.521	254.7	10:38:54.234
11		1:45.642	33.647	33.140	38.855	255.9	10:40:39.876
12		1:44.687	33.149	32.924	38.614	257.1	10:42:24.563
13		2:20.098 P	37.429	49.288	53.381	256.5	10:44:44.661

79 — Johannes Zelger — Porsche 911 GT3 R (992)
PROAM — Fabio Babini — Tsunami RT

Lap	D	Time	Sector 1	Sector 2	Sector 3	T. Spd	Elapsed
1	1	10:21:59.311	10:20:41.216	35.500	42.595		10:21:59.311
2	1	~~1:49.694~~	33.107	34.098	42.489	257.1	10:23:49.005
3	1	~~1:44.740~~	32.986	32.982	38.772	259.6	10:25:33.745
4	1	1:45.358	33.371	33.010	38.977	260.8	10:27:19.103
5	1	1:44.290	33.280	32.635	38.375	252.9	10:29:03.393
6	1	1:44.460	32.777	32.837	38.846	257.7	10:30:47.853
7	1	~~1:59.336~~ P	34.094	35.616	49.626	258.9	10:32:47.189
8	1	4:04.668	2:52.363	33.064	39.241		10:36:51.857
9	1	1:43.982	32.923	32.797	38.262	257.1	10:38:35.839
10	1	~~1:43.357~~	32.407	32.588	38.362	258.9	10:40:19.196
11	1	1:43.706	32.655	32.450	38.601	258.9	10:42:02.902
12	1	1:44.572	32.346	32.656	39.570	258.3	10:43:47.474
13	1	1:43.639	32.431	32.484	38.724	257.1	10:45:31.113
14	1	2:09.157 P	32.808	41.935	54.414	257.1	10:47:40.270

80 — Luca Ludwig — Ferrari 488 GT3 Evo
PROAM — Iván Velasco — Mertel Motorsport

Lap	D	Time	Sector 1	Sector 2	Sector 3	T. Spd	Elapsed
1	1	10:23:22.766	10:22:07.820	34.847	40.099		10:23:22.766
2	1	1:42.129	32.182	32.307	37.640	256.5	10:25:04.895
3	1	~~1:42.109~~	31.966	32.304	37.839	257.7	10:26:47.004
4	1	1:42.317	32.156	32.195	37.966	258.3	10:28:29.321
5	1	1:55.801 P	35.095	33.813	46.893	258.3	10:30:25.122
6	1	6:54.122	5:43.376	32.861	37.885		10:37:19.244
7	1	1:42.029	32.108	32.121	37.800	255.9	10:39:01.273
8	1	1:42.415	32.156	32.262	37.997	256.5	10:40:43.688
9	1	1:53.193 P	32.136	32.340	48.717	257.1	10:42:36.881

82 — Marcelo Ramírez — Mercedes AMG GT3 EVO
PRO — Ralf Aron — GetSpeed

Lap	D	Time	Sector 1	Sector 2	Sector 3	T. Spd	Elapsed
1	1	10:27:55.341	10:26:43.129	33.556	38.656		10:27:55.341
2	1	~~1:45.082~~	33.030	33.936	38.116	256.5	10:29:40.423
3	1	1:43.627	32.543	33.047	38.037	257.7	10:31:24.050
4	1	~~1:43.202~~	32.371	32.754	38.077	258.9	10:33:07.252
5	1	~~1:47.741~~	32.435	37.092	38.214	258.9	10:34:54.993
6	1	~~1:50.911~~	33.993	37.017	39.901	256.5	10:36:45.904
7	1	~~1:48.707~~	32.517	33.368	42.822	255.3	10:38:34.611
8	1	~~1:42.894~~	32.502	32.693	37.699	255.9	10:40:17.505
9	1	1:42.932	32.437	32.552	37.943	257.7	10:42:00.437
10	1	~~1:50.753~~ P	32.960	32.986	44.807	258.9	10:43:51.190

86 — Audunn Gudmundsson — Porsche 911 GT3 R (992)
AM — Thorvaldur Gissurarson — Team Thor

Lap	D	Time	Sector 1	Sector 2	Sector 3	T. Spd	Elapsed
1	1	10:21:08.157	10:19:52.934	35.041	40.182		10:21:08.157
2	1	1:48.386	34.311	33.865	40.210	255.9	10:22:56.543
3	1	1:43.531	32.619	32.923	37.989	258.9	10:24:40.074
4	1	~~1:42.555~~	32.049	32.486	38.020	259.6	10:26:22.629
5	1	1:42.259	32.046	32.427	37.786	260.2	10:28:04.888
6	1	1:48.515	34.944	34.871	38.700	259.6	10:29:53.403
7	1	~~1:50.051~~ P	32.208	32.594	45.249	256.5	10:31:43.454

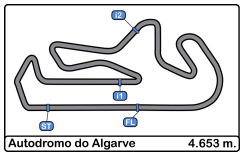

Autodromo Int. do Algarve
International GT Open
Qualifying - 1 Driver - 1
Lap Analysis

108 — Ameerh Naran — Mercedes AMG GT3 EVO

AM — Tom Jackson — Vimana by GetSpeed

Lap	D	Time	Sector 1	Sector 2	Sector 3	T. Spd	Elapsed
1	1	10:21:57.397	10:20:40.049	35.408	41.940		10:21:57.397
2	1	1:48.746	34.507	34.213	40.026	253.5	10:23:46.143
3	1	1:46.992	33.818	33.538	39.636	255.9	10:25:33.135
4	1	1:54.073	33.825	36.541	43.707	255.9	10:27:27.208
5	1	1:46.479	33.481	33.904	39.094	259.6	10:29:13.687
6	1	1:45.704	33.209	33.575	38.920	256.5	10:30:59.391
7	1	~~1:46.807~~	34.430	33.606	38.771	256.5	10:32:46.198
8	1	1:45.809	33.107	33.708	38.994	257.7	10:34:32.007
9	1	1:46.791	34.068	33.659	39.064	234.2	10:36:18.798
10	1	1:45.504	33.021	33.746	38.737	255.9	10:38:04.302
11	1	~~1:45.538~~	32.750	33.955	38.833	256.5	10:39:49.840
12	1	1:46.288	33.072	33.537	39.679	257.1	10:41:36.128
13	1	1:45.089	32.860	33.480	38.749	260.8	10:43:21.217
14	1	1:45.195	32.858	33.618	38.719	258.9	10:45:06.412
15	1	2:16.792 P	38.285	42.939	55.568	257.7	10:47:23.204

188 — Mark Sansom — McLaren 720S GT3 EVO

AM — Miguel Ramos — Garage 59

Lap	D	Time	Sector 1	Sector 2	Sector 3	T. Spd	Elapsed
1	2	10:21:07.341	10:19:50.883	35.922	40.536		10:21:07.341
2	2	1:57.328 P	34.237	34.026	49.065	254.1	10:23:04.669
3	2	2:59.538	1:47.503	33.488	38.547		10:26:04.207
4	2	1:42.167	32.193	32.486	37.488	260.2	10:27:46.374
5	2	1:43.343	32.166	32.592	38.585	258.3	10:29:29.717
6	2	~~1:44.312~~	32.751	33.691	37.870	252.9	10:31:14.029
7	2	1:42.080	32.161	32.469	37.450	257.7	10:32:56.109
8	2	1:55.240 P	33.517	34.153	47.570	257.7	10:34:51.349
9	2	2:53.828	1:38.628	35.303	39.897		10:37:45.177
10	2	1:41.849	32.008	32.467	37.374	256.5	10:39:27.026
11	2	1:41.492	31.965	32.079	37.448	259.6	10:41:08.518
12	2	~~1:41.541~~	31.866	32.237	37.438	258.9	10:42:50.059
13	2	1:41.744	31.975	32.275	37.494	258.9	10:44:31.803
14	2	2:12.256 P	40.879	41.640	49.737	198.5	10:46:44.059

777 — Marcin Jedliński — Ferrari 296 GT3

PROAM — Karol Basz — Olimp Racing

Lap	D	Time	Sector 1	Sector 2	Sector 3	T. Spd	Elapsed
1	2	10:24:19.308	10:23:01.073	35.191	43.044		10:24:19.308
2	2	1:41.967	32.139	32.134	37.694	258.9	10:26:01.275
3	2	1:41.450	31.892	32.109	37.449	261.5	10:27:42.725
4	2	1:55.704 P	33.835	35.815	46.054	262.1	10:29:38.429
5	2	9:26.710	8:09.210	34.858	42.642		10:39:05.139
6	2	1:41.036	31.820	31.957	37.259	260.2	10:40:46.175
7	2	1:42.557	31.667	31.747	39.143	262.1	10:42:28.732
8	2	~~1:50.784~~ P	31.959	31.707	47.118	260.8	10:44:19.516

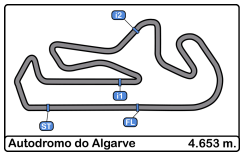

Autodromo Int. do Algarve
International GT Open
Qualifying - 1 Driver - 1
Best Sectors Results

	Sector - 1			Sector - 2			Sector - 3			Ideal Lap vs Best Lap					
Clas	Nº	Driver	Time	Nº	Driver	Time	Nº	Driver	Time	Clas	Nº	Driver	Ideal Lap	Best Lap	Clas
1	9	Fabian Schiller	31.518	33	Dean Macdonald	31.646	9	Fabian Schiller	36.804	1	9	Fabian Schiller	1:40.051	1:40.051	1
2	33	Dean Macdonald	31.605	777	Karol Basz	31.707	54	Yannick Mettler	36.805	2	33	Dean Macdonald	1:40.244	1:40.310	2
3	11	Matteo Cairoli	31.637	9	Fabian Schiller	31.729	11	Matteo Cairoli	36.874	3	11	Matteo Cairoli	1:40.371	1:40.592	3
4	51	Tommaso Mosca	31.648	4	Michael Porter	31.765	33	Dean Macdonald	36.993	4	54	Yannick Mettler	1:40.455	1:40.854	4
5	777	Karol Basz	31.667	51	Tommaso Mosca	31.766	13	Niklas Krütten	37.062	5	777	Karol Basz	1:40.633	1:41.036	7
6	4	Michael Porter	31.685	1	Simon Reicher	31.837	17	Tom Lebbon	37.184	6	4	Michael Porter	1:40.665	1:40.900	5
7	54	Yannick Mettler	31.746	11	Matteo Cairoli	31.860	4	Michael Porter	37.215	7	51	Tommaso Mosca	1:40.696	1:41.070	8
8	10	Brenton Grove	31.754	54	Yannick Mettler	31.904	777	Karol Basz	37.259	8	13	Niklas Krütten	1:40.985	1:41.027	6
9	17	Tom Lebbon	31.769	6	Steve Jans	31.927	51	Tommaso Mosca	37.282	9	17	Tom Lebbon	1:41.016	1:41.225	10
10	13	Niklas Krütten	31.775	10	Brenton Grove	31.960	63	Antoine Doquin	37.310	10	10	Brenton Grove	1:41.072	1:41.169	9
11	188	Miguel Ramos	31.866	63	Antoine Doquin	32.035	20	Valentin Pierburg	37.327	11	6	Steve Jans	1:41.270	1:41.273	11
12	6	Steve Jans	31.928	17	Tom Lebbon	32.063	10	Brenton Grove	37.358	12	1	Simon Reicher	1:41.314	1:41.314	12
13	1	Simon Reicher	31.941	26	Marcus Påverud	32.076	188	Miguel Ramos	37.374	13	188	Miguel Ramos	1:41.319	1:41.492	13
14	80	Luca Ludwig	31.966	188	Miguel Ramos	32.079	6	Steve Jans	37.415	14	63	Antoine Doquin	1:41.344	1:41.584	15
15	63	Antoine Doquin	31.999	80	Luca Ludwig	32.121	1	Simon Reicher	37.536	15	20	Valentin Pierburg	1:41.533	1:41.533	14
16	26	Marcus Påverud	32.035	13	Niklas Krütten	32.148	19	Filip Ugran	37.558	16	80	Luca Ludwig	1:41.727	1:42.029	16
17	19	Filip Ugran	32.044	20	Valentin Pierburg	32.148	28	Luis Michael Dörrbecker	37.619	17	19	Filip Ugran	1:41.788	1:42.088	18
18	86	Audunn Gudmundsson	32.046	19	Filip Ugran	32.186	80	Luca Ludwig	37.640	18	26	Marcus Påverud	1:41.833	1:42.084	17
19	20	Valentin Pierburg	32.058	75	Libor Milota	32.225	65	Heiko Neumann	37.692	19	28	Luis Michael Dörrbecker	1:42.090	1:42.443	21
20	75	Libor Milota	32.108	28	Luis Michael Dörrbecker	32.304	82	Marcelo Ramírez	37.699	20	75	Libor Milota	1:42.139	1:42.583	22
21	65	Heiko Neumann	32.158	65	Heiko Neumann	32.385	26	Marcus Påverud	37.722	21	65	Heiko Neumann	1:42.235	1:42.235	19
22	28	Luis Michael Dörrbecker	32.167	86	Audunn Gudmundsson	32.427	86	Audunn Gudmundsson	37.786	22	86	Audunn Gudmundsson	1:42.259	1:42.259	20
23	79	Johannes Zelger	32.346	79	Johannes Zelger	32.450	75	Libor Milota	37.806	23	82	Marcelo Ramírez	1:42.622	1:42.932	23
24	82	Marcelo Ramírez	32.371	82	Marcelo Ramírez	32.552	31	Hash	37.923	24	79	Johannes Zelger	1:43.058	1:43.639	25
25	55	Laurent De Meeus	32.439	55	Laurent De Meeus	32.617	18	Maksim Kizilov	38.166	25	31	Hash	1:43.418	1:43.537	24
26	21	Gino Forgione	32.565	18	Maksim Kizilov	32.747	79	Johannes Zelger	38.262	26	55	Laurent De Meeus	1:43.533	1:44.138	27
27	31	Hash	32.596	31	Hash	32.899	55	Laurent De Meeus	38.477	27	18	Maksim Kizilov	1:43.592	1:43.689	26
28	18	Maksim Kizilov	32.679	77	Alfredo Hernández	32.924	77	Alfredo Hernández	38.614	28	21	Gino Forgione	1:44.202	1:44.520	28
29	108	Ameerh Naran	32.750	21	Gino Forgione	32.963	21	Gino Forgione	38.674	29	77	Alfredo Hernández	1:44.687	1:44.687	29
30	77	Alfredo Hernández	33.149	108	Ameerh Naran	33.480	108	Ameerh Naran	38.719	30	108	Ameerh Naran	1:44.949	1:45.089	30
31	5	Stanislaw Jedliński	33.856	5	Stanislaw Jedliński	33.913	5	Stanislaw Jedliński	39.711	31	5	Stanislaw Jedliński	1:47.480	1:48.339	31

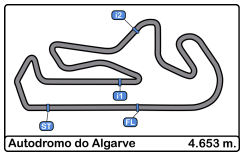

Autodromo Int. do Algarve
International GT Open
Qualifying - 1 Driver - 1
Best 5 Lap Times

Cl	Nº	Entrant/Team	Nat	Driver 1	Nat	Driver 2	Nat	Vehicle	Cat	Cl	Best 1 Time	Best 1 Lap	Best 2 Time	Best 2 Lap	Best 3 Time	Best 3 Lap	Best 4 Time	Best 4 Lap	Best 5 Time	Best 5 Lap
1	9	GetSpeed	DEU	Anthony Bartone	USA	Fabian Schiller	DEU	Mercedes AMG GT3 EVO	PRO	1	1:40.051	9	1:40.625	10	1:40.855	6	1:41.033	3	1:41.187	5
2	33	Greystone GT	GBR	Dean Macdonald	GBR	James Kell	GBR	McLaren 720S GT3 EVO	PRO	2	1:40.310	9	1:40.541	8	1:40.997	4	1:41.254	5	1:48.185	6
3	11	Team Motopark	DEU	Levente Révész	HUN	Matteo Cairoli	ITA	Mercedes AMG GT3 EVO	PRO	3	1:40.592	8	1:40.598	7	1:40.953	3	1:45.912	9	1:47.001	5
4	54	CBRX by SPS	DEU	Dexter Müller	CHE	Yannick Mettler	CHE	Mercedes AMG GT3 EVO	PROAM	1	1:40.854	11	1:40.863	12	1:41.094	8	1:42.836	2	1:43.559	10
5	4	Optimum Motorsport	GBR	Michael Porter	GBR	Zac Meakin	GBR	McLaren 720S GT3 EVO	PRO	4	1:40.900	9	1:40.968	10	1:41.138	11	1:41.894	5	1:42.506	3
6	13	Team Motopark	DEU	Robert Visoiu	ROU	Niklas Krütten	DEU	Mercedes AMG GT3 EVO	PRO	5	1:41.027	7	1:41.636	4	1:41.762	2	1:45.310	8	1:49.972	5
7	777	Olimp Racing	POL	Marcin Jedliński	POL	Karol Basz	POL	Ferrari 296 GT3	PROAM	2	1:41.036	6	1:41.450	3	1:41.967	2	1:42.557	7	1:55.704	4
8	51	AF Corse	ITA	Carl Bennett	THA	Tommaso Mosca	ITA	Ferrari 296 GT3	PRO	6	1:41.070	9	1:41.299	10	1:41.582	5	1:41.679	3	1:57.264	6
9	10	Iron Lynx	ITA	Brenton Grove	AUS	Stephen Grove	AUS	Mercedes AMG GT3 EVO	PROAM	3	1:41.169	11	1:41.378	9	1:41.642	10	1:42.427	5	1:42.493	6
10	17	Elite Motorsport with Entire Race Engineering	GBR	Tom Lebbon	GBR	Tom Emson	GBR	Ferrari 296 GT3	PRO	7	1:41.225	9	1:41.629	5	1:42.798	11	1:44.131	4	1:47.202	8
11	6	GetSpeed	DEU	Steve Jans	LUX	Aaron Walker	GBR	Mercedes AMG GT3 EVO	PROAM	4	1:41.273	11	1:41.544	10	1:42.126	4	1:42.200	5	1:43.421	9
12	1	Eastalent Racing	AUT	Simon Reicher	AUT	Christopher Haase	DEU	Audi R8 LMS GT3 EVO II	PRO	8	1:41.314	8	1:41.514	9	1:41.922	5	1:43.783	2	1:48.979	3
13	188	Garage 59	GBR	Mark Sansom	GBR	Miguel Ramos	PRT	McLaren 720S GT3 EVO	AM	1	1:41.492	11	1:41.744	13	1:41.849	10	1:42.080	7	1:42.167	4
14	20	SPS Automotive Performance	DEU	Valentin Pierburg	DEU	Dominik Baumann	AUT	Mercedes AMG GT3 EVO	PROAM	5	1:41.533	11	1:41.851	10	1:42.101	6	1:42.477	3	1:42.700	9
15	63	Oregon Team	ITA	Antoine Doquin	FRA	Artem Petrov	ISR	Lamborghini Huracán GT3 EVO2	PRO	9	1:41.584	9	1:42.163	5	1:44.823	2	1:49.286	6	5:08.155	7
16	80	Mertel Motorsport	DEU	Luca Ludwig	DEU	Iván Velasco	ESP	Ferrari 488 GT3 Evo	PROAM	6	1:42.029	7	1:42.129	2	1:42.317	4	1:42.415	8	1:53.193	9
17	26	Sainteloc Racing	FRA	Michael Blanchemain	FRA	Marcus Påverud	NOR	Audi R8 LMS GT3 EVO II	PROAM	7	1:42.084	8	1:42.094	9	1:42.109	7	1:43.051	4	2:01.223	10
18	19	Oregon Team	ITA	Robin Rogalski	POL	Filip Ugran	ROU	Lamborghini Huracán GT3 EVO2	PRO	10	1:42.088	11	1:42.279	8	1:42.409	10	1:42.590	4	1:42.685	3
19	65	Team Motopark	DEU	Heiko Neumann	DEU	Lukas Dunner	AUT	Mercedes AMG GT3 EVO	PROAM	8	1:42.235	8	1:42.533	9	1:43.651	2	1:44.150	3	1:45.061	4
20	86	Team Thor	ISL	Audunn Gudmundsson	ISL	Thorvaldur Gissurarson	ISL	Porsche 911 GT3 R (992)	AM	2	1:42.259	5	1:43.531	3	1:48.386	2	1:48.515	6		
21	28	BDR Grupo Prom Racing Team	BEL	Amaury Bonduel	FRA	Luis Michael Dörrbecker	MEX	Mercedes AMG GT3 EVO	PRO	11	1:42.443	7	1:42.488	6	1:50.556	8	1:51.732	2	1:51.802	4
22	75	Team ISR	CZE	Filip Salaquarda	CZE	Libor Milota	CZE	Audi R8 LMS GT3 EVO II	PROAM	9	1:42.583	8	1:42.637	5	1:42.646	7	1:42.756	4	1:51.625	6
23	82	GetSpeed	DEU	Marcelo Ramírez	MEX	Ralf Aron	EST	Mercedes AMG GT3 EVO	PRO	12	1:42.932	9	1:43.627	3						
24	31	Car Collection Motorsport	DEU	Hash	USA	Alex Fontana	CHE	Porsche 911 GT3 R (992)	PROAM	10	1:43.537	11	1:43.672	10	1:44.831	6	1:45.213	7	1:45.244	5
25	79	Tsunami RT	SMR	Johannes Zelger	ITA	Fabio Babini	ITA	Porsche 911 GT3 R (992)	PROAM	11	1:43.639	13	1:43.706	11	1:43.982	9	1:44.290	5	1:44.460	6
26	18	Dinamic GT	ITA	Alexey Nesov	ND	Maksim Kizilov	ND	Porsche 911 GT3 R (992)	PRO	13	1:43.689	3	1:44.740	2	1:52.205	4	1:52.303	5		
27	55	AF Corse	ITA	Laurent De Meeus	BEL	Vincent Abril	FRA	Ferrari 296 GT3	PROAM	12	1:44.138	8	1:44.435	7	1:45.127	3	1:49.088	4	1:53.003	5
28	21	AF Corse	ITA	Gino Forgione	CHE	Michele Rugolo	ITA	Ferrari 296 GT3	AM	3	1:44.520	10	1:44.521	9	1:44.546	12	1:45.102	4	1:46.702	6
29	77	BDR Grupo Prom Racing Team	BEL	Alfredo Hernández	MEX			Mercedes AMG GT3 EVO	AM	4	1:44.687	12	1:45.642	11	1:45.755	4	1:45.793	7	1:45.981	6
30	108	Vimana by GetSpeed	DEU	Ameerh Naran	ZWE	Tom Jackson	GBR	Mercedes AMG GT3 EVO	AM	5	1:45.089	13	1:45.195	14	1:45.504	10	1:45.704	6	1:45.809	8
31	5	Olimp Racing	POL	Stanislaw Jedliński	POL	Krystian Korzeniowski	POL	Ferrari 296 GT3	AM	6	1:48.339	8	1:50.726	2	1:50.838	3	1:51.079	5	1:52.058	4

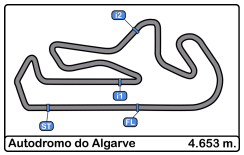

Autodromo Int. do Algarve
International GT Open
Qualifying - 1 Driver - 1
Best 5 Top Speeds

Cl	Nº	Entrant/Team	Nat	Driver 1	Nat	Driver 2	Nat	Vehicle	Cat	Cl	Top 1 Km/h	Top 1 Lap	Top 2 Km/h	Top 2 Lap	Top 3 Km/h	Top 3 Lap	Top 4 Km/h	Top 4 Lap	Top 5 Km/h	Top 5 Lap	Avg
1	11	Team Motopark	DEU	Levente Révész	HUN	**Matteo Cairoli**	ITA	Mercedes AMG GT3 EVO	PRO	1	**263.4**	4	263.4	9	261.5	5	261.5	8	260.8	3	262.1
2	13	Team Motopark	DEU	Robert Visoiu	ROU	**Niklas Krütten**	DEU	Mercedes AMG GT3 EVO	PRO	2	**263.4**	5	261.5	3	261.5	4	260.8	8	260.8	9	261.6
3	51	AF Corse	ITA	Carl Bennett	THA	**Tommaso Mosca**	ITA	Ferrari 296 GT3	PRO	3	**263.4**	3	262.1	10	261.5	6	259.6	9	258.9	2	261.1
4	9	GetSpeed	DEU	Anthony Bartone	USA	**Fabian Schiller**	DEU	Mercedes AMG GT3 EVO	PRO	4	**262.7**	4	260.8	6	260.8	7	259.6	10	259.6	11	260.7
5	54	CBRX by SPS	DEU	Dexter Müller	CHE	**Yannick Mettler**	CHE	Mercedes AMG GT3 EVO	PROAM	1	**262.1**	3	262.1	6	260.2	9	260.2	10	259.6	12	260.8
6	777	Olimp Racing	POL	Marcin Jedliński	POL	**Karol Basz**	POL	Ferrari 296 GT3	PROAM	2	**262.1**	4	262.1	7	261.5	3	260.8	8	260.2	6	261.3
7	33	Greystone GT	GBR	**Dean Macdonald**	GBR	James Kell	GBR	McLaren 720S GT3 EVO	PRO	5	**261.5**	10	261.5	11	260.2	4	259.6	5	259.6	6	260.4
8	65	Team Motopark	DEU	**Heiko Neumann**	DEU	Lukas Dunner	AUT	Mercedes AMG GT3 EVO	PROAM	3	**261.5**	3	261.5	4	259.6	9	258.9	8	258.9	10	260.1
9	1	Eastalent Racing	AUT	**Simon Reicher**	AUT	Christopher Haase	DEU	Audi R8 LMS GT3 EVO II	PRO	6	**260.8**	6	259.6	3	259.6	9	258.9	10	258.3	8	259.4
10	4	Optimum Motorsport	GBR	**Michael Porter**	GBR	Zac Meakin	GBR	McLaren 720S GT3 EVO	PRO	7	**260.8**	10	260.2	6	260.2	11	259.6	3	258.9	5	259.9
11	17	Elite Motorsport with Entire Race Engineering	GBR	**Tom Lebbon**	GBR	Tom Emson	GBR	Ferrari 296 GT3	PRO	8	**260.8**	10	260.2	4	259.6	5	259.6	9	258.9	12	259.8
12	20	SPS Automotive Performance	DEU	**Valentin Pierburg**	DEU	Dominik Baumann	AUT	Mercedes AMG GT3 EVO	PROAM	4	**260.8**	7	260.2	12	259.6	4	259.6	5	259.6	11	259.9
13	26	Sainteloc Racing	FRA	Michael Blanchemain	FRA	**Marcus Påverud**	NOR	Audi R8 LMS GT3 EVO II	PROAM	5	**260.8**	2	260.8	8	260.8	9	260.2	7	258.9	5	260.3
14	31	Car Collection Motorsport	DEU	**Hash**	USA	Alex Fontana	CHE	Porsche 911 GT3 R (992)	PROAM	6	**260.8**	12	259.6	7	258.9	3	258.9	11	258.3	5	259.3
15	79	Tsunami RT	SMR	**Johannes Zelger**	ITA	Fabio Babini	ITA	Porsche 911 GT3 R (992)	PROAM	7	**260.8**	4	259.6	3	258.9	7	258.9	10	258.9	11	259.4
16	108	Vimana by GetSpeed	DEU	**Ameerh Naran**	ZWE	Tom Jackson	GBR	Mercedes AMG GT3 EVO	AM	1	**260.8**	13	259.6	5	258.9	14	257.7	8	257.7	15	258.9
17	6	GetSpeed	DEU	**Steve Jans**	LUX	Aaron Walker	GBR	Mercedes AMG GT3 EVO	PROAM	8	**260.2**	12	259.6	11	258.9	3	258.9	4	258.3	10	259.2
18	75	Team ISR	CZE	Filip Salaquarda	CZE	**Libor Milota**	CZE	Audi R8 LMS GT3 EVO II	PROAM	9	**260.2**	5	260.2	6	259.6	9	257.7	4	257.1	7	258.9
19	86	Team Thor	ISL	**Audunn Gudmundsson**	ISL	Thorvaldur Gissurarson	ISL	Porsche 911 GT3 R (992)	AM	2	**260.2**	5	259.6	4	259.6	6	258.9	3	256.5	7	258.9
20	188	Garage 59	GBR	Mark Sansom	GBR	**Miguel Ramos**	PRT	McLaren 720S GT3 EVO	AM	3	**260.2**	4	259.6	11	258.9	12	258.9	13	258.3	5	259.2
21	28	BDR Grupo Prom Racing Team	BEL	Amaury Bonduel	FRA	**Luis Michael Dörrbecker**	MEX	Mercedes AMG GT3 EVO	PRO	9	**259.6**	4	257.1	6	256.5	3	256.5	7	255.9	8	257.1
22	18	Dinamic GT	ITA	Alexey Nesov	ND	**Maksim Kizilov**	ND	Porsche 911 GT3 R (992)	PRO	10	**258.9**	3	258.9	5	257.7	4	257.1	2			258.2
23	21	AF Corse	ITA	**Gino Forgione**	CHE	Michele Rugolo	ITA	Ferrari 296 GT3	AM	4	**258.9**	4	258.3	10	257.7	5	257.7	9	257.7	11	258.1
24	82	GetSpeed	DEU	**Marcelo Ramírez**	MEX	Ralf Aron	EST	Mercedes AMG GT3 EVO	PRO	11	**258.9**	4	258.9	5	258.9	10	257.7	3	257.7	9	258.4
25	80	Mertel Motorsport	DEU	**Luca Ludwig**	DEU	Iván Velasco	ESP	Ferrari 488 GT3 Evo	PROAM	10	**258.3**	4	258.3	5	257.7	3	257.1	9	256.5	2	257.6
26	63	Oregon Team	ITA	**Antoine Doquin**	FRA	Artem Petrov	ISR	Lamborghini Huracán GT3 EVO2	PRO	12	**257.7**	6	257.7	10	257.1	4	255.3	8	254.7	3	256.5
27	19	Oregon Team	ITA	Robin Rogalski	POL	**Filip Ugran**	ROU	Lamborghini Huracán GT3 EVO2	PRO	13	**257.1**	4	256.5	9	255.9	3	255.9	5	255.9	6	256.2
28	77	BDR Grupo Prom Racing Team	BEL	Alfredo Hernández	MEX			Mercedes AMG GT3 EVO	AM	5	**257.1**	4	257.1	12	256.5	13	255.9	5	255.9	8	256.5
29	10	Iron Lynx	ITA	**Brenton Grove**	AUS	Stephen Grove	AUS	Mercedes AMG GT3 EVO	PROAM	11	**255.9**	7	255.3	5	255.3	10	255.3	11	254.7	4	255.3
30	55	AF Corse	ITA	**Laurent De Meeus**	BEL	Vincent Abril	FRA	Ferrari 296 GT3	PROAM	12	**255.9**	8	255.9	9	254.7	7	254.1	3	254.1	4	254.9
31	5	Olimp Racing	POL	**Stanislaw Jedliński**	POL	Krystian Korzeniowski	POL	Ferrari 296 GT3	AM	6	**255.3**	8	253.5	4	253.5	9	252.9	3	251.1	10	253.2

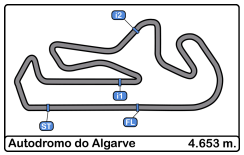

Autodromo Int. do Algarve

International GT Open

Qualifying - 1 Driver - 1

Fastest Laps Sequence

Lap	Time of Day	Session Time	Nº	Entrant/Team	Nat	Driver 1	Nat	Driver 2	Nat	Vehicle	Cat	Time	Km/h
2	10:22:37.688	3:37.688	10	Iron Lynx	ITA	**Brenton Grove**	AUS	Stephen Grove	AUS	Mercedes AMG GT3 EVO	PROAM	**1:49.078**	153.5
2	10:22:56.543	3:56.543	86	Team Thor	ISL	**Audunn Gudmundsson**	ISL	Thorvaldur Gissurarson	ISL	Porsche 911 GT3 R (992)	AM	**1:48.386**	154.5
2	10:23:37.786	4:37.786	20	SPS Automotive Performance	DEU	**Valentin Pierburg**	DEU	Dominik Baumann	AUT	Mercedes AMG GT3 EVO	PROAM	**1:43.154**	162.3
2	10:24:32.172	5:32.172	13	Team Motopark	DEU	Robert Visoiu	ROU	**Niklas Krütten**	DEU	Mercedes AMG GT3 EVO	PRO	**1:41.762**	164.6
3	10:25:48.823	6:48.823	11	Team Motopark	DEU	Levente Révész	HUN	**Matteo Cairoli**	ITA	Mercedes AMG GT3 EVO	PRO	**1:40.953**	165.9
6	10:32:06.506	13:06.506	9	GetSpeed	DEU	Anthony Bartone	USA	**Fabian Schiller**	DEU	Mercedes AMG GT3 EVO	PRO	**1:40.855**	166.0
8	10:39:32.732	20:32.732	33	Greystone GT	GBR	**Dean Macdonald**	GBR	James Kell	GBR	McLaren 720S GT3 EVO	PRO	**1:40.541**	166.6
9	10:41:13.042	22:13.042	33	Greystone GT	GBR	**Dean Macdonald**	GBR	James Kell	GBR	McLaren 720S GT3 EVO	PRO	**1:40.310**	166.9
9	10:41:24.252	22:24.252	9	GetSpeed	DEU	Anthony Bartone	USA	**Fabian Schiller**	DEU	Mercedes AMG GT3 EVO	PRO	**1:40.051**	167.4

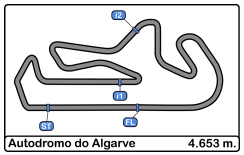

Autodromo Int. do Algarve
International GT Open
Qualifying - 1 Driver - 1
Event Best Maximum Speed

Nº	Entrant/Team	Nat	Driver 1	Nat	Driver 2	Nat	Vehicle	Cat	Km/h	Session
75	Team ISR	CZE	Filip Salaquarda	CZE	Libor Milota	CZE	Audi R8 LMS GT3 EVO II	PROAM	269.3	Private test - 2
82	GetSpeed	DEU	Marcelo Ramírez	MEX	Ralf Aron	EST	Mercedes AMG GT3 EVO	PRO	267.9	Private test - 2
51	AF Corse	ITA	Carl Bennett	THA	Tommaso Mosca	ITA	Ferrari 296 GT3	PRO	267.9	Private test - 2
9	GetSpeed	DEU	Anthony Bartone	USA	Fabian Schiller	DEU	Mercedes AMG GT3 EVO	PRO	267.9	Private test - 2
79	Tsunami RT	SMR	Johannes Zelger	ITA	Fabio Babini	ITA	Porsche 911 GT3 R (992)	PROAM	267.9	Private test - 2
4	Optimum Motorsport	GBR	Michael Porter	GBR	Zac Meakin	GBR	McLaren 720S GT3 EVO	PRO	267.3	Private test - 2
86	Team Thor	ISL	Audunn Gudmundsson	ISL	Thorvaldur Gissurarson	ISL	Porsche 911 GT3 R (992)	AM	266.6	Private test - 2
11	Team Motopark	DEU	Levente Révész	HUN	Matteo Cairoli	ITA	Mercedes AMG GT3 EVO	PRO	266.6	Private test - 2
30									266.6	Private test - 2
17	Elite Motorsport with Entire Race Engineering	GBR	Tom Lebbon	GBR	Tom Emson	GBR	Ferrari 296 GT3	PRO	266.6	Private test - 2
777	Olimp Racing	POL	Marcin Jedliński	POL	Karol Basz	POL	Ferrari 296 GT3	PROAM	266.6	Private test - 2
18	Dinamic GT	ITA	Alexey Nesov	ND	Maksim Kizilov	ND	Porsche 911 GT3 R (992)	PRO	266.0	Private test - 1
13	Team Motopark	DEU	Robert Visoiu	ROU	Niklas Krütten	DEU	Mercedes AMG GT3 EVO	PRO	266.0	Private test - 2
65	Team Motopark	DEU	Heiko Neumann	DEU	Lukas Dunner	AUT	Mercedes AMG GT3 EVO	PROAM	266.0	Private test - 2
33	Greystone GT	GBR	Dean Macdonald	GBR	James Kell	GBR	McLaren 720S GT3 EVO	PRO	266.0	Private test - 2
26	Sainteloc Racing	FRA	Michael Blanchemain	FRA	Marcus Påverud	NOR	Audi R8 LMS GT3 EVO II	PROAM	266.0	Private test - 2
21	AF Corse	ITA	Gino Forgione	CHE	Michele Rugolo	ITA	Ferrari 296 GT3	AM	265.3	Private test - 1
28	BDR Grupo Prom Racing Team	BEL	Amaury Bonduel	FRA	Luis Michael Dörrbecker	MEX	Mercedes AMG GT3 EVO	PRO	265.3	Private test - 2
1	Eastalent Racing	AUT	Simon Reicher	AUT	Christopher Haase	DEU	Audi R8 LMS GT3 EVO II	PRO	265.3	Private test - 2
5	Olimp Racing	POL	Stanislaw Jedliński	POL	Krystian Korzeniowski	POL	Ferrari 296 GT3	AM	265.3	Private test - 2
80	Mertel Motorsport	DEU	Luca Ludwig	DEU	Iván Velasco	ESP	Ferrari 488 GT3 Evo	PROAM	264.7	Private test - 2
20	SPS Automotive Performance	DEU	Valentin Pierburg	DEU	Dominik Baumann	AUT	Mercedes AMG GT3 EVO	PROAM	264.7	Private test - 2
188	Garage 59	GBR	Mark Sansom	GBR	Miguel Ramos	PRT	McLaren 720S GT3 EVO	AM	264.7	Private test - 2
10	Iron Lynx	ITA	Brenton Grove	AUS	Stephen Grove	AUS	Mercedes AMG GT3 EVO	PROAM	264.7	Private test - 2
54	CBRX by SPS	DEU	Dexter Müller	CHE	Yannick Mettler	CHE	Mercedes AMG GT3 EVO	PROAM	264.7	Private test - 2
19	Oregon Team	ITA	Robin Rogalski	POL	Filip Ugran	ROU	Lamborghini Huracán GT3 EVO2	PRO	264.0	Private test - 2
55	AF Corse	ITA	Laurent De Meeus	BEL	Vincent Abril	FRA	Ferrari 296 GT3	PROAM	264.0	Private test - 2
6	GetSpeed	DEU	Steve Jans	LUX	Aaron Walker	GBR	Mercedes AMG GT3 EVO	PROAM	263.4	Private test - 2
63	Oregon Team	ITA	Antoine Doquin	FRA	Artem Petrov	ISR	Lamborghini Huracán GT3 EVO2	PRO	262.7	Private test - 2
77	BDR Grupo Prom Racing Team	BEL	Alfredo Hernández	MEX			Mercedes AMG GT3 EVO	AM	261.5	Private test - 2
31	Car Collection Motorsport	DEU	Hash	USA	Alex Fontana	CHE	Porsche 911 GT3 R (992)	PROAM	260.8	Qualifying - 1 Driver - 1
108	Vimana by GetSpeed	DEU	Ameerh Naran	ZWE	Tom Jackson	GBR	Mercedes AMG GT3 EVO	AM	260.8	Qualifying - 1 Driver - 1

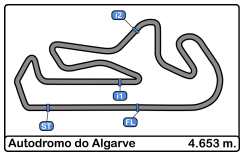

Autodromo Int. do Algarve
International GT Open
Qualifying - 1 Driver - 1
Pit Stop Analysis

1 — Simon Reicher — Audi R8 LMS GT3 EVO II
PRO — Christopher Haase — Eastalent Racing

Nº	In Day Time	In Time	Out Time	Pit Time	T. Pit Time	Handicap	Diff.
1	10:25:58.812	10:25:58.812	10:28:17.303	2:18.491	2:18.491		
2	10:33:29.133	10:33:29.133	10:37:26.489	3:57.356	6:15.847		

4 — Michael Porter — McLaren 720S GT3 EVO
PRO — Zac Meakin — Optimum Motorsport

Nº	In Day Time	In Time	Out Time	Pit Time	T. Pit Time	Handicap	Diff.
1	10:32:30.189	10:32:30.189	10:34:26.689	1:56.500	1:56.500		

5 — Stanislaw Jedliński — Ferrari 296 GT3
AM — Krystian Korzeniowski — Olimp Racing

Nº	In Day Time	In Time	Out Time	Pit Time	T. Pit Time	Handicap	Diff.
1	10:31:28.370	10:31:28.370	10:36:27.453	4:59.083	4:59.083		

6 — Steve Jans — Mercedes AMG GT3 EVO
PROAM — Aaron Walker — GetSpeed

Nº	In Day Time	In Time	Out Time	Pit Time	T. Pit Time	Handicap	Diff.
1	10:20:56.694	10:20:56.694	10:23:27.074	2:30.380	2:30.380		
2	10:33:53.099	10:33:53.099	10:35:43.410	1:50.311	4:20.691		

9 — Anthony Bartone — Mercedes AMG GT3 EVO
PRO — Fabian Schiller — GetSpeed

Nº	In Day Time	In Time	Out Time	Pit Time	T. Pit Time	Handicap	Diff.
1	10:20:59.185	10:20:59.185	10:23:28.525	2:29.340	2:29.340		
2	10:34:02.416	10:34:02.416	10:37:55.320	3:52.904	6:22.244		

10 — Brenton Grove — Mercedes AMG GT3 EVO
PROAM — Stephen Grove — Iron Lynx

Nº	In Day Time	In Time	Out Time	Pit Time	T. Pit Time	Handicap	Diff.
1	10:22:33.433	10:22:33.433	10:23:52.427	1:18.994	1:18.994		
2	10:32:36.128	10:32:36.128	10:36:19.560	3:43.432	5:02.426		

11 — Levente Révész — Mercedes AMG GT3 EVO
PRO — Matteo Cairoli — Team Motopark

Nº	In Day Time	In Time	Out Time	Pit Time	T. Pit Time	Handicap	Diff.
1	10:21:06.345	10:21:06.345	10:22:25.419	1:19.074	1:19.074		
2	10:29:16.463	10:29:16.463	10:37:34.577	8:18.114	9:37.188		

13 — Robert Visoiu — Mercedes AMG GT3 EVO
PRO — Niklas Krütten — Team Motopark

Nº	In Day Time	In Time	Out Time	Pit Time	T. Pit Time	Handicap	Diff.
1	10:29:42.907	10:29:42.907	10:37:50.020	8:07.113	8:07.113		

17 — Tom Lebbon — Ferrari 296 GT3
PRO — Tom Emson — Elite Motorsport

Nº	In Day Time	In Time	Out Time	Pit Time	T. Pit Time	Handicap	Diff.
1	10:22:55.882	10:22:55.882	10:24:06.496	1:10.614	1:10.614		
2	10:31:01.404	10:31:01.404	10:34:06.218	3:04.814	4:15.428		

19 — Robin Rogalski — Lamborghini Huracán GT3 EVO2
PRO — Filip Ugran — Oregon Team

Nº	In Day Time	In Time	Out Time	Pit Time	T. Pit Time	Handicap	Diff.
1	10:32:28.215	10:32:28.215	10:36:39.975	4:11.760	4:11.760		

20 — Valentin Pierburg — Mercedes AMG GT3 EVO
PROAM — Dominik Baumann — SPS Automotive Performance

Nº	In Day Time	In Time	Out Time	Pit Time	T. Pit Time	Handicap	Diff.
1	10:32:16.434	10:32:16.434	10:34:08.437	1:52.003	1:52.003		

21 — Gino Forgione — Ferrari 296 GT3
AM — Michele Rugolo — AF Corse

Nº	In Day Time	In Time	Out Time	Pit Time	T. Pit Time	Handicap	Diff.
1	10:33:08.396	10:33:08.396	10:35:08.436	2:00.040	2:00.040		

26 — Michael Blanchemain — Audi R8 LMS GT3 EVO II
PROAM — Marcus Påverud — Sainteloc Racing

Nº	In Day Time	In Time	Out Time	Pit Time	T. Pit Time	Handicap	Diff.
1	10:34:51.028	10:34:51.028	10:37:24.582	2:33.554	2:33.554		

28 — Amaury Bonduel — Mercedes AMG GT3 EVO
PRO — Luis Michael Dörrbecker — BDR Grupo Prom Racing Team

Nº	In Day Time	In Time	Out Time	Pit Time	T. Pit Time	Handicap	Diff.
1	10:27:25.345	10:27:25.345	10:33:18.476	5:53.131	5:53.131		

31 — Hash — Porsche 911 GT3 R (992)
PROAM — Alex Fontana — Car Collection Motorsport

Nº	In Day Time	In Time	Out Time	Pit Time	T. Pit Time	Handicap	Diff.
1	10:24:46.712	10:24:46.712	10:25:36.627	49.915	49.915		
2	10:34:26.412	10:34:26.412	10:35:31.731	1:05.319	1:55.234		

33 — Dean Macdonald — McLaren 720S GT3 EVO
PRO — James Kell — Greystone GT

Nº	In Day Time	In Time	Out Time	Pit Time	T. Pit Time	Handicap	Diff.
1	10:22:36.850	10:22:36.850	10:25:04.747	2:27.897	2:27.897		
2	10:32:01.263	10:32:01.263	10:36:12.491	4:11.228	6:39.125		

51 — Carl Bennett — Ferrari 296 GT3
PRO — Tommaso Mosca — AF Corse

Nº	In Day Time	In Time	Out Time	Pit Time	T. Pit Time	Handicap	Diff.
1	10:32:35.197	10:32:35.197	10:34:02.822	1:27.625	1:27.625		

54 — Dexter Müller — Mercedes AMG GT3 EVO
PROAM — Yannick Mettler — SPS Automotive Performance

Nº	In Day Time	In Time	Out Time	Pit Time	T. Pit Time	Handicap	Diff.
1	10:33:05.575	10:33:05.575	10:35:12.422	2:06.847	2:06.847		

55 — Laurent De Meeus — Ferrari 296 GT3
PROAM — Vincent Abril — AF Corse

Nº	In Day Time	In Time	Out Time	Pit Time	T. Pit Time	Handicap	Diff.
1	10:33:49.591	10:33:49.591	10:35:50.777	2:01.186	2:01.186		

63 — Antoine Doquin — Lamborghini Huracán GT3 EVO2
PRO — Artem Petrov — Oregon Team

Nº	In Day Time	In Time	Out Time	Pit Time	T. Pit Time	Handicap	Diff.
1	10:31:58.612	10:31:58.612	10:35:23.268	3:24.656	3:24.656		

65 — Heiko Neumann — Mercedes AMG GT3 EVO
PROAM — Lukas Dunner — Team Motopark

Nº	In Day Time	In Time	Out Time	Pit Time	T. Pit Time	Handicap	Diff.
1	10:31:06.949	10:31:06.949	10:37:23.389	6:16.440	6:16.440		

75 — Filip Salaquarda — Audi R8 LMS GT3 EVO II
PROAM — Libor Milota — Team ISR

Nº	In Day Time	In Time	Out Time	Pit Time	T. Pit Time	Handicap	Diff.
1	10:25:27.441	10:25:27.441	10:29:59.123	4:31.682	4:31.682		

79 — Johannes Zelger — Porsche 911 GT3 R (992)
PROAM — Fabio Babini — Tsunami RT

Nº	In Day Time	In Time	Out Time	Pit Time	T. Pit Time	Handicap	Diff.
1	10:32:43.023	10:32:43.023	10:35:07.070	2:24.047	2:24.047		

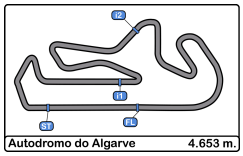

Autodromo Int. do Algarve
International GT Open
Qualifying - 1 Driver - 1
Pit Stop Analysis

80 — Luca Ludwig — Ferrari 488 GT3 Evo

PROAM — Iván Velasco — Mertel Motorsport

Nº	In Day Time	In Time	Out Time	Pit Time	T. Pit Time	Handicap	Diff.
1	10:30:20.909	10:30:20.909	10:35:37.504	5:16.595	5:16.595		

188 — Mark Sansom — McLaren 720S GT3 EVO

AM — Miguel Ramos — Garage 59

Nº	In Day Time	In Time	Out Time	Pit Time	T. Pit Time	Handicap	Diff.
1	10:23:00.280	10:23:00.280	10:24:19.929	1:19.649	1:19.649		
2	10:34:47.141	10:34:47.141	10:35:54.500	1:07.359	2:27.008		

777 — Marcin Jedliński — Ferrari 296 GT3

PROAM — Karol Basz — Olimp Racing

Nº	In Day Time	In Time	Out Time	Pit Time	T. Pit Time	Handicap	Diff.
1	10:29:34.228	10:29:34.228	10:37:15.139	7:40.911	7:40.911		

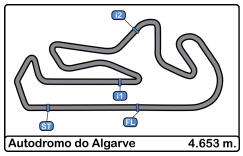

Autodromo Int. do Algarve
International GT Open
Qualifying - 1 Driver - 1
Weather Report

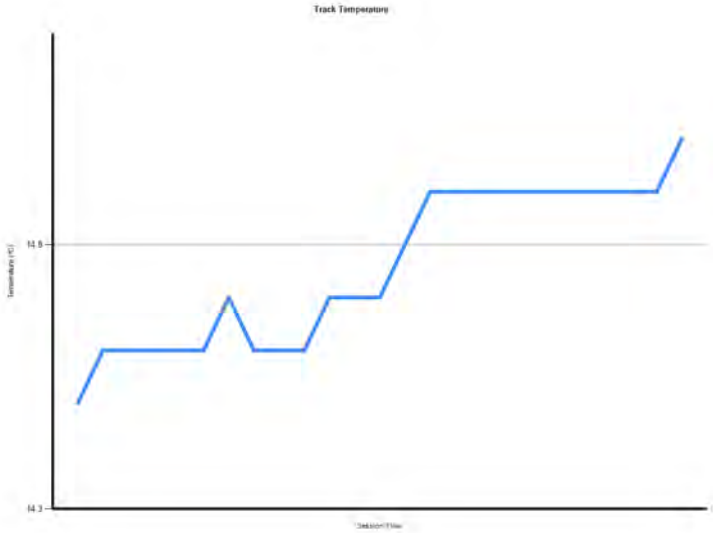

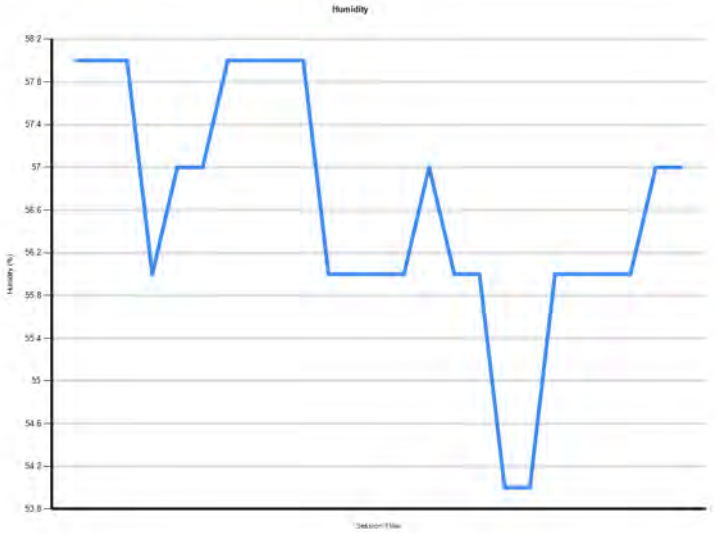

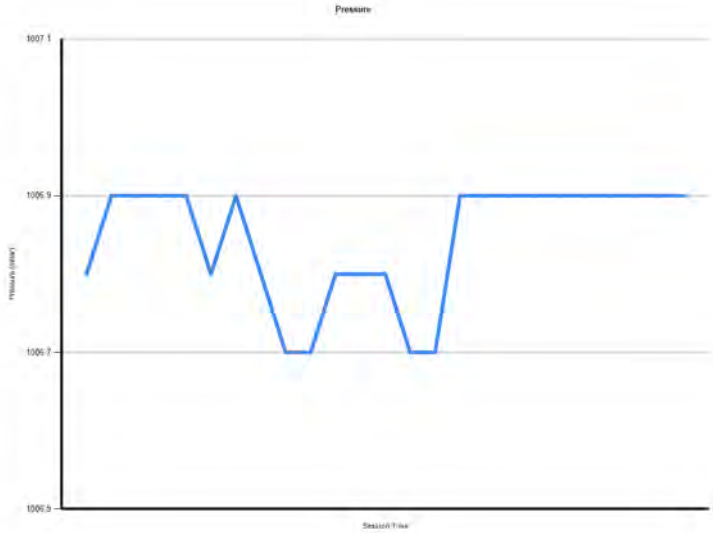

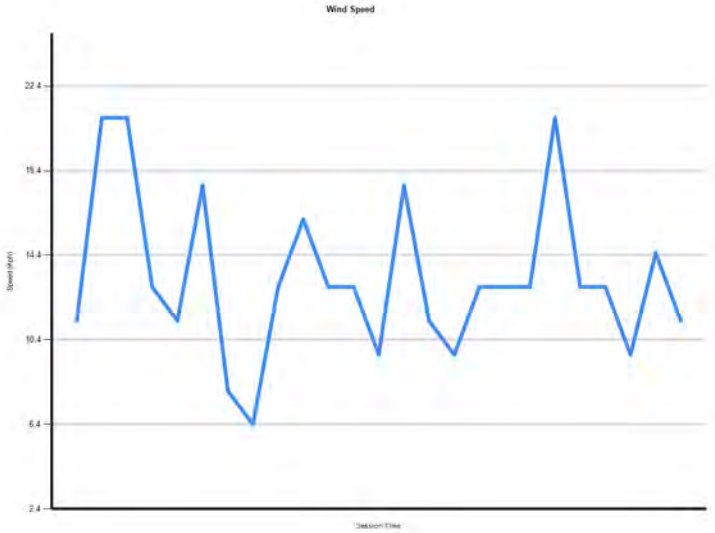

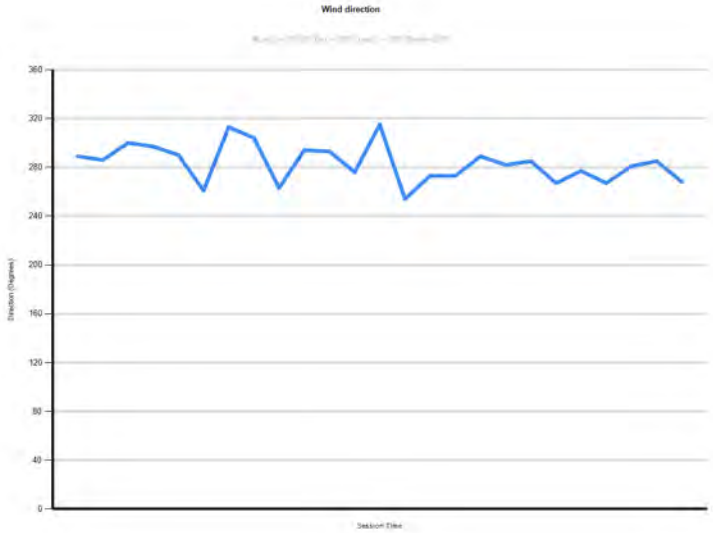

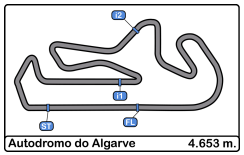

Autodromo do Algarve 4.653 m.

Autodromo Int. do Algarve
International GT Open
Qualifying - 1 Driver - 1
Final Results

Cls	Nº	Entrant/Team	Nat	Driver 1	Nat	Driver 2	Nat	Vehicle	Cat	Cls	Laps	Best	Time	Gap	Interval	Km/h
1	9	GetSpeed	DEU	Anthony Bartone	USA	**Fabian Schiller**	DEU	Mercedes AMG GT3 EVO	PRO	1	11	9	1:40.051			167.4
2	33	Greystone GT	GBR	**Dean Macdonald**	GBR	James Kell	GBR	McLaren 720S GT3 EVO	PRO	2	11	9	1:40.310	0.259	0.259	166.9
3	11	Team Motopark	DEU	Levente Révész	HUN	**Matteo Cairoli**	ITA	Mercedes AMG GT3 EVO	PRO	3	10	8	1:40.592	0.541	0.282	166.5
4	54	CBRX by SPS	DEU	Dexter Müller	CHE	**Yannick Mettler**	CHE	Mercedes AMG GT3 EVO	PROAM	1	13	11	1:40.854	0.803	0.262	166.0
5	4	Optimum Motorsport	GBR	**Michael Porter**	GBR	Zac Meakin	GBR	McLaren 720S GT3 EVO	PRO	4	12	9	1:40.900	0.849	0.046	166.0
6	13	Team Motopark	DEU	Robert Visoiu	ROU	**Niklas Krütten**	DEU	Mercedes AMG GT3 EVO	PRO	5	9	7	1:41.027	0.976	0.127	165.8
7	777	Olimp Racing	POL	Marcin Jedliński	POL	**Karol Basz**	POL	Ferrari 296 GT3	PROAM	2	8	6	1:41.036	0.985	0.009	165.7
8	51	AF Corse	ITA	Carl Bennett	THA	**Tommaso Mosca**	ITA	Ferrari 296 GT3	PRO	6	11	9	1:41.070	1.019	0.034	165.7
9	10	Iron Lynx	ITA	**Brenton Grove**	AUS	Stephen Grove	AUS	Mercedes AMG GT3 EVO	PROAM	3	12	11	1:41.169	1.118	0.099	165.5
10	17	Elite Motorsport with Entire Race Engineering	GBR	**Tom Lebbon**	GBR	Tom Emson	GBR	Ferrari 296 GT3	PRO	7	12	9	1:41.225	1.174	0.056	165.4
11	6	GetSpeed	DEU	**Steve Jans**	LUX	Aaron Walker	GBR	Mercedes AMG GT3 EVO	PROAM	4	12	11	1:41.273	1.222	0.048	165.4
12	1	Eastalent Racing	AUT	**Simon Reicher**	AUT	Christopher Haase	DEU	Audi R8 LMS GT3 EVO II	PRO	8	10	8	1:41.314	1.263	0.041	165.3
13	188	Garage 59	GBR	Mark Sansom	GBR	**Miguel Ramos**	PRT	McLaren 720S GT3 EVO	AM	1	14	11	1:41.492	1.441	0.178	165.0
14	20	SPS Automotive Performance	DEU	**Valentin Pierburg**	DEU	Dominik Baumann	AUT	Mercedes AMG GT3 EVO	PROAM	5	13	11	1:41.533	1.482	0.041	164.9
15	63	Oregon Team	ITA	**Antoine Doquin**	FRA	Artem Petrov	ISR	Lamborghini Huracán GT3 EVO2	PRO	9	10	9	1:41.584	1.533	0.051	164.8
16	80	Mertel Motorsport	DEU	**Luca Ludwig**	DEU	Iván Velasco	ESP	Ferrari 488 GT3 Evo	PROAM	6	9	7	1:42.029	1.978	0.445	164.1
17	26	Sainteloc Racing	FRA	Michael Blanchemain	FRA	**Marcus Påverud**	NOR	Audi R8 LMS GT3 EVO II	PROAM	7	10	8	1:42.084	2.033	0.055	164.0
18	19	Oregon Team	ITA	Robin Rogalski	POL	**Filip Ugran**	ROU	Lamborghini Huracán GT3 EVO2	PRO	10	12	11	1:42.088	2.037	0.004	164.0
19	65	Team Motopark	DEU	**Heiko Neumann**	DEU	Lukas Dunner	AUT	Mercedes AMG GT3 EVO	PROAM	8	10	8	1:42.235	2.184	0.147	163.8
20	86	Team Thor	ISL	**Audunn Gudmundsson**	ISL	Thorvaldur Gissurarson	ISL	Porsche 911 GT3 R (992)	AM	2	7	5	1:42.259	2.208	0.024	163.8
21	28	BDR Grupo Prom Racing Team	BEL	Amaury Bonduel	FRA	**Luis Michael Dörrbecker**	MEX	Mercedes AMG GT3 EVO	PRO	11	8	7	1:42.443	2.392	0.184	163.5
22	75	Team ISR	CZE	Filip Salaquarda	CZE	**Libor Milota**	CZE	Audi R8 LMS GT3 EVO II	PROAM	9	9	8	1:42.583	2.532	0.140	163.2
23	82	GetSpeed	DEU	**Marcelo Ramírez**	MEX	Ralf Aron	EST	Mercedes AMG GT3 EVO	PRO	12	10	9	1:42.932	2.881	0.349	162.7
24	31	Car Collection Motorsport	DEU	**Hash**	USA	Alex Fontana	CHE	Porsche 911 GT3 R (992)	PROAM	10	12	11	1:43.537	3.486	0.605	161.7
25	79	Tsunami RT	SMR	**Johannes Zelger**	ITA	Fabio Babini	ITA	Porsche 911 GT3 R (992)	PROAM	11	14	13	1:43.639	3.588	0.102	161.6
26	18	Dinamic GT	ITA	Alexey Nesov	NLD	**Maksim Kizilov**	NLD	Porsche 911 GT3 R (992)	PRO	13	5	3	1:43.689	3.638	0.050	161.5
27	55	AF Corse	ITA	**Laurent De Meeus**	BEL	Vincent Abril	FRA	Ferrari 296 GT3	PROAM	12	9	8	1:44.138	4.087	0.449	160.8
28	21	AF Corse	ITA	**Gino Forgione**	CHE	Michele Rugolo	ITA	Ferrari 296 GT3	AM	3	13	10	1:44.520	4.469	0.382	160.2
29	77	BDR Grupo Prom Racing Team	BEL	Alfredo Hernández	MEX			Mercedes AMG GT3 EVO	AM	4	13	12	1:44.687	4.636	0.167	160.0
30	108	Vimana by GetSpeed	DEU	**Ameerh Naran**	ZWE	Tom Jackson	GBR	Mercedes AMG GT3 EVO	AM	5	15	13	1:45.089	5.038	0.402	159.3
31	5	Olimp Racing	POL	**Stanislaw Jedliński**	POL	Krystian Korzeniowski	POL	Ferrari 296 GT3	AM	6	10	8	1:48.339	8.288	3.250	154.6

Published at:.....

Track Temp: **15.0 °C** Air Temp: **18.2 °C** Humidity: **57 %** Track Status: **DRY**

Stewards: Enric Arrazola Jose Carlos Wassmann Mário Manso

Timekeeper: Luis García

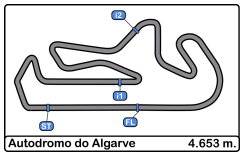

Autodromo Int. do Algarve
International GT Open
Race - 1
Starting Grid

31	5	Olimp Racing **Stanislaw Jedliński**	1:48.339	.16.					
29	77	BDR Grupo Prom Racing Team **Alfredo Hernández**	1:44.687	.15.	1:45.089	Vimana by GetSpeed **Ameerh Naran**	108	30
27	55	AF Corse **Laurent De Meeus**	1:44.138	.14.	1:44.520	AF Corse **Gino Forgione**	21	28
25	79	Tsunami RT **Johannes Zelger**	1:43.639	.13.	1:43.689	Dinamic GT **Maksim Kizilov**	18	26
23	82	GetSpeed **Marcelo Ramírez**	1:42.932	.12.	1:43.537	Car Collection Motorsport **Hash**	31	24
21	28	BDR Grupo Prom Racing Team **Luis Michael Dörrbecker**	1:42.443	.11.	1:42.583	Team ISR **Libor Milota**	75	22
19	65	Team Motopark **Heiko Neumann**	1:42.235	.10.	1:42.259	Team Thor **Audunn Gudmundsson**	86	20
17	26	Sainteloc Racing **Marcus Påverud**	1:42.084	.9.	1:42.088	Oregon Team **Filip Ugran**	19	18
15	63	Oregon Team **Antoine Doguin**	1:41.584	.8.	1:42.029	Mertel Motorsport **Luca Ludwig**	80	16
13	188	Garage 59 **Miguel Ramos**	1:41.492	.7.	1:41.533	SPS Automotive Performance **Valentin Pierburg**	20	14
11	6	GetSpeed **Steve Jans**	1:41.273	.6.	1:41.314	Eastalent Racing **Simon Reicher**	1	12
9	10	Iron Lynx **Brenton Grove**	1:41.169	.5.	1:41.225	Elite Motorsport **Tom Lebbon**	17	10
7	777	Olimp Racing **Karol Basz**	1:41.036	.4.	1:41.070	AF Corse **Tommaso Mosca**	51	8
5	4	Optimum Motorsport **Michael Porter**	1:40.900	.3.	1:41.027	Team Motopark **Niklas Krütten**	13	6
3	11	Team Motopark **Matteo Cairoli**	1:40.592	.2.	1:40.854	SPS Automotive Performance **Yannick Mettler**	54	4
1	9	GetSpeed **Fabian Schiller**	1:40.051	.1.	1:40.310	Greystone GT **Dean Macdonald**	33	2

Pole

Published at:.....

Stewards:

Enric Arrazola Jose Carlos Wassmann Mário Manso

Timekeeper:

Luis García

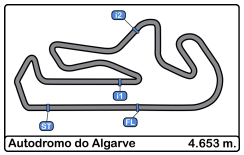

Autodromo do Algarve 4.653 m.

Autodromo Int. do Algarve
International GT Open
Race - 1
Provisional Results

Cls	Nº	Entrant/Team	Nat	Driver 1	Nat	Driver 2	Nat	Vehicle	Cat	Cl	Laps	Total Time	Gap	Interval	Km/h	Best	Time	Km/h
1	33	Greystone GT	GBR	Dean Macdonald	GBR	James Kell	GBR	McLaren 720S GT3 EVO	PRO	1	39	1:10:37.349			154.1	15	1:42.635	163.2
2	1	Eastalent Racing	AUT	Simon Reicher	AUT	Christopher Haase	DEU	Audi R8 LMS GT3 EVO II	PRO	2	39	1:10:44.946	7.597	7.597	153.8	20	1:42.264	163.7
3	9	GetSpeed	DEU	Anthony Bartone	USA	Fabian Schiller	DEU	Mercedes AMG GT3 EVO	PRO	3	39	1:11:00.418	23.069	15.472	153.3	15	1:42.510	163.4
4	11 *	Team Motopark	DEU	Levente Révész	HUN	Matteo Cairoli	ITA	Mercedes AMG GT3 EVO	PRO	4	39	1:11:01.057	23.708	0.639	153.3	21	1:42.661	163.1
5	17	Elite Motorsport with Entire Race Engineering	GBR	Tom Lebbon	GBR	Tom Emson	GBR	Ferrari 296 GT3	PRO	5	39	1:11:01.722	24.373	0.665	153.2	21	1:43.005	162.6
6	4	Optimum Motorsport	GBR	Michael Porter	GBR	Zac Meakin	GBR	McLaren 720S GT3 EVO	PRO	6	39	1:11:02.676	25.327	0.954	153.2	20	1:43.117	162.4
7	51	AF Corse	ITA	Carl Bennett	THA	Tommaso Mosca	ITA	Ferrari 296 GT3	PRO	7	39	1:11:03.652	26.303	0.976	153.2	15	1:43.148	162.3
8	20	SPS Automotive Performance	DEU	Valentin Pierburg	DEU	Dominik Baumann	AUT	Mercedes AMG GT3 EVO	PROAM	1	39	1:11:04.975	27.626	1.323	153.1	19	1:42.382	163.6
9	13 *	Team Motopark	DEU	Robert Visoiu	ROU	Niklas Krütten	DEU	Mercedes AMG GT3 EVO	PRO	8	39	1:11:09.464	32.115	4.489	153.0	7	1:43.414	161.9
10	31	Car Collection Motorsport	DEU	Hash	USA	Alex Fontana	CHE	Porsche 911 GT3 R (992)	PROAM	2	39	1:11:11.989	34.640	2.525	152.9	19	1:42.332	163.6
11	6	GetSpeed	DEU	Steve Jans	LUX	Aaron Walker	GBR	Mercedes AMG GT3 EVO	PROAM	3	39	1:11:12.597	35.248	0.608	152.9	22	1:43.046	162.5
12	63	Oregon Team	ITA	Antoine Doquin	FRA	Artem Petrov	ISR	Lamborghini Huracán GT3 EVO2	PRO	9	39	1:11:17.426	40.077	4.829	152.7	25	1:43.416	161.9
13	65	Team Motopark	DEU	Heiko Neumann	DEU	Lukas Dunner	AUT	Mercedes AMG GT3 EVO	PROAM	4	39	1:11:17.723	40.374	0.297	152.7	20	1:42.767	162.9
14	75	Team ISR	CZE	Filip Salaquarda	CZE	Libor Milota	CZE	Audi R8 LMS GT3 EVO II	PROAM	5	39	1:11:17.899	40.550	0.176	152.7	19	1:42.850	162.8
15	82 *	GetSpeed	DEU	Marcelo Ramírez	MEX	Ralf Aron	EST	Mercedes AMG GT3 EVO	PRO	10	39	1:11:23.075	45.726	5.176	152.5	19	1:42.239	163.8
16	54	CBRX by SPS	DEU	Dexter Müller	CHE	Yannick Mettler	CHE	Mercedes AMG GT3 EVO	PROAM	6	39	1:11:23.551	46.202	0.476	152.5	16	1:43.108	162.4
17	28	BDR Grupo Prom Racing Team	BEL	Amaury Bonduel	FRA	Luis Michael Dörrbecker	MEX	Mercedes AMG GT3 EVO	PRO	11	39	1:11:32.655	55.306	9.104	152.1	17	1:43.519	161.8
18	79	Tsunami RT	SMR	Johannes Zelger	ITA	Fabio Babini	ITA	Porsche 911 GT3 R (992)	PROAM	7	39	1:11:34.174	56.825	1.519	152.1	20	1:43.476	161.8
19	777	Olimp Racing	POL	Marcin Jedliński	POL	Karol Basz	POL	Ferrari 296 GT3	PROAM	8	39	1:11:43.047	1:05.698	8.873	151.8	6	1:43.354	162.0
20	19	Oregon Team	ITA	Robin Rogalski	POL	Filip Ugran	ROU	Lamborghini Huracán GT3 EVO2	PRO	12	39	1:11:45.404	1:08.055	2.357	151.7	26	1:44.462	160.3
21	55	AF Corse	ITA	Laurent De Meeus	BEL	Vincent Abril	FRA	Ferrari 296 GT3	PROAM	9	39	1:11:45.840	1:08.491	0.436	151.7	27	1:43.812	161.3
22	21	AF Corse	ITA	Gino Forgione	CHE	Michele Rugolo	ITA	Ferrari 296 GT3	AM	1	39	1:11:47.687	1:10.338	1.847	151.6	22	1:43.396	162.0
23	18 *	Dinamic GT	ITA	Alexey Nesov	ND	Maksim Kizilov	ND	Porsche 911 GT3 R (992)	PRO	13	39	1:11:55.318	1:17.969	7.631	151.3	19	1:42.302	163.7
24	80	Mertel Motorsport	DEU	Luca Ludwig	DEU	Iván Velasco	ESP	Ferrari 488 GT3 Evo	PROAM	10	39	1:11:56.314	1:18.965	0.996	151.3	21	1:43.684	161.5
25	188	Garage 59	GBR	Mark Sansom	GBR	Miguel Ramos	PRT	McLaren 720S GT3 EVO	AM	2	39	1:11:57.202	1:19.853	0.888	151.3	6	1:44.154	160.8
26	26	Sainteloc Racing	FRA	Michael Blanchemain	FRA	Marcus Påverud	NOR	Audi R8 LMS GT3 EVO II	PROAM	11	39	1:12:05.247	1:27.898	8.045	151.0	4	1:44.821	159.8
27	10	Iron Lynx	ITA	Brenton Grove	AUS	Stephen Grove	AUS	Mercedes AMG GT3 EVO	PROAM	12	39	1:12:39.909	2:02.560	34.662	149.8	5	1:43.516	161.8
28	108	Vimana by GetSpeed	DEU	Ameerh Naran	ZWE	Tom Jackson	GBR	Mercedes AMG GT3 EVO	AM	3	38	1:10:57.412	1 Lap	1 Lap	149.5	7	1:45.719	158.4
29	86	Team Thor	ISL	Audunn Gudmundsson	ISL	Thorvaldur Gissurarson	ISL	Porsche 911 GT3 R (992)	AM	4	35	1:10:54.018	4 Laps	3 Laps	137.8	21	1:44.381	160.4

Not classified: (Requirements: 75% of number laps of leader = 30 Laps)

	5	Olimp Racing	POL	Stanislaw Jedliński	POL	Krystian Korzeniowski	POL	Ferrari 296 GT3	AM	5	7	15:27.142	32 Laps	28 Laps	126.4	2	1:51.556	150.1
	77	BDR Grupo Prom Racing Team	BEL	Alfredo Hernández	MEX			Mercedes AMG GT3 EVO	AM	6	6	11:31.891	33 Laps	1 Lap	145.2	6	1:46.279	157.6

Fastest lap Ramírez - Aron in 1:42.239 at 163.8 Km/h in lap 19

PRO	82 *	GetSpeed	DEU	Marcelo Ramírez	MEX		Ralf Aron	EST		Mercedes AMG GT3 EVO	19	1:42.239	163.8

Published at:.....

Track Temp: **34.0 °C** Air Temp: **22.0 °C** Humidity: **51 %** Track Status: **DRY**

Race Director: Alessandro Ferrari

Timekeeper: Luis García

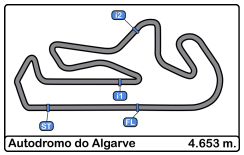

Autodromo Int. do Algarve

International GT Open

Race - 1

Provisional Results

PROAM	31	Car Collection Motorsport	DEU	Hash	USA		Alex Fontana	CHE		Porsche 911 GT3 R (992)	19	1:42.332	163.6
AM	21	AF Corse	ITA	Gino Forgione	CHE		Michele Rugolo	ITA		Ferrari 296 GT3	22	1:43.396	162.0

*** PENALTIES**

STEWARDS DECISION CAR #13 - 5 SECONDS TIME PENALTY TO BE ADDED TO RACE TIME - TRACK LIMITS

STEWARDS DECISION CAR #18 - 5 SECONDS TIME PENALTY TO BE ADDED TO RACE TIME - TRACK LIMITS

STEWARDS DECISION CAR #82 - 5 SECONDS TIME PENALTY TO BE ADDED TO RACE TIME - OVERTAKING OFF TRACK

STEWARDS DECISION CAR #18 - 5 SECONDS TIME PENALTY TO BE ADDED TO RACE TIME - TRACK LIMITS

STEWARDS DECISION CAR #11 - 10 SECONDS TIME PENALTY TO BE ADDED TO RACE TIME - CAUSING A COLLISION

Published at:.....

Track Temp: **34.0 °C** Air Temp: **22.0 °C** Humidity: **51 %** Track Status: **DRY**

Race Director: Alessandro Ferrari

Timekeeper: Luis García

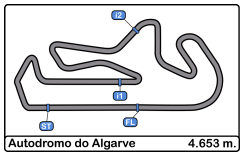

Autodromo Int. do Algarve
International GT Open
Race - 1
Provisional Results by Category

PRO

Cls	Nº	Entrant/Team	Nat	Driver 1	Nat	Driver 2	Nat	Vehicle	Cat	Cl	Laps	Total Time	Gap	Interval	Km/h	Best	Time	Km/h
1	33	Greystone GT	GBR	**Dean Macdonald**	GBR	James Kell	GBR	McLaren 720S GT3 EVO	PRO	1	39	**1:10:37.349**			154.1	15	1:42.635	163.2
2	1	Eastalent Racing	AUT	**Simon Reicher**	AUT	Christopher Haase	DEU	Audi R8 LMS GT3 EVO II	PRO	2	39	**1:10:44.946**	7.597	7.597	153.8	20	1:42.264	163.7
3	9	GetSpeed	DEU	Anthony Bartone	USA	**Fabian Schiller**	DEU	Mercedes AMG GT3 EVO	PRO	3	39	**1:11:00.418**	23.069	15.472	153.3	15	1:42.510	163.4
4	11 *	Team Motopark	DEU	Levente Révész	HUN	**Matteo Cairoli**	ITA	Mercedes AMG GT3 EVO	PRO	4	39	**1:11:01.057**	23.708	0.639	153.3	21	1:42.661	163.1
5	17	Elite Motorsport with Entire Race Engineering	GBR	**Tom Lebbon**	GBR	Tom Emson	GBR	Ferrari 296 GT3	PRO	5	39	**1:11:01.722**	24.373	0.665	153.2	21	1:43.005	162.6
6	4	Optimum Motorsport	GBR	**Michael Porter**	GBR	Zac Meakin	GBR	McLaren 720S GT3 EVO	PRO	6	39	**1:11:02.676**	25.327	0.954	153.2	20	1:43.117	162.4
7	51	AF Corse	ITA	Carl Bennett	THA	**Tommaso Mosca**	ITA	Ferrari 296 GT3	PRO	7	39	**1:11:03.652**	26.303	0.976	153.2	15	1:43.148	162.3
8	13 *	Team Motopark	DEU	Robert Visoiu	ROU	**Niklas Krütten**	DEU	Mercedes AMG GT3 EVO	PRO	8	39	**1:11:09.464**	32.115	5.812	153.0	7	1:43.414	161.9
9	63	Oregon Team	ITA	**Antoine Doquin**	FRA	Artem Petrov	ISR	Lamborghini Huracán GT3 EVO2	PRO	9	39	**1:11:17.426**	40.077	7.962	152.7	25	1:43.416	161.9
10	82 *	GetSpeed	DEU	**Marcelo Ramírez**	MEX	Ralf Aron	EST	Mercedes AMG GT3 EVO	PRO	10	39	**1:11:23.075**	45.726	5.649	152.5	19	1:42.239	163.8
11	28	BDR Grupo Prom Racing Team	BEL	Amaury Bonduel	FRA	**Luis Michael Dörrbecker**	MEX	Mercedes AMG GT3 EVO	PRO	11	39	**1:11:32.655**	55.306	9.580	152.1	17	1:43.519	161.8
12	19	Oregon Team	ITA	Robin Rogalski	POL	**Filip Ugran**	ROU	Lamborghini Huracán GT3 EVO2	PRO	12	39	**1:11:45.404**	1:08.055	12.749	151.7	26	1:44.462	160.3
13	18 *	Dinamic GT	ITA	Alexey Nesov	ND	**Maksim Kizilov**	ND	Porsche 911 GT3 R (992)	PRO	13	39	**1:11:55.318**	1:17.969	9.914	151.3	19	1:42.302	163.7

PROAM

Cls	Nº	Entrant/Team	Nat	Driver 1	Nat	Driver 2	Nat	Vehicle	Cat	Cl	Laps	Total Time	Gap	Interval	Km/h	Best	Time	Km/h
1	20	SPS Automotive Performance	DEU	**Valentin Pierburg**	DEU	Dominik Baumann	AUT	Mercedes AMG GT3 EVO	PROAM	1	39	**1:11:04.975**			153.1	19	1:42.382	163.6
2	31	Car Collection Motorsport	DEU	**Hash**	USA	Alex Fontana	CHE	Porsche 911 GT3 R (992)	PROAM	2	39	**1:11:11.989**	7.014	7.014	152.9	19	1:42.332	163.6
3	6	GetSpeed	DEU	**Steve Jans**	LUX	Aaron Walker	GBR	Mercedes AMG GT3 EVO	PROAM	3	39	**1:11:12.597**	7.622	0.608	152.9	22	1:43.046	162.5
4	65	Team Motopark	DEU	**Heiko Neumann**	DEU	Lukas Dunner	AUT	Mercedes AMG GT3 EVO	PROAM	4	39	**1:11:17.723**	12.748	5.126	152.7	20	1:42.767	162.9
5	75	Team ISR	CZE	Filip Salaquarda	CZE	**Libor Milota**	CZE	Audi R8 LMS GT3 EVO II	PROAM	5	39	**1:11:17.899**	12.924	0.176	152.7	19	1:42.850	162.8
6	54	CBRX by SPS	DEU	Dexter Müller	CHE	**Yannick Mettler**	CHE	Mercedes AMG GT3 EVO	PROAM	6	39	**1:11:23.551**	18.576	5.652	152.5	16	1:43.108	162.4
7	79	Tsunami RT	SMR	**Johannes Zelger**	ITA	Fabio Babini	ITA	Porsche 911 GT3 R (992)	PROAM	7	39	**1:11:34.174**	29.199	10.623	152.1	20	1:43.476	161.8
8	777	Olimp Racing	POL	Marcin Jedliński	POL	**Karol Basz**	POL	Ferrari 296 GT3	PROAM	8	39	**1:11:43.047**	38.072	8.873	151.8	6	1:43.354	162.0
9	55	AF Corse	ITA	**Laurent De Meeus**	BEL	Vincent Abril	FRA	Ferrari 296 GT3	PROAM	9	39	**1:11:45.840**	40.865	2.793	151.7	27	1:43.812	161.3
10	80	Mertel Motorsport	DEU	**Luca Ludwig**	DEU	Iván Velasco	ESP	Ferrari 488 GT3 Evo	PROAM	10	39	**1:11:56.314**	51.339	10.474	151.3	21	1:43.684	161.5
11	26	Sainteloc Racing	FRA	Michael Blanchemain	FRA	**Marcus Påverud**	NOR	Audi R8 LMS GT3 EVO II	PROAM	11	39	**1:12:05.247**	1:00.272	8.933	151.0	4	1:44.821	159.8
12	10	Iron Lynx	ITA	**Brenton Grove**	AUS	Stephen Grove	AUS	Mercedes AMG GT3 EVO	PROAM	12	39	**1:12:39.909**	1:34.934	34.662	149.8	5	1:43.516	161.8

AM

Cls	Nº	Entrant/Team	Nat	Driver 1	Nat	Driver 2	Nat	Vehicle	Cat	Cl	Laps	Total Time	Gap	Interval	Km/h	Best	Time	Km/h
1	21	AF Corse	ITA	**Gino Forgione**	CHE	Michele Rugolo	ITA	Ferrari 296 GT3	AM	1	39	**1:11:47.687**			151.6	22	1:43.396	162.0
2	188	Garage 59	GBR	Mark Sansom	GBR	**Miguel Ramos**	PRT	McLaren 720S GT3 EVO	AM	2	39	**1:11:57.202**	9.515	9.515	151.3	6	1:44.154	160.8

Published at:.....

Track Temp: **34.0 °C** Air Temp: **22.0 °C** Humidity: **51 %** Track Status: **DRY**

Race Director: Alessandro Ferrari

Timekeeper: Luis García

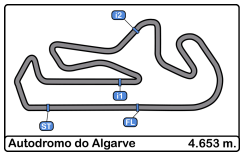

Autodromo Int. do Algarve

International GT Open

Race - 1

Provisional Results by Category

AM

Cls	Nº	Entrant/Team	Nat	Driver 1	Nat	Driver 2	Nat	Vehicle	Cat	Cl	Laps	Total Time	Gap	Interval	Km/h	Best	Time	Km/h
3	**108**	Vimana by GetSpeed	DEU	**Ameerh Naran**	ZWE	Tom Jackson	GBR	Mercedes AMG GT3 EVO	AM	3	38	**1:10:57.412**	1 Lap	1 Lap	149.5	7	1:45.719	158.4
4	**86**	Team Thor	ISL	**Audunn Gudmundsson**	ISL	Thorvaldur Gissurarson	ISL	Porsche 911 GT3 R (992)	AM	4	35	**1:10:54.018**	4 Laps	3 Laps	137.8	21	1:44.381	160.4
Not classified: (Requirements: 75% of number laps of leader = 30 Laps)																		
	5	Olimp Racing	POL	**Stanislaw Jedliński**	POL	Krystian Korzeniowski	POL	Ferrari 296 GT3	AM	5	7	**15:27.142**	32 Laps	28 Laps	126.4	2	1:51.556	150.1
	77	BDR Grupo Prom Racing Team	BEL	Alfredo Hernández	MEX			Mercedes AMG GT3 EVO	AM	6	6	**11:31.891**	33 Laps	1 Lap	145.2	6	1:46.279	157.6

Fastest lap Ramírez - Aron in 1:42.239 at 163.8 Km/h in lap 19

*** PENALTIES**

STEWARDS DECISION CAR #13 - 5 SECONDS TIME PENALTY TO BE ADDED TO RACE TIME - TRACK LIMITS

STEWARDS DECISION CAR #18 - 5 SECONDS TIME PENALTY TO BE ADDED TO RACE TIME - TRACK LIMITS

STEWARDS DECISION CAR #82 - 5 SECONDS TIME PENALTY TO BE ADDED TO RACE TIME - OVERTAKING OFF TRACK

STEWARDS DECISION CAR #18 - 5 SECONDS TIME PENALTY TO BE ADDED TO RACE TIME - TRACK LIMITS

STEWARDS DECISION CAR #11 - 10 SECONDS TIME PENALTY TO BE ADDED TO RACE TIME - CAUSING A COLLISION

Published at:.....

Track Temp: **34.0 °C** Air Temp: **22.0 °C** Humidity: **51 %** Track Status: **DRY**

Race Director: Alessandro Ferrari

Timekeeper: Luis García

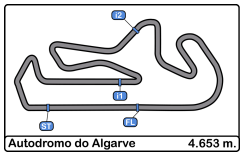

Autodromo do Algarve 4.653 m.

Autodromo Int. do Algarve
International GT Open
Race - 1
Provisional Classification by Driver Fastest Lap

Cl	Nº	Entrant/Team	Nat	Vehicle	Driver	Nat	Cat	Cl	Laps	Best	Time	Gap	Interval	Km/h
1	82	GetSpeed	DEU	Mercedes AMG GT3 EVO	Marcelo Ramírez	EST	PRO	1	24	4	1:42.239			163.8
2	1	Eastalent Racing	AUT	Audi R8 LMS GT3 EVO II	Simon Reicher	DEU	PRO	2	24	5	1:42.264	0.025	0.025	163.7
3	18	Dinamic GT	ITA	Porsche 911 GT3 R (992)	Maksim Kizilov	ND	PRO	3	24	4	1:42.302	0.063	0.038	163.7
4	31	Car Collection Motorsport	DEU	Porsche 911 GT3 R (992)	Hash	CHE	PROAM	1	24	4	1:42.332	0.093	0.030	163.6
5	20	SPS Automotive Performance	DEU	Mercedes AMG GT3 EVO	Valentin Pierburg	AUT	PROAM	2	24	4	1:42.382	0.143	0.050	163.6
6	9	GetSpeed	DEU	Mercedes AMG GT3 EVO	Fabian Schiller	DEU	PRO	4	22	15	1:42.510	0.271	0.128	163.4
7	33	Greystone GT	GBR	McLaren 720S GT3 EVO	Dean Macdonald	GBR	PRO	5	22	15	1:42.635	0.396	0.125	163.2
8	33	Greystone GT	GBR	McLaren 720S GT3 EVO	Dean Macdonald	GBR	PRO	6	17	5	1:42.653	0.414	0.018	163.1
9	11	Team Motopark	DEU	Mercedes AMG GT3 EVO	Matteo Cairoli	ITA	PRO	7	22	21	1:42.661	0.422	0.008	163.1
10	65	Team Motopark	DEU	Mercedes AMG GT3 EVO	Heiko Neumann	AUT	PROAM	3	24	5	1:42.767	0.528	0.106	162.9
11	75	Team ISR	CZE	Audi R8 LMS GT3 EVO II	Libor Milota	CZE	PROAM	4	24	4	1:42.850	0.611	0.083	162.8
12	11	Team Motopark	DEU	Mercedes AMG GT3 EVO	Matteo Cairoli	HUN	PRO	8	17	2	1:42.944	0.705	0.094	162.7
13	17	Elite Motorsport with Entire Race Engineering	GBR	Ferrari 296 GT3	Tom Lebbon	GBR	PRO	9	21	3	1:43.005	0.766	0.061	162.6
14	6	GetSpeed	DEU	Mercedes AMG GT3 EVO	Steve Jans	GBR	PROAM	5	22	5	1:43.046	0.807	0.041	162.5
15	54	CBRX by SPS	DEU	Mercedes AMG GT3 EVO	Yannick Mettler	CHE	PROAM	6	22	16	1:43.108	0.869	0.062	162.4
16	4	Optimum Motorsport	GBR	McLaren 720S GT3 EVO	Michael Porter	GBR	PRO	10	21	2	1:43.117	0.878	0.009	162.4
17	51	AF Corse	ITA	Ferrari 296 GT3	Tommaso Mosca	ITA	PRO	11	22	15	1:43.148	0.909	0.031	162.3
18	777	Olimp Racing	POL	Ferrari 296 GT3	Karol Basz	POL	PROAM	7	22	6	1:43.354	1.115	0.206	162.0
19	21	AF Corse	ITA	Ferrari 296 GT3	Gino Forgione	ITA	AM	1	24	7	1:43.396	1.157	0.042	162.0
20	4	Optimum Motorsport	GBR	McLaren 720S GT3 EVO	Michael Porter	GBR	PRO	12	18	6	1:43.412	1.173	0.016	161.9
21	13	Team Motopark	DEU	Mercedes AMG GT3 EVO	Niklas Krütten	DEU	PRO	13	20	7	1:43.414	1.175	0.002	161.9
22	63	Oregon Team	ITA	Lamborghini Huracán GT3 EVO2	Antoine Doquin	ISR	PRO	14	23	9	1:43.416	1.177	0.002	161.9
23	13	Team Motopark	DEU	Mercedes AMG GT3 EVO	Niklas Krütten	ROU	PRO	15	19	13	1:43.453	1.214	0.037	161.9
24	79	Tsunami RT	SMR	Porsche 911 GT3 R (992)	Johannes Zelger	ITA	PROAM	8	24	5	1:43.476	1.237	0.023	161.8
25	9	GetSpeed	DEU	Mercedes AMG GT3 EVO	Fabian Schiller	USA	PRO	16	17	4	1:43.504	1.265	0.028	161.8
26	10	Iron Lynx	ITA	Mercedes AMG GT3 EVO	Brenton Grove	AUS	PROAM	9	22	5	1:43.516	1.277	0.012	161.8
27	28	BDR Grupo Prom Racing Team	BEL	Mercedes AMG GT3 EVO	Luis Michael Dörrbecker	FRA	PRO	17	24	2	1:43.519	1.280	0.003	161.8
28	51	AF Corse	ITA	Ferrari 296 GT3	Tommaso Mosca	THA	PRO	18	17	13	1:43.525	1.286	0.006	161.8
29	6	GetSpeed	DEU	Mercedes AMG GT3 EVO	Steve Jans	LUX	PROAM	10	17	6	1:43.546	1.307	0.021	161.7
30	17	Elite Motorsport with Entire Race Engineering	GBR	Ferrari 296 GT3	Tom Lebbon	GBR	PRO	19	18	6	1:43.555	1.316	0.009	161.7
31	1	Eastalent Racing	AUT	Audi R8 LMS GT3 EVO II	Simon Reicher	AUT	PRO	20	15	6	1:43.564	1.325	0.009	161.7
32	80	Mertel Motorsport	DEU	Ferrari 488 GT3 Evo	Luca Ludwig	DEU	PROAM	11	22	21	1:43.684	1.445	0.120	161.5
33	55	AF Corse	ITA	Ferrari 296 GT3	Laurent De Meeus	FRA	PROAM	12	24	12	1:43.812	1.573	0.128	161.3
34	63	Oregon Team	ITA	Lamborghini Huracán GT3 EVO2	Antoine Doquin	FRA	PRO	21	16	5	1:43.931	1.692	0.119	161.1
35	188	Garage 59	GBR	McLaren 720S GT3 EVO	Miguel Ramos	PRT	AM	2	21	6	1:44.154	1.915	0.223	160.8
36	86	Team Thor	ISL	Porsche 911 GT3 R (992)	Audunn Gudmundss	ISL	AM	3	22	21	1:44.381	2.142	0.227	160.4
37	19	Oregon Team	ITA	Lamborghini Huracán GT3 EVO2	Filip Ugran	POL	PRO	22	20	7	1:44.462	2.223	0.081	160.3
38	54	CBRX by SPS	DEU	Mercedes AMG GT3 EVO	Yannick Mettler	CHE	PROAM	13	17	13	1:44.498	2.259	0.036	160.2
39	75	Team ISR	CZE	Audi R8 LMS GT3 EVO II	Libor Milota	CZE	PROAM	14	15	14	1:44.550	2.311	0.052	160.2
40	777	Olimp Racing	POL	Ferrari 296 GT3	Karol Basz	POL	PROAM	15	17	8	1:44.631	2.392	0.081	160.0
41	80	Mertel Motorsport	DEU	Ferrari 488 GT3 Evo	Luca Ludwig	ESP	PROAM	16	17	2	1:44.642	2.403	0.011	160.0
42	20	SPS Automotive Performance	DEU	Mercedes AMG GT3 EVO	Valentin Pierburg	DEU	PROAM	17	15	4	1:44.721	2.482	0.079	159.9
43	26	Sainteloc Racing	FRA	Audi R8 LMS GT3 EVO II	Marcus Påverud	NOR	PROAM	18	18	4	1:44.821	2.582	0.100	159.8
44	28	BDR Grupo Prom Racing Team	BEL	Mercedes AMG GT3 EVO	Luis Michael Dörrbecker	MEX	PRO	23	15	14	1:44.836	2.597	0.015	159.7
45	26	Sainteloc Racing	FRA	Audi R8 LMS GT3 EVO II	Marcus Påverud	FRA	PROAM	19	21	7	1:44.837	2.598	0.001	159.7
46	10	Iron Lynx	ITA	Mercedes AMG GT3 EVO	Brenton Grove	AUS	PROAM	20	17	4	1:44.875	2.636	0.038	159.7
47	65	Team Motopark	DEU	Mercedes AMG GT3 EVO	Heiko Neumann	DEU	PROAM	21	15	13	1:44.986	2.747	0.111	159.5
48	19	Oregon Team	ITA	Lamborghini Huracán GT3 EVO2	Filip Ugran	ROU	PRO	24	19	13	1:45.010	2.771	0.024	159.5
49	82	GetSpeed	DEU	Mercedes AMG GT3 EVO	Marcelo Ramírez	MEX	PRO	25	15	7	1:45.181	2.942	0.171	159.2
50	188	Garage 59	GBR	McLaren 720S GT3 EVO	Miguel Ramos	GBR	AM	4	18	10	1:45.192	2.953	0.011	159.2
51	18	Dinamic GT	ITA	Porsche 911 GT3 R (992)	Maksim Kizilov	ND	PRO	26	15	7	1:45.223	2.984	0.031	159.1
52	79	Tsunami RT	SMR	Porsche 911 GT3 R (992)	Johannes Zelger	ITA	PROAM	22	15	6	1:45.361	3.122	0.138	158.9
53	21	AF Corse	ITA	Ferrari 296 GT3	Gino Forgione	CHE	AM	5	15	6	1:45.364	3.125	0.003	158.9
54	31	Car Collection Motorsport	DEU	Porsche 911 GT3 R (992)	Hash	USA	PROAM	23	15	7	1:45.376	3.137	0.012	158.9
55	108	Vimana by GetSpeed	DEU	Mercedes AMG GT3 EVO	Ameerh Naran	ZWE	AM	6	15	7	1:45.719	3.480	0.343	158.4
56	55	AF Corse	ITA	Ferrari 296 GT3	Laurent De Meeus	BEL	PROAM	24	15	14	1:45.777	3.538	0.058	158.3
57	108	Vimana by GetSpeed	DEU	Mercedes AMG GT3 EVO	Ameerh Naran	GBR	AM	7	23	10	1:45.986	3.747	0.209	158.0
58	77	BDR Grupo Prom Racing Team	BEL	Mercedes AMG GT3 EVO	Alfredo Hernández	MEX	AM	8	6	6	1:46.279	4.040	0.293	157.6
59	86	Team Thor	ISL	Porsche 911 GT3 R (992)	Audunn Gudmundss	ISL	AM	9	13	10	1:46.760	4.521	0.481	156.9
60	5	Olimp Racing	POL	Ferrari 296 GT3	Stanislaw Jedliński	POL	AM	10	7	2	1:51.556	9.317	4.796	150.1

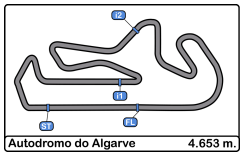

Autodromo Int. do Algarve
International GT Open
Race - 1
Distance and Speed Average

Cls	Nº	Entrant/Team	Nat	Driver 1	Nat	Driver 2	Nat	Vehicle	Cat	Cls	Laps	Distance	Total Time	Km/h
1	33	Greystone GT	GBR	Dean Macdonald	GBR	James Kell	GBR	McLaren 720S GT3 EVO	PRO	1	39	181.46	1:10:37.349	154.1
2	1	Eastalent Racing	AUT	Simon Reicher	AUT	Christopher Haase	DEU	Audi R8 LMS GT3 EVO II	PRO	2	39	181.46	1:10:44.946	153.8
3	9	GetSpeed	DEU	Anthony Bartone	USA	Fabian Schiller	DEU	Mercedes AMG GT3 EVO	PRO	3	39	181.46	1:11:00.418	153.3
4	11	Team Motopark	DEU	Levente Révész	HUN	Matteo Cairoli	ITA	Mercedes AMG GT3 EVO	PRO	4	39	181.46	1:11:01.057	153.3
5	17	Elite Motorsport with Entire Race Engineering	GBR	Tom Lebbon	GBR	Tom Emson	GBR	Ferrari 296 GT3	PRO	5	39	181.46	1:11:01.722	153.2
6	4	Optimum Motorsport	GBR	Michael Porter	GBR	Zac Meakin	GBR	McLaren 720S GT3 EVO	PRO	6	39	181.46	1:11:02.676	153.2
7	51	AF Corse	ITA	Carl Bennett	THA	Tommaso Mosca	ITA	Ferrari 296 GT3	PRO	7	39	181.46	1:11:03.652	153.2
8	20	SPS Automotive Performance	DEU	Valentin Pierburg	DEU	Dominik Baumann	AUT	Mercedes AMG GT3 EVO	PROAM	1	39	181.46	1:11:04.975	153.1
9	13	Team Motopark	DEU	Robert Visoiu	ROU	Niklas Krütten	DEU	Mercedes AMG GT3 EVO	PRO	8	39	181.46	1:11:09.464	153.0
10	31	Car Collection Motorsport	DEU	Hash	USA	Alex Fontana	CHE	Porsche 911 GT3 R (992)	PROAM	2	39	181.46	1:11:11.989	152.9
11	6	GetSpeed	DEU	Steve Jans	LUX	Aaron Walker	GBR	Mercedes AMG GT3 EVO	PROAM	3	39	181.46	1:11:12.597	152.9
12	63	Oregon Team	ITA	Antoine Doquin	FRA	Artem Petrov	ISR	Lamborghini Huracán GT3 EVO2	PRO	9	39	181.46	1:11:17.426	152.7
13	65	Team Motopark	DEU	Heiko Neumann	DEU	Lukas Dunner	AUT	Mercedes AMG GT3 EVO	PROAM	4	39	181.46	1:11:17.723	152.7
14	75	Team ISR	CZE	Filip Salaquarda	CZE	Libor Milota	CZE	Audi R8 LMS GT3 EVO II	PROAM	5	39	181.46	1:11:17.899	152.7
15	82	GetSpeed	DEU	Marcelo Ramírez	MEX	Ralf Aron	EST	Mercedes AMG GT3 EVO	PRO	10	39	181.46	1:11:23.075	152.5
16	54	CBRX by SPS	DEU	Dexter Müller	CHE	Yannick Mettler	CHE	Mercedes AMG GT3 EVO	PROAM	6	39	181.46	1:11:23.551	152.5
17	28	BDR Grupo Prom Racing Team	BEL	Amaury Bonduel	FRA	Luis Michael Dörrbecker	MEX	Mercedes AMG GT3 EVO	PRO	11	39	181.46	1:11:32.655	152.1
18	79	Tsunami RT	SMR	Johannes Zelger	ITA	Fabio Babini	ITA	Porsche 911 GT3 R (992)	PROAM	7	39	181.46	1:11:34.174	152.1
19	777	Olimp Racing	POL	Marcin Jedliński	POL	Karol Basz	POL	Ferrari 296 GT3	PROAM	8	39	181.46	1:11:43.047	151.8
20	19	Oregon Team	ITA	Robin Rogalski	POL	Filip Ugran	ROU	Lamborghini Huracán GT3 EVO2	PRO	12	39	181.46	1:11:45.404	151.7
21	55	AF Corse	ITA	Laurent De Meeus	BEL	Vincent Abril	FRA	Ferrari 296 GT3	PROAM	9	39	181.46	1:11:45.840	151.7
22	21	AF Corse	ITA	Gino Forgione	CHE	Michele Rugolo	ITA	Ferrari 296 GT3	AM	1	39	181.46	1:11:47.687	151.6
23	18	Dinamic GT	ITA	Alexey Nesov	ND	Maksim Kizilov	ND	Porsche 911 GT3 R (992)	PRO	13	39	181.46	1:11:55.318	151.3
24	80	Mertel Motorsport	DEU	Luca Ludwig	DEU	Iván Velasco	ESP	Ferrari 488 GT3 Evo	PROAM	10	39	181.46	1:11:56.314	151.3
25	188	Garage 59	GBR	Mark Sansom	GBR	Miguel Ramos	PRT	McLaren 720S GT3 EVO	AM	2	39	181.46	1:11:57.202	151.3
26	26	Sainteloc Racing	FRA	Michael Blanchemain	FRA	Marcus Påverud	NOR	Audi R8 LMS GT3 EVO II	PROAM	11	39	181.46	1:12:05.247	151.0
27	10	Iron Lynx	ITA	Brenton Grove	AUS	Stephen Grove	AUS	Mercedes AMG GT3 EVO	PROAM	12	39	181.46	1:12:39.909	149.8
28	108	Vimana by GetSpeed	DEU	Ameerh Naran	ZWE	Tom Jackson	GBR	Mercedes AMG GT3 EVO	AM	3	38	176.81	1:10:57.412	149.5
29	86	Team Thor	ISL	Audunn Gudmundsson	ISL	Thorvaldur Gissurarson	ISL	Porsche 911 GT3 R (992)	AM	4	35	162.85	1:10:54.018	137.8
Not classified: (Requirements: 75% of number laps of leader = 30 Laps)														
	5	Olimp Racing	POL	Stanislaw Jedliński	POL	Krystian Korzeniowski	POL	Ferrari 296 GT3	AM	5	7	32.57	15:27.142	126.4
	77	BDR Grupo Prom Racing Team	BEL	Alfredo Hernández	MEX			Mercedes AMG GT3 EVO	AM	6	6	27.91	11:31.891	145.2

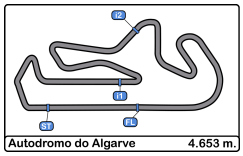

Autodromo Int. do Algarve
International GT Open
Race - 1
Lap Analysis

1 — Simon Reicher — Audi R8 LMS GT3 EVO II
PRO — Christopher Haase — Eastalent Racing

Lap	D	Time	Sector 1	Sector 2	Sector 3	T. Spd	Elapsed
1	1	1:54.461	40.875	34.181	39.405	209.7	1:54.461
2	1	1:45.846	33.108	33.090	39.648	259.6	3:40.307
3	1	1:44.729	33.404	32.744	38.581	252.9	5:25.036
4	1	1:43.714	32.527	32.690	38.497	257.1	7:08.750
5	1	1:43.635	32.514	32.674	38.447	257.1	8:52.385
6	1	1:43.564	32.432	32.672	38.460	256.5	10:35.949
7	1	1:43.766	32.672	32.675	38.419	257.1	12:19.715
8	1	1:46.772	32.579	32.674	41.519	256.5	14:06.487
9	1	2:25.529	49.206	42.543	53.780	216.8	16:32.016
10	1	2:22.686	48.876	41.993	51.817	164.6	18:54.702
11	1	2:20.092	42.706	39.231	58.155	215.5	21:14.794
12	1	1:45.324	32.953	33.134	39.237	258.3	23:00.118
13	1	1:44.262	32.669	32.813	38.780	260.2	24:44.380
14	1	1:43.999	32.460	32.812	38.727	260.2	26:28.379
15	1	1:48.740 P	32.472	32.834	43.434	258.9	28:17.119
16	2	2:57.260	1:46.891	32.197	38.172		31:14.379
17	2	1:42.797	32.408	32.401	37.988	253.5	32:57.176
18	2	1:42.403	32.308	32.173	37.922	254.7	34:39.579
19	2	1:42.824	32.323	32.263	38.238	255.9	36:22.403
20	2	1:42.264	32.197	32.163	37.904	255.9	38:04.667
21	2	1:42.812	32.309	32.254	38.249	256.5	39:47.479
22	2	1:42.419	32.218	32.138	38.063	256.5	41:29.898
23	2	1:43.147	32.442	32.344	38.361	255.3	43:13.045
24	2	1:42.750	32.354	32.239	38.157	256.5	44:55.795
25	2	1:42.539	32.159	32.311	38.069	257.7	46:38.334
26	2	1:42.573	32.267	32.250	38.056	258.3	48:20.907
27	2	1:42.824	32.330	32.366	38.128	257.7	50:03.731
28	2	1:43.064	32.450	32.350	38.264	257.7	51:46.795
29	2	1:43.372	32.401	32.490	38.481	257.1	53:30.167
30	2	1:43.423	32.327	32.584	38.512	258.3	55:13.590
31	2	1:43.641	32.485	32.632	38.524	260.8	56:57.231
32	2	1:43.837	32.565	32.704	38.568	260.8	58:41.068
33	2	1:43.950	32.585	32.613	38.752	260.2	1:00:25.018
34	2	1:44.235	32.579	32.629	39.027	257.7	1:02:09.253
35	2	1:43.123	32.358	32.565	38.200	255.3	1:03:52.376
36	2	1:43.221	32.610	32.356	38.255	255.9	1:05:35.597
37	2	1:43.081	32.432	32.531	38.118	257.1	1:07:18.678
38	2	1:43.255	32.502	32.398	38.355	255.3	1:09:01.933
39	2	1:43.013	32.313	32.478	38.222	255.3	1:10:44.946

4 — Michael Porter — McLaren 720S GT3 EVO
PRO — Zac Meakin — Optimum Motorsport

Lap	D	Time	Sector 1	Sector 2	Sector 3	T. Spd	Elapsed
1	1	1:53.033	39.771	33.740	39.522	201.4	1:53.033
2	1	1:44.279	32.878	32.888	38.513	257.7	3:37.312
3	1	1:43.848	32.590	32.793	38.465	257.1	5:21.160
4	1	1:43.538	32.456	32.666	38.416	257.7	7:04.698
5	1	1:43.648	32.515	32.863	38.270	257.7	8:48.346
6	1	1:43.412	32.414	32.772	38.226	258.9	10:31.758
7	1	1:43.442	32.442	32.771	38.229	258.3	12:15.200
8	1	1:45.867	32.456	32.853	40.558	258.9	14:01.067
9	1	2:27.192	50.166	43.867	53.159	232.2	16:28.259
10	1	2:22.807	49.227	42.845	50.735	203.7	18:51.066
11	1	2:21.954	41.812	41.181	58.961	210.9	21:13.020
12	1	1:45.180	33.403	33.266	38.511	255.9	22:58.200
13	1	1:43.869	32.502	33.057	38.310	257.7	24:42.069
14	1	1:43.693	32.419	33.023	38.251	260.2	26:25.762
15	1	1:43.620	32.372	33.116	38.132	260.2	28:09.382
16	1	1:43.940	32.660	32.937	38.343	259.6	29:53.322
17	1	1:45.007	32.776	33.293	38.938	259.6	31:38.329
18	1	1:49.567 P	32.942	32.980	43.645	258.9	33:27.896
19	2	2:57.759	1:46.773	32.883	38.103		36:25.655
20	2	1:43.117	32.456	32.486	38.175	255.3	38:08.772
21	2	1:43.603	32.521	32.706	38.376	255.9	39:52.375
22	2	1:43.419	32.473	32.682	38.264	254.1	41:35.794
23	2	1:43.521	32.505	32.667	38.349	254.1	43:19.315
24	2	1:43.848	32.541	32.897	38.410	258.3	45:03.163
25	2	1:45.979	32.854	33.531	39.594	258.3	46:49.142
26	2	1:44.489	33.287	33.001	38.201	255.3	48:33.631
27	2	1:43.841	32.790	32.843	38.208	256.5	50:17.472
28	2	1:43.625	32.431	32.865	38.329	254.7	52:01.097
29	2	1:43.826	32.428	33.009	38.389	255.3	53:44.923
30	2	1:43.904	32.418	33.058	38.428	255.9	55:28.827
31	2	1:43.438	32.369	32.958	38.111	256.5	57:12.265
32	2	1:43.589	32.335	32.888	38.366	257.1	58:55.854
33	2	1:43.849	32.447	33.024	38.378	257.1	1:00:39.703
34	2	1:43.996	32.531	32.931	38.534	256.5	1:02:23.699
35	2	1:43.574	32.415	32.831	38.328	256.5	1:04:07.273
36	2	1:43.593	32.472	32.791	38.330	257.1	1:05:50.866
37	2	1:43.888	32.397	33.103	38.388	257.7	1:07:34.754
38	2	1:44.050	32.647	32.874	38.529	256.5	1:09:18.804
39	2	1:43.872	32.417	32.986	38.469	257.1	1:11:02.676

5 — Stanislaw Jedliński — Ferrari 296 GT3
AM — Krystian Korzeniowski — Olimp Racing

Lap	D	Time	Sector 1	Sector 2	Sector 3	T. Spd	Elapsed
1	1	2:05.735	47.052	36.471	42.212	218.6	2:05.735
2	1	1:51.556	34.379	35.051	42.126	252.3	3:57.291
3	1	1:53.804	35.528	35.997	42.279	250.5	5:51.095
4	1	1:52.375	35.218	35.653	41.504	248.8	7:43.470
5	1	1:53.112	35.322	35.599	42.191	247.7	9:36.582
6	1	1:54.019	35.399	36.410	42.210	247.7	11:30.601
7	1	3:56.541 P	1:13.370	1:20.855	1:22.316	243.2	15:27.142

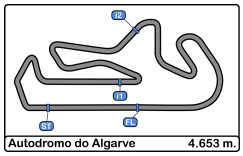

Autodromo Int. do Algarve
International GT Open
Race - 1
Lap Analysis

6 Steve Jans — Mercedes AMG GT3 EVO
PROAM — Aaron Walker — GetSpeed

Lap	D	Time	Sector 1	Sector 2	Sector 3	T. Spd	Elapsed
1	1	1:54.010	40.490	34.202	39.318	208.8	1:54.010
2	1	1:46.280	33.053	33.269	39.958	257.1	3:40.290
3	1	1:45.307	33.920	32.867	38.520	252.3	5:25.597
4	1	1:44.309	33.071	32.893	38.345	257.1	7:09.906
5	1	1:43.875	32.622	32.674	38.579	256.5	8:53.781
6	1	1:43.546	32.531	32.655	38.360	255.3	10:37.327
7	1	1:43.719	32.637	32.756	38.326	256.5	12:21.046
8	1	1:46.431	32.698	32.775	40.958	254.7	14:07.477
9	1	2:25.641	48.936	42.604	54.101	212.5	16:33.118
10	1	2:22.349	48.745	41.624	51.980	191.4	18:55.467
11	1	2:19.812	42.411	39.544	57.857	210.5	21:15.279
12	1	1:45.641	33.666	33.187	38.788	252.9	23:00.920
13	1	1:44.671	33.031	33.083	38.557	258.3	24:45.591
14	1	1:44.251	32.720	32.991	38.540	259.6	26:29.842
15	1	1:44.564	32.697	32.971	38.896	259.6	28:14.406
16	1	1:43.779	32.611	32.826	38.342	257.7	29:58.185
17	1	1:51.342 P	33.196	33.382	44.764	257.1	31:49.527
18	2	2:58.643	1:47.490	33.031	38.122		34:48.170
19	2	1:43.581	32.477	32.949	38.155	255.9	36:31.751
20	2	1:43.667	32.756	32.731	38.180	255.9	38:15.418
21	2	1:43.529	32.611	32.775	38.143	255.9	39:58.947
22	2	1:43.046	32.242	32.699	38.105	255.9	41:41.993
23	2	1:43.994	33.137	32.721	38.136	255.3	43:25.987
24	2	1:43.262	32.395	32.681	38.186	255.9	45:09.249
25	2	1:44.208	32.393	32.761	39.054	257.7	46:53.457
26	2	1:43.397	32.405	32.829	38.163	257.1	48:36.854
27	2	1:44.356	32.478	33.265	38.613	258.3	50:21.210
28	2	1:45.110	32.939	33.379	38.792	257.1	52:06.320
29	2	1:44.218	32.488	33.170	38.560	255.3	53:50.538
30	2	1:44.006	32.473	33.031	38.502	255.3	55:34.544
31	2	1:45.272	32.397	34.218	38.657	255.9	57:19.816
32	2	1:43.761	32.565	32.948	38.248	258.3	59:03.577
33	2	1:43.828	32.474	32.960	38.394	257.1	1:00:47.405
34	2	1:43.542	32.528	32.801	38.213	255.3	1:02:30.947
35	2	1:43.511	32.359	32.895	38.257	256.5	1:04:14.458
36	2	1:43.956	32.686	32.660	38.610	256.5	1:05:58.414
37	2	1:44.452	32.622	32.875	38.955	255.9	1:07:42.866
38	2	1:44.347	32.559	32.725	39.063	253.5	1:09:27.213
39	2	1:45.384	33.318	33.654	38.412	254.7	1:11:12.597

9 Anthony Bartone — Mercedes AMG GT3 EVO
PRO — Fabian Schiller — GetSpeed

Lap	D	Time	Sector 1	Sector 2	Sector 3	T. Spd	Elapsed
1	2	1:49.173	37.982	32.958	38.233	201.1	1:49.173
2	2	1:43.706	32.447	32.881	38.378	254.1	3:32.879
3	2	1:43.337	32.402	32.686	38.249	254.7	5:16.216
4	2	1:43.040	32.248	32.601	38.191	254.1	6:59.256
5	2	1:42.915	32.237	32.543	38.135	254.7	8:42.171
6	2	1:42.900	32.182	32.506	38.212	255.9	10:25.071
7	2	1:42.928	32.245	32.526	38.157	254.1	12:07.999
8	2	1:43.524	32.377	32.686	38.461	254.7	13:51.523
9	2	2:31.555	52.678	46.138	52.739	220.8	16:23.078
10	2	2:23.293	48.376	43.724	51.193	160.2	18:46.371
11	2	2:24.170	41.266	41.791	1:01.113	213.0	21:10.541
12	2	1:43.384	32.427	32.788	38.169	252.9	22:53.925
13	2	1:42.980	32.302	32.581	38.097	255.9	24:36.905
14	2	1:42.595	32.174	32.453	37.968	256.5	26:19.500
15	2	1:42.510	32.051	32.526	37.933	257.1	28:02.010
16	2	1:42.794	32.238	32.465	38.091	255.3	29:44.804
17	2	1:42.758	32.350	32.447	37.961	255.3	31:27.562
18	2	1:42.848	32.038	32.452	38.358	257.1	33:10.410
19	2	1:42.723	32.152	32.566	38.005	257.1	34:53.133
20	2	1:42.567	31.990	32.480	38.097	258.9	36:35.700
21	2	1:42.517	32.104	32.355	38.058	259.6	38:18.217
22	2	1:47.508 P	32.251	32.540	42.717	259.6	40:05.725
23	1	3:01.390	1:50.042	32.881	38.467		43:07.115
24	1	1:43.779	32.652	32.993	38.134	254.7	44:50.894
25	1	1:43.713	32.740	32.756	38.217	256.5	46:34.607
26	1	1:43.504	32.387	32.755	38.362	256.5	48:18.111
27	1	1:43.591	32.316	32.829	38.446	255.3	50:01.702
28	1	1:43.640	32.480	32.702	38.458	254.1	51:45.342
29	1	1:43.765	32.518	32.964	38.283	255.3	53:29.107
30	1	1:43.597	32.426	32.853	38.318	254.7	55:12.704
31	1	1:43.740	32.517	32.846	38.377	255.9	56:56.444
32	1	1:43.971	32.538	32.933	38.500	257.1	58:40.415
33	1	1:44.094	32.415	32.970	38.709	255.9	1:00:24.509
34	1	1:45.051	32.716	32.815	39.520	255.3	1:02:09.560
35	1	1:44.255	32.694	32.909	38.652	256.5	1:03:53.815
36	1	1:54.338	42.205	33.431	38.702	257.7	1:05:48.153
37	1	1:44.096	32.727	32.904	38.465	255.3	1:07:32.249
38	1	1:44.217	32.678	32.943	38.596	255.3	1:09:16.466
39	1	1:43.952	32.534	32.915	38.503	255.3	1:11:00.418

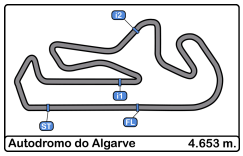

Autodromo Int. do Algarve
International GT Open
Race - 1
Lap Analysis

10 — Brenton Grove — Mercedes AMG GT3 EVO
PROAM — Stephen Grove — Iron Lynx

Lap	D	Time	Sector 1	Sector 2	Sector 3	T. Spd	Elapsed
1	1	1:52.169	39.072	33.753	39.344	206.8	1:52.169
2	1	1:47.321	32.966	34.949	39.406	254.1	3:39.490
3	1	1:44.120	32.662	32.946	38.512	253.5	5:23.610
4	1	1:43.847	32.438	32.995	38.414	254.1	7:07.457
5	1	1:43.516	32.438	32.800	38.278	253.5	8:50.973
6	1	1:43.703	32.541	32.808	38.354	256.5	10:34.676
7	1	1:43.797	32.497	32.777	38.523	253.5	12:18.473
8	1	1:47.476	32.482	32.921	42.073	253.5	14:05.949
9	1	2:25.379	48.425	42.938	54.016	221.3	16:31.328
10	1	2:22.188	48.640	42.216	51.332	174.7	18:53.516
11	1	2:20.709	42.250	40.225	58.234	222.6	21:14.225
12	1	1:45.622	32.954	33.103	39.565	255.9	22:59.847
13	1	1:44.138	32.504	32.944	38.690	254.7	24:43.985
14	1	1:43.880	32.419	32.867	38.594	255.9	26:27.865
15	1	1:43.609	32.346	32.838	38.425	255.3	28:11.474
16	1	1:43.833	32.594	32.768	38.471	253.5	29:55.307
17	1	1:44.501	33.036	32.977	38.488	257.7	31:39.808
18	1	1:44.581	32.815	33.062	38.704	256.5	33:24.389
19	1	1:44.100	32.474	32.985	38.641	255.9	35:08.489
20	1	1:44.077	32.693	32.896	38.488	254.1	36:52.566
21	1	1:44.231	32.755	33.168	38.308	255.9	38:36.797
22	1	1:50.030 P	33.590	33.119	43.321	257.1	40:26.827
23	2	3:28.780	1:51.044	55.709	42.027		43:55.607
24	2	1:47.230	33.984	34.066	39.180	244.3	45:42.837
25	2	1:47.108	33.501	34.158	39.449	251.1	47:29.945
26	2	1:44.875	32.595	33.555	38.725	249.4	49:14.820
27	2	1:45.245	32.928	33.388	38.929	251.1	51:00.065
28	2	1:45.117	32.892	33.345	38.880	252.3	52:45.182
29	2	1:45.173	32.831	33.495	38.847	253.5	54:30.355
30	2	1:45.653	32.911	33.634	39.108	252.9	56:16.008
31	2	1:45.701	33.217	33.494	38.990	253.5	58:01.709
32	2	1:45.213	32.841	33.425	38.947	251.1	59:46.922
33	2	1:44.918	32.669	33.361	38.888	252.3	1:01:31.840
34	2	1:45.324	32.971	33.405	38.948	252.3	1:03:17.164
35	2	1:45.646	32.928	33.877	38.841	251.1	1:05:02.810
36	2	1:45.164	32.837	33.411	38.916	251.7	1:06:47.974
37	2	1:45.397	32.951	33.646	38.800	251.7	1:08:33.371
38	2	1:45.540	32.994	33.437	39.109	251.7	1:10:18.911
39	2	2:20.998	33.001	33.887	1:14.110	253.5	1:12:39.909

11 — Levente Révész — Mercedes AMG GT3 EVO
PRO — Matteo Cairoli — Team Motopark

Lap	D	Time	Sector 1	Sector 2	Sector 3	T. Spd	Elapsed
1	2	1:50.501	38.879	33.227	38.395	201.8	1:50.501
2	2	1:43.513	32.386	32.713	38.414	259.6	3:34.014
3	2	1:43.477	32.549	32.806	38.122	260.2	5:17.491
4	2	1:43.059	32.308	32.634	38.117	260.2	7:00.550
5	2	1:43.251	32.480	32.633	38.138	260.2	8:43.801
6	2	1:42.932	32.231	32.608	38.093	260.8	10:26.733
7	2	1:43.224	32.393	32.655	38.176	259.6	12:09.957
8	2	1:43.137	32.381	32.604	38.152	259.6	13:53.094
9	2	2:31.563	53.389	45.069	53.105	200.3	16:24.657
10	2	2:23.149	48.668	43.615	50.866	179.4	18:47.806
11	2	2:23.801	41.010	42.183	1:00.608	231.2	21:11.607
12	2	1:43.577	32.628	32.787	38.162	257.1	22:55.184
13	2	1:43.093	32.439	32.661	37.993	260.8	24:38.277
14	2	1:43.150	32.276	32.903	37.971	262.1	26:21.427
15	2	1:43.009	32.334	32.668	38.007	261.5	28:04.436
16	2	1:42.944	32.349	32.451	38.144	260.2	29:47.380
17	2	1:43.744	33.116	32.563	38.065	260.2	31:31.124
18	2	1:42.888	32.212	32.599	38.077	260.2	33:14.012
19	2	1:42.965	32.386	32.555	38.024	261.5	34:56.977
20	2	1:42.811	32.176	32.637	37.998	262.1	36:39.788
21	2	1:42.661	32.265	32.557	37.839	263.4	38:22.449
22	2	1:48.012 P	32.486	32.557	42.969	262.7	40:10.461
23	1	2:58.686	1:47.993	32.567	38.126		43:09.147
24	1	1:42.944	32.249	32.570	38.125	257.7	44:52.091
25	1	1:43.170	32.361	32.750	38.059	260.8	46:35.261
26	1	1:43.215	32.328	32.788	38.099	260.2	48:18.476
27	1	1:43.559	32.396	32.751	38.412	259.6	50:02.035
28	1	1:43.671	32.539	32.794	38.338	258.9	51:45.706
29	1	1:43.804	32.558	32.935	38.311	258.9	53:29.510
30	1	1:43.655	32.450	32.922	38.283	258.9	55:13.165
31	1	1:43.773	32.526	32.755	38.492	260.8	56:56.938
32	1	1:43.822	32.519	32.825	38.478	260.2	58:40.760
33	1	1:44.552	32.575	32.735	39.242	259.6	1:00:25.312
34	1	1:44.497	32.663	32.927	38.907	260.2	1:02:09.809
35	1	1:44.235	32.878	32.715	38.642	259.6	1:03:54.044
36	1	1:45.219	34.036	32.675	38.508	260.8	1:05:39.263
37	1	1:43.641	32.446	32.844	38.351	258.9	1:07:22.904
38	1	1:44.423	32.290	33.778	38.355	258.9	1:09:07.327
39	1	1:43.730	32.515	32.572	38.643	258.3	1:10:51.057

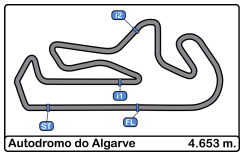

Autodromo Int. do Algarve
International GT Open
Race - 1
Lap Analysis

13 Robert Visoiu — Mercedes AMG GT3 EVO
PRO — Niklas Krütten — Team Motopark

Lap	D	Time	Sector 1	Sector 2	Sector 3	T. Spd	Elapsed
1	2	1:53.296	40.188	33.866	39.242	204.1	1:53.296
2	2	1:44.741	32.969	33.161	38.611	260.2	3:38.037
3	2	1:44.154	32.570	33.051	38.533	259.6	5:22.191
4	2	1:43.529	32.367	32.784	38.378	259.6	7:05.720
5	2	1:43.438	32.390	32.770	38.278	258.9	8:49.158
6	2	1:43.484	32.414	32.806	38.264	258.9	10:32.642
7	2	1:43.414	32.381	32.858	38.175	258.9	12:16.056
8	2	1:45.831	32.503	32.931	40.397	259.6	14:01.887
9	2	2:27.128	50.051	43.768	53.309	226.4	16:29.015
10	2	2:22.932	49.223	42.704	51.005	187.5	18:51.947
11	2	2:21.369	41.883	41.048	58.438	211.7	21:13.316
12	2	1:45.422	33.497	33.416	38.509	257.1	22:58.738
13	2	1:43.808	32.454	33.011	38.343	259.6	24:42.546
14	2	1:43.697	32.437	32.962	38.298	260.8	26:26.243
15	2	1:43.620	32.349	32.916	38.355	260.8	28:09.863
16	2	1:43.846	32.510	32.967	38.369	260.8	29:53.709
17	2	1:44.929	32.754	33.138	39.037	259.6	31:38.638
18	2	1:44.860	33.053	33.296	38.511	260.8	33:23.498
19	2	1:44.304	32.680	33.264	38.360	260.2	35:07.802
20	2	1:49.383 P	32.674	33.044	43.665	258.9	36:57.185
21	1	2:59.758	1:48.116	33.071	38.571		39:56.943
22	1	1:43.600	32.649	32.701	38.250	257.1	41:40.543
23	1	1:43.634	32.459	32.859	38.316	257.7	43:24.177
24	1	1:43.715	32.352	32.836	38.527	258.3	45:07.892
25	1	1:43.813	32.450	32.985	38.378	257.7	46:51.705
26	1	1:44.339	32.523	33.199	38.617	258.9	48:36.044
27	1	1:43.840	32.693	32.804	38.343	258.9	50:19.884
28	1	1:43.534	32.310	32.828	38.396	256.5	52:03.418
29	1	1:44.178	32.612	32.750	38.816	257.7	53:47.596
30	1	1:43.945	32.342	32.950	38.653	258.3	55:31.541
31	1	1:43.795	32.486	32.934	38.375	258.3	57:15.336
32	1	1:43.522	32.262	33.071	38.189	258.9	58:58.858
33	1	1:43.453	32.246	32.792	38.415	259.6	1:00:42.311
34	1	1:43.841	32.435	32.922	38.484	257.7	1:02:26.152
35	1	1:43.678	32.528	32.988	38.162	258.9	1:04:09.830
36	1	1:43.635	32.367	32.870	38.398	258.9	1:05:53.465
37	1	1:43.550	32.451	32.867	38.232	259.6	1:07:37.015
38	1	1:43.638	32.552	32.790	38.296	258.9	1:09:20.653
39	1	1:43.811	32.507	32.902	38.402	259.6	1:11:04.464

17 Tom Lebbon — Ferrari 296 GT3
PRO — Tom Emson — Elite Motorsport

Lap	D	Time	Sector 1	Sector 2	Sector 3	T. Spd	Elapsed
1	1	1:53.592	40.423	33.945	39.224	208.4	1:53.592
2	1	1:44.887	33.003	33.262	38.622	258.9	3:38.479
3	1	1:44.106	32.610	33.046	38.450	258.9	5:22.585
4	1	1:43.730	32.507	32.994	38.229	259.6	7:06.315
5	1	1:43.682	32.441	32.980	38.261	260.2	8:49.997
6	1	1:43.555	32.443	32.841	38.271	257.7	10:33.552
7	1	1:43.613	32.443	32.820	38.350	258.3	12:17.165
8	1	1:46.757	32.509	32.966	41.282	258.3	14:03.922
9	1	2:26.128	49.332	43.108	53.688	245.4	16:30.050
10	1	2:22.710	48.985	42.559	51.166	177.0	18:52.760
11	1	2:21.043	42.216	40.481	58.346	221.3	21:13.803
12	1	1:45.501	33.115	33.697	38.689	257.1	22:59.304
13	1	1:44.018	32.506	33.047	38.465	257.7	24:43.322
14	1	1:43.722	32.457	32.915	38.350	258.3	26:27.044
15	1	1:43.717	32.447	33.005	38.265	258.9	28:10.761
16	1	1:43.720	32.481	33.007	38.232	258.3	29:54.481
17	1	1:44.571	32.997	32.988	38.586	257.7	31:39.052
18	1	1:50.362 P	33.031	33.259	44.072	260.2	33:29.414
19	2	2:57.931	1:47.438	32.462	38.031		36:27.345
20	2	1:43.109	32.521	32.701	37.887	256.5	38:10.454
21	2	1:43.005	32.363	32.622	38.020	257.1	39:53.459
22	2	1:43.090	32.342	32.647	38.101	257.7	41:36.549
23	2	1:43.544	32.348	33.165	38.031	255.9	43:20.093
24	2	1:43.653	32.511	32.957	38.185	258.3	45:03.746
25	2	1:44.776	32.644	33.606	38.526	259.6	46:48.522
26	2	1:44.331	33.322	32.732	38.277	260.2	48:32.853
27	2	1:43.661	32.636	32.849	38.176	254.7	50:16.514
28	2	1:43.861	32.594	32.850	38.417	255.3	52:00.375
29	2	1:43.859	32.514	33.131	38.214	255.3	53:44.234
30	2	1:43.723	32.632	32.858	38.233	254.7	55:27.957
31	2	1:43.546	32.542	32.709	38.295	255.3	57:11.503
32	2	1:43.864	32.563	33.117	38.184	256.5	58:55.367
33	2	1:43.681	32.588	32.889	38.204	257.1	1:00:39.048
34	2	1:43.638	32.629	32.783	38.226	255.3	1:02:22.686
35	2	1:43.415	32.618	32.664	38.133	255.9	1:04:06.101
36	2	1:44.142	32.957	32.851	38.334	257.1	1:05:50.243
37	2	1:43.703	32.304	33.159	38.240	257.1	1:07:33.946
38	2	1:43.906	32.571	32.806	38.529	257.1	1:09:17.852
39	2	1:43.870	32.395	33.106	38.369	257.7	1:11:01.722

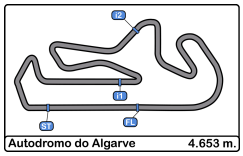

Autodromo Int. do Algarve
International GT Open
Race - 1
Lap Analysis

18 Alexey Nesov — Porsche 911 GT3 R (992)
PRO — Maksim Kizilov — Dinamic GT

Lap	D	Time	Sector 1	Sector 2	Sector 3	T. Spd	Elapsed
1	2	2:01.323	44.666	35.982	40.675	207.2	2:01.323
2	2	1:48.389	33.598	34.932	39.859	255.3	3:49.712
3	2	1:46.194	33.047	33.627	39.520	254.7	5:35.906
4	2	1:45.735	33.368	33.321	39.046	258.9	7:21.641
5	2	1:45.758	33.160	33.670	38.928	257.1	9:07.399
6	2	1:45.442	32.928	33.724	38.790	255.3	10:52.841
7	2	1:45.223	32.866	33.312	39.045	256.5	12:38.064
8	2	1:53.761	33.049	35.982	44.730	257.7	14:31.825
9	2	2:13.036	39.420	40.525	53.091	247.7	16:44.861
10	2	2:23.792	51.131	41.436	51.225	144.7	19:08.653
11	2	2:14.967	40.936	37.176	56.855	196.7	21:23.620
12	2	1:47.564	33.878	33.966	39.720	255.9	23:11.184
13	2	1:45.510	32.914	33.613	38.983	260.8	24:56.694
14	2	1:45.774	33.014	33.866	38.894	257.1	26:42.468
15	2	1:53.529 P	33.001	33.492	47.036	258.3	28:35.997
16	1	3:09.013	1:58.629	32.576	37.808		31:45.010
17	1	1:43.549	32.133	33.084	38.332	258.9	33:28.559
18	1	1:42.876	32.660	32.542	37.674	262.1	35:11.435
19	1	1:42.302	32.001	32.469	37.832	261.5	36:53.737
20	1	1:43.532	32.112	33.105	38.315	262.1	38:37.269
21	1	1:43.369	32.704	32.679	37.986	260.8	40:20.638
22	1	1:42.732	32.199	32.497	38.036	262.1	42:03.370
23	1	1:43.335	32.278	32.971	38.086	258.9	43:46.705
24	1	1:43.175	32.220	32.784	38.171	260.2	45:29.880
25	1	1:44.525	32.572	33.054	38.899	262.1	47:14.405
26	1	1:44.218	33.140	32.815	38.263	255.3	48:58.623
27	1	1:48.716	37.976	32.670	38.070	262.1	50:47.339
28	1	1:44.332	32.595	33.276	38.461	259.6	52:31.671
29	1	1:44.128	32.318	33.247	38.563	261.5	54:15.799
30	1	1:43.577	32.470	32.775	38.332	261.5	55:59.376
31	1	1:43.928	32.694	33.154	38.080	261.5	57:43.304
32	1	1:42.953	32.201	32.612	38.140	258.3	59:26.257
33	1	1:43.143	32.209	32.739	38.195	257.7	1:01:09.400
34	1	1:43.619	32.232	32.728	38.659	258.3	1:02:53.019
35	1	1:43.648	32.552	32.773	38.323	260.2	1:04:36.667
36	1	1:43.142	32.296	32.855	37.991	258.9	1:06:19.809
37	1	1:43.532	32.216	32.767	38.549	258.9	1:08:03.341
38	1	1:45.201	32.498	33.659	39.044	258.9	1:09:48.542
39	1	1:56.776	37.061	36.704	43.011	251.7	1:11:45.318

19 Robin Rogalski — Lamborghini Huracán GT3 EVO2
PRO — Filip Ugran — Oregon Team

Lap	D	Time	Sector 1	Sector 2	Sector 3	T. Spd	Elapsed
1	2	1:56.314	41.547	35.008	39.759	218.1	1:56.314
2	2	1:45.526	33.214	33.272	39.040	254.7	3:41.840
3	2	1:46.850	33.908	33.870	39.072	257.7	5:28.690
4	2	1:45.021	32.820	33.102	39.099	256.5	7:13.711
5	2	1:45.317	33.179	33.205	38.933	254.7	8:59.028
6	2	1:45.082	32.901	33.069	39.112	255.3	10:44.110
7	2	1:45.628	33.389	32.923	39.316	252.9	12:29.738
8	2	1:50.302	33.971	33.045	43.286	254.1	14:20.040
9	2	2:17.608	42.588	41.072	53.948	234.7	16:37.648
10	2	2:22.196	50.165	41.237	50.794	148.9	18:59.844
11	2	2:19.121	42.887	38.026	58.208	165.1	21:18.965
12	2	1:46.115	33.219	33.566	39.330	252.3	23:05.080
13	2	1:45.010	32.748	33.104	39.158	254.7	24:50.090
14	2	1:45.055	32.913	33.002	39.140	255.3	26:35.145
15	2	1:45.071	33.359	32.897	38.815	255.3	28:20.216
16	2	1:45.301	32.824	33.070	39.407	254.1	30:05.517
17	2	1:45.838	33.242	33.212	39.384	252.9	31:51.355
18	2	1:45.826	33.048	33.367	39.411	253.5	33:37.181
19	2	1:50.384 P	32.674	33.079	44.631	254.1	35:27.565
20	1	2:59.389	1:47.423	33.394	38.572		38:26.954
21	1	1:44.853	32.802	33.371	38.680	253.5	40:11.807
22	1	1:44.722	32.830	32.937	38.955	253.5	41:56.529
23	1	1:44.741	32.688	33.272	38.781	254.1	43:41.270
24	1	1:45.267	33.271	33.351	38.645	255.3	45:26.537
25	1	1:46.912	33.974	33.439	39.499	257.1	47:13.449
26	1	1:44.462	32.608	33.047	38.807	254.7	48:57.911
27	1	1:46.357	33.719	33.532	39.106	258.3	50:44.268
28	1	1:45.103	32.942	33.209	38.952	256.5	52:29.371
29	1	1:44.813	32.899	32.928	38.986	254.7	54:14.184
30	1	1:44.945	32.760	33.026	39.159	254.1	55:59.129
31	1	1:45.149	32.786	33.622	38.741	255.3	57:44.278
32	1	1:45.368	33.069	33.130	39.169	255.3	59:29.646
33	1	1:45.235	33.148	33.226	38.861	254.1	1:01:14.881
34	1	1:44.888	32.795	33.085	39.008	254.7	1:02:59.769
35	1	1:44.660	32.822	32.946	38.892	254.7	1:04:44.429
36	1	1:45.132	32.990	33.017	39.125	254.1	1:06:29.561
37	1	1:45.308	32.873	33.297	39.138	252.9	1:08:14.869
38	1	1:45.267	33.060	33.298	38.909	251.7	1:10:00.136
39	1	1:45.268	32.905	33.160	39.203	252.9	1:11:45.404

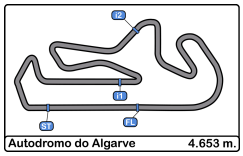

Autodromo Int. do Algarve
International GT Open
Race - 1
Lap Analysis

20 — Valentin Pierburg — Mercedes AMG GT3 EVO
PROAM — Dominik Baumann — SPS Automotive Performance

Lap	D	Time	Sector 1	Sector 2	Sector 3	T. Spd	Elapsed
1	1	1:57.112	42.177	34.981	39.954	203.0	1:57.112
2	1	1:45.937	33.391	33.491	39.055	257.7	3:43.049
3	1	1:46.648	33.481	33.712	39.455	257.7	5:29.697
4	1	1:44.721	32.851	33.222	38.648	257.7	7:14.418
5	1	1:45.383	33.325	33.162	38.896	258.3	8:59.801
6	1	1:45.160	32.936	33.165	39.059	256.5	10:44.961
7	1	1:45.444	33.232	33.219	38.993	255.3	12:30.405
8	1	1:51.265	34.159	34.756	42.350	255.3	14:21.670
9	1	2:18.094	43.313	41.438	53.343	222.6	16:39.764
10	1	2:22.739	50.598	41.946	50.195	143.2	19:02.503
11	1	2:18.335	43.206	37.526	57.603	163.1	21:20.838
12	1	1:45.944	33.418	33.248	39.278	255.3	23:06.782
13	1	1:44.953	32.815	33.162	38.976	257.1	24:51.735
14	1	1:44.930	32.978	33.144	38.808	258.9	26:36.665
15	1	1:51.428 P	33.369	33.314	44.745	257.7	28:28.093
16	2	2:58.045	1:47.636	32.538	37.871		31:26.138
17	2	1:42.603	32.249	32.445	37.909	253.5	33:08.741
18	2	1:42.620	32.222	32.495	37.903	255.3	34:51.361
19	2	1:42.382	32.207	32.485	37.690	256.5	36:33.743
20	2	1:42.824	32.226	32.534	38.064	259.6	38:16.567
21	2	1:43.220	32.467	32.589	38.164	258.3	39:59.787
22	2	1:43.843	32.713	32.899	38.231	260.2	41:43.630
23	2	1:45.574	33.419	33.363	38.792	257.7	43:29.204
24	2	1:42.860	32.397	32.428	38.035	255.3	45:12.064
25	2	1:42.998	32.249	32.632	38.117	257.7	46:55.062
26	2	1:42.909	32.249	32.876	37.784	258.9	48:37.971
27	2	1:43.507	32.365	32.929	38.213	258.9	50:21.478
28	2	1:45.229	33.086	33.546	38.597	260.2	52:06.707
29	2	1:44.157	32.542	32.941	38.674	257.7	53:50.864
30	2	1:43.948	32.680	32.972	38.296	258.3	55:34.812
31	2	1:44.335	32.506	33.671	38.158	259.6	57:19.147
32	2	1:43.034	32.409	32.679	37.946	257.1	59:02.181
33	2	1:43.021	32.255	32.688	38.078	256.5	1:00:45.202
34	2	1:43.271	32.363	32.825	38.083	255.9	1:02:28.473
35	2	1:43.113	32.312	32.709	38.092	257.1	1:04:11.586
36	2	1:43.062	32.230	32.753	38.079	257.7	1:05:54.648
37	2	1:43.513	32.366	32.901	38.246	258.3	1:07:38.161
38	2	1:43.301	32.322	32.718	38.261	256.5	1:09:21.462
39	2	1:43.513	32.328	32.923	38.262	257.1	1:11:04.975

21 — Gino Forgione — Ferrari 296 GT3
AM — Michele Rugolo — AF Corse

Lap	D	Time	Sector 1	Sector 2	Sector 3	T. Spd	Elapsed
1	1	2:02.032	45.878	35.703	40.451	216.4	2:02.032
2	1	1:49.161	34.315	34.623	40.223	257.7	3:51.193
3	1	1:47.456	33.842	33.817	39.797	257.7	5:38.649
4	1	1:46.760	33.552	33.565	39.643	257.7	7:25.409
5	1	1:46.710	33.629	33.887	39.194	254.7	9:12.119
6	1	1:45.364	32.907	33.279	39.178	257.1	10:57.483
7	1	1:46.717	33.178	34.001	39.538	255.9	12:44.200
8	1	1:51.041	33.554	35.110	42.377	256.5	14:35.241
9	1	2:12.094	39.608	40.355	52.131	227.8	16:47.335
10	1	2:24.289	51.704	41.085	51.500	143.0	19:11.624
11	1	2:14.063	41.004	36.068	56.991	205.7	21:25.687
12	1	1:47.687	34.050	34.108	39.529	254.7	23:13.374
13	1	1:46.634	33.249	33.518	39.867	257.7	25:00.008
14	1	1:46.014	33.276	33.428	39.310	257.1	26:46.022
15	1	1:54.874 P	33.536	33.582	47.756	257.1	28:40.896
16	2	3:01.962	1:49.768	33.509	38.685		31:42.858
17	2	1:45.297	33.106	33.687	38.504	256.5	33:28.155
18	2	1:45.875	33.813	33.669	38.393	258.3	35:14.030
19	2	1:44.092	32.577	33.126	38.389	258.9	36:58.122
20	2	1:43.871	32.556	33.014	38.301	258.9	38:41.993
21	2	1:43.820	32.599	32.908	38.313	258.3	40:25.813
22	2	1:43.396	32.298	32.805	38.293	257.1	42:09.209
23	2	1:43.482	32.360	32.805	38.317	255.9	43:52.691
24	2	1:44.269	32.454	33.062	38.753	258.3	45:36.960
25	2	1:43.517	32.320	32.753	38.444	257.7	47:20.477
26	2	1:43.622	32.433	32.862	38.327	257.1	49:04.099
27	2	1:44.098	32.772	33.009	38.317	258.3	50:48.197
28	2	1:44.313	32.519	33.335	38.459	257.7	52:32.510
29	2	1:44.256	32.690	32.939	38.627	258.3	54:16.766
30	2	1:45.497	33.042	33.352	39.103	258.9	56:02.263
31	2	1:44.512	32.753	33.338	38.421	260.2	57:46.775
32	2	1:43.990	32.430	32.963	38.597	257.7	59:30.765
33	2	1:44.992	32.713	33.523	38.756	258.3	1:01:15.757
34	2	1:44.856	32.830	33.425	38.601	257.1	1:03:00.613
35	2	1:45.039	32.803	33.391	38.845	257.7	1:04:45.652
36	2	1:44.619	32.905	33.164	38.550	258.9	1:06:30.271
37	2	1:45.389	33.239	33.310	38.840	258.9	1:08:15.660
38	2	1:45.797	33.063	33.544	39.190	258.3	1:10:01.457
39	2	1:46.230	33.430	33.424	39.376	254.7	1:11:47.687

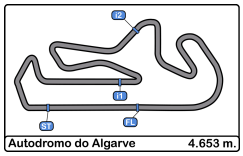

Autodromo Int. do Algarve
International GT Open
Race - 1
Lap Analysis

26 — Michael Blanchemain — Audi R8 LMS GT3 EVO II
PROAM — Marcus Påverud — Sainteloc Racing

Lap	D	Time	Sector 1	Sector 2	Sector 3	T. Spd	Elapsed
1	2	1:56.611	42.518	34.598	39.495	214.7	1:56.611
2	2	1:45.795	33.214	33.350	39.231	262.1	3:42.406
3	2	1:46.796	33.592	33.771	39.433	260.8	5:29.202
4	2	1:44.821	32.626	33.003	39.192	261.5	7:14.023
5	2	1:45.295	33.110	33.221	38.964	261.5	8:59.318
6	2	1:45.051	32.850	33.110	39.091	261.5	10:44.369
7	2	1:45.600	33.396	32.835	39.369	260.2	12:29.969
8	2	1:50.193	34.237	33.350	42.606	258.9	14:20.162
9	2	2:17.960	43.114	41.089	53.757	231.7	16:38.122
10	2	2:22.189	50.162	41.236	50.791	143.6	19:00.311
11	2	2:19.143	43.120	37.787	58.236	169.8	21:19.454
12	2	1:46.015	33.176	33.073	39.766	259.6	23:05.469
13	2	1:44.889	32.604	33.113	39.172	259.6	24:50.358
14	2	1:45.011	32.879	33.029	39.103	261.5	26:35.369
15	2	1:45.221	33.408	33.235	38.578	261.5	28:20.590
16	2	1:45.178	32.728	33.071	39.379	260.2	30:05.768
17	2	1:45.853	33.215	33.232	39.406	258.9	31:51.621
18	2	1:50.873 P	32.967	33.254	44.652	263.4	33:42.494
19	1	3:03.921	1:50.506	34.098	39.317		36:46.415
20	1	1:47.303	34.169	33.387	39.747	258.9	38:33.718
21	1	1:45.969	32.920	33.263	39.786	258.9	40:19.687
22	1	1:46.107	33.798	33.182	39.127	261.5	42:05.794
23	1	1:46.149	32.980	33.396	39.773	256.5	43:51.943
24	1	1:45.600	32.854	33.140	39.606	257.7	45:37.543
25	1	1:44.837	32.768	33.163	38.906	260.2	47:22.380
26	1	1:45.713	32.805	33.412	39.496	257.7	49:08.093
27	1	1:45.387	32.963	33.188	39.236	255.9	50:53.480
28	1	1:45.894	32.960	33.562	39.372	254.7	52:39.374
29	1	1:45.751	33.196	33.339	39.216	255.9	54:25.125
30	1	1:46.296	33.103	33.514	39.679	255.3	56:11.421
31	1	1:45.442	32.804	33.221	39.417	255.9	57:56.863
32	1	1:45.379	32.920	33.331	39.128	256.5	59:42.242
33	1	1:45.629	33.054	33.270	39.305	254.7	1:01:27.871
34	1	1:45.952	33.250	33.371	39.331	255.3	1:03:13.823
35	1	1:46.371	33.101	33.715	39.555	255.9	1:05:00.194
36	1	1:45.851	33.181	33.377	39.293	255.9	1:06:46.045
37	1	1:45.865	32.950	33.531	39.384	255.3	1:08:31.910
38	1	1:46.443	33.223	33.731	39.489	255.9	1:10:18.353
39	1	1:46.894	33.199	33.747	39.948	254.7	1:12:05.247

28 — Amaury Bonduel — Mercedes AMG GT3 EVO
PRO — Luis Michael Dörrbecker — BDR Grupo Prom Racing Team

Lap	D	Time	Sector 1	Sector 2	Sector 3	T. Spd	Elapsed
1	2	1:58.529	43.039	35.548	39.942	208.0	1:58.529
2	2	1:46.064	33.512	33.425	39.127	256.5	3:44.593
3	2	1:46.323	33.307	33.573	39.443	257.1	5:30.916
4	2	1:45.271	33.048	33.292	38.931	257.1	7:16.187
5	2	1:45.463	33.216	33.405	38.842	256.5	9:01.650
6	2	1:44.952	32.908	33.092	38.952	255.9	10:46.602
7	2	1:45.085	32.999	33.175	38.911	257.1	12:31.687
8	2	1:50.875	33.421	34.630	42.824	256.5	14:22.562
9	2	2:18.097	43.862	40.867	53.368	216.4	16:40.659
10	2	2:22.743	50.928	41.731	50.084	128.5	19:03.402
11	2	2:18.094	43.156	37.342	57.596	137.4	21:21.496
12	2	1:45.857	33.339	33.431	39.087	257.1	23:07.353
13	2	1:45.001	32.916	33.196	38.889	257.1	24:52.354
14	2	1:44.836	32.890	33.222	38.724	257.1	26:37.190
15	2	1:51.725 P	33.176	33.749	44.800	257.7	28:28.915
16	1	3:05.506	1:54.188	33.004	38.314		31:34.421
17	1	1:43.519	32.430	32.894	38.195	258.3	33:17.940
18	1	1:43.583	32.525	32.623	38.435	259.6	35:01.523
19	1	1:45.300	32.440	32.924	39.936	259.6	36:46.823
20	1	1:44.325	33.252	32.589	38.484	259.6	38:31.148
21	1	1:43.563	32.460	32.873	38.230	257.1	40:14.711
22	1	1:43.675	32.504	32.695	38.476	255.9	41:58.386
23	1	1:43.755	32.572	32.726	38.457	255.9	43:42.141
24	1	1:44.612	32.765	33.407	38.440	257.1	45:26.753
25	1	1:45.255	33.410	33.350	38.495	260.2	47:12.008
26	1	1:44.746	32.501	32.884	39.361	257.7	48:56.754
27	1	1:43.833	32.604	32.880	38.349	252.9	50:40.587
28	1	1:43.696	32.497	32.704	38.495	255.3	52:24.283
29	1	1:43.528	32.396	32.752	38.380	255.9	54:07.811
30	1	1:44.851	32.558	32.914	39.379	256.5	55:52.662
31	1	1:43.925	32.500	33.083	38.342	259.6	57:36.587
32	1	1:44.570	32.617	33.129	38.824	258.9	59:21.157
33	1	1:45.020	33.212	33.025	38.783	260.2	1:01:06.177
34	1	1:43.963	32.564	32.878	38.521	255.3	1:02:50.140
35	1	1:44.301	32.571	32.947	38.783	255.9	1:04:34.441
36	1	1:44.277	32.769	32.893	38.615	257.1	1:06:18.718
37	1	1:44.202	32.652	32.953	38.597	255.3	1:08:02.920
38	1	1:45.430	32.663	33.599	39.168	254.1	1:09:48.350
39	1	1:44.305	32.804	32.784	38.717	255.9	1:11:32.655

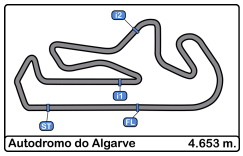

Autodromo Int. do Algarve
International GT Open
Race - 1
Lap Analysis

31 Hash — Porsche 911 GT3 R (992)
PROAM — Alex Fontana — Car Collection Motorsport

Lap	D	Time	Sector 1	Sector 2	Sector 3	T. Spd	Elapsed
1	1	2:00.088	44.054	35.807	40.227	206.8	2:00.088
2	1	1:47.779	34.227	33.694	39.858	259.6	3:47.867
3	1	1:45.971	33.437	33.586	38.948	258.3	5:33.838
4	1	1:46.657	33.963	33.363	39.331	252.3	7:20.495
5	1	1:46.083	33.739	33.645	38.699	257.1	9:06.578
6	1	1:45.742	33.241	33.883	38.618	260.8	10:52.320
7	1	1:45.376	32.845	33.436	39.095	257.7	12:37.696
8	1	1:53.373	33.066	35.573	44.734	257.7	14:31.069
9	1	2:12.965	39.431	40.741	52.793	243.7	16:44.034
10	1	2:23.367	50.871	41.747	50.749	152.7	19:07.401
11	1	2:15.306	41.597	37.233	56.476	172.8	21:22.707
12	1	1:47.796	34.624	33.645	39.527	260.2	23:10.503
13	1	1:45.781	33.109	33.659	39.013	258.3	24:56.284
14	1	1:45.724	33.246	33.636	38.842	259.6	26:42.008
15	1	1:52.983 P	33.073	33.389	46.521	259.6	28:34.991
16	2	2:58.691	1:47.473	32.634	38.584		31:33.682
17	2	1:43.958	32.375	32.724	38.859	259.6	33:17.640
18	2	1:42.957	32.099	32.631	38.227	260.2	35:00.597
19	2	1:42.332	32.232	32.455	37.645	258.9	36:42.929
20	2	1:42.579	32.163	32.514	37.902	259.6	38:25.508
21	2	1:43.062	32.232	32.718	38.112	260.8	40:08.570
22	2	1:43.972	32.788	32.739	38.445	260.8	41:52.542
23	2	1:43.399	32.410	32.814	38.175	258.9	43:35.941
24	2	1:43.155	32.404	32.692	38.059	260.8	45:19.096
25	2	1:43.419	32.416	32.675	38.328	261.5	47:02.515
26	2	1:43.173	32.537	32.666	37.970	261.5	48:45.688
27	2	1:42.568	32.210	32.574	37.784	257.7	50:28.256
28	2	1:42.817	32.116	32.570	38.131	257.1	52:11.073
29	2	1:42.829	32.178	32.597	38.054	258.3	53:53.902
30	2	1:44.354	32.714	32.821	38.819	262.7	55:38.256
31	2	1:44.654	32.924	33.064	38.666	258.9	57:22.910
32	2	1:43.253	32.288	32.560	38.405	260.8	59:06.163
33	2	1:43.543	32.809	32.626	38.108	261.5	1:00:49.706
34	2	1:42.828	32.225	32.577	38.026	257.7	1:02:32.534
35	2	1:42.873	32.165	32.631	38.077	258.9	1:04:15.407
36	2	1:43.252	32.196	32.682	38.374	260.2	1:05:58.659
37	2	1:44.591	32.739	32.688	39.164	260.2	1:07:43.250
38	2	1:44.319	32.538	32.619	39.162	258.3	1:09:27.569
39	2	1:44.420	33.030	32.960	38.430	258.9	1:11:11.989

33 Dean Macdonald — McLaren 720S GT3 EVO
PRO — James Kell — Greystone GT

Lap	D	Time	Sector 1	Sector 2	Sector 3	T. Spd	Elapsed
1	1	1:49.802	38.285	33.058	38.459	203.0	1:49.802
2	1	1:43.860	32.648	32.755	38.457	257.1	3:33.662
3	1	1:43.380	32.446	32.717	38.217	257.1	5:17.042
4	1	1:43.284	32.403	32.591	38.290	257.7	7:00.326
5	1	1:43.001	32.341	32.676	37.984	257.7	8:43.327
6	1	1:42.906	32.222	32.522	38.162	257.7	10:26.233
7	1	1:42.975	32.305	32.622	38.048	256.5	12:09.208
8	1	1:43.008	32.280	32.567	38.161	256.5	13:52.216
9	1	2:31.596	53.208	45.510	52.878	218.1	16:23.812
10	1	2:23.007	48.709	43.242	51.056	160.4	18:46.819
11	1	2:24.198	41.543	41.485	1:01.170	205.7	21:11.017
12	1	1:43.671	32.559	32.855	38.257	254.1	22:54.688
13	1	1:43.144	32.451	32.620	38.073	257.1	24:37.832
14	1	1:42.799	32.227	32.594	37.978	258.9	26:20.631
15	1	1:42.635	32.179	32.543	37.913	258.9	28:03.266
16	1	1:43.066	32.242	32.695	38.129	257.1	29:46.332
17	1	1:43.065	32.508	32.576	37.981	257.1	31:29.397
18	1	1:42.819	32.213	32.622	37.984	256.5	33:12.216
19	1	1:42.947	32.314	32.635	37.998	258.3	34:55.163
20	1	1:42.917	32.301	32.693	37.923	258.3	36:38.080
21	1	1:42.652	32.198	32.634	37.820	259.6	38:20.732
22	1	1:47.584 P	32.111	32.628	42.845	258.9	40:08.316
23	2	2:58.106	1:46.785	32.625	38.696		43:06.422
24	2	1:43.280	32.608	32.627	38.045	253.5	44:49.702
25	2	1:42.752	32.278	32.633	37.841	255.9	46:32.454
26	2	1:42.745	32.211	32.692	37.842	256.5	48:15.199
27	2	1:42.653	32.153	32.629	37.871	255.3	49:57.852
28	2	1:43.068	32.379	32.605	38.084	254.7	51:40.920
29	2	1:43.202	32.246	32.747	38.209	255.9	53:24.122
30	2	1:43.068	32.277	32.703	38.088	255.3	55:07.190
31	2	1:42.891	32.344	32.598	37.949	256.5	56:50.081
32	2	1:42.927	32.289	32.687	37.951	256.5	58:33.008
33	2	1:43.362	32.491	32.662	38.209	256.5	1:00:16.370
34	2	1:43.617	32.408	32.700	38.509	255.9	1:01:59.987
35	2	1:43.392	32.307	32.815	38.270	255.9	1:03:43.379
36	2	1:43.633	32.469	32.815	38.349	256.5	1:05:27.012
37	2	1:43.169	32.401	32.711	38.057	256.5	1:07:10.181
38	2	1:43.500	32.432	32.775	38.293	256.5	1:08:53.681
39	2	1:43.668	32.539	32.773	38.356	255.3	1:10:37.349

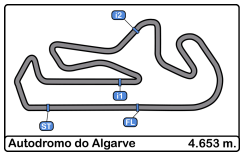

Autodromo Int. do Algarve
International GT Open
Race - 1
Lap Analysis

51 Carl Bennett — Ferrari 296 GT3
PRO — Tommaso Mosca — AF Corse

Lap	D	Time	Sector 1	Sector 2	Sector 3	T. Spd	Elapsed
1	2	1:51.837	39.530	33.444	38.863	208.4	1:51.837
2	2	1:44.095	32.497	32.883	38.715	260.2	3:35.932
3	2	1:43.877	32.377	33.061	38.439	258.9	5:19.809
4	2	1:43.608	32.277	32.727	38.604	260.2	7:03.417
5	2	1:43.551	32.374	32.715	38.462	259.6	8:46.968
6	2	1:43.518	32.285	32.876	38.357	259.6	10:30.486
7	2	1:43.311	32.205	32.825	38.281	258.9	12:13.797
8	2	1:44.106	32.383	32.945	38.778	259.6	13:57.903
9	2	2:28.191	50.840	44.472	52.879	257.7	16:26.094
10	2	2:23.061	48.777	43.864	50.420	163.1	18:49.155
11	2	2:23.344	41.937	41.283	1:00.124	232.7	21:12.499
12	2	1:44.779	33.194	32.972	38.613	258.9	22:57.278
13	2	1:43.673	32.435	32.865	38.373	258.9	24:40.951
14	2	1:43.385	32.358	32.798	38.229	260.8	26:24.336
15	2	1:43.148	32.155	32.817	38.176	260.8	28:07.484
16	2	1:43.255	32.165	32.759	38.331	260.2	29:50.739
17	2	1:44.591	32.767	33.414	38.410	259.6	31:35.330
18	2	1:43.637	32.280	32.939	38.418	260.2	33:18.967
19	2	1:43.623	32.310	32.748	38.565	261.5	35:02.590
20	2	1:44.051	32.374	32.917	38.760	260.8	36:46.641
21	2	1:43.770	32.936	32.684	38.150	265.3	38:30.411
22	2	1:48.809 P	32.292	32.709	43.808	260.2	40:19.220
23	1	2:59.560	1:48.124	32.765	38.671		43:18.780
24	1	1:44.195	32.751	32.843	38.601	258.3	45:02.975
25	1	1:45.390	32.834	33.203	39.353	260.2	46:48.365
26	1	1:45.833	33.821	32.902	39.110	260.2	48:34.198
27	1	1:43.894	32.632	32.702	38.560	259.6	50:18.092
28	1	1:43.744	32.526	32.648	38.570	258.9	52:01.836
29	1	1:43.867	32.476	32.596	38.795	258.3	53:45.703
30	1	1:43.702	32.413	32.685	38.604	258.3	55:29.405
31	1	1:44.082	32.763	32.755	38.564	259.6	57:13.487
32	1	1:43.620	32.459	32.696	38.465	259.6	58:57.107
33	1	1:43.834	32.366	32.647	38.821	258.9	1:00:40.941
34	1	1:43.804	32.586	32.511	38.707	258.3	1:02:24.745
35	1	1:43.525	32.341	32.655	38.529	260.2	1:04:08.270
36	1	1:43.557	32.323	32.601	38.633	259.6	1:05:51.827
37	1	1:43.887	32.486	32.669	38.732	259.6	1:07:35.714
38	1	1:43.948	32.437	32.764	38.747	258.9	1:09:19.662
39	1	1:43.990	32.394	32.787	38.809	259.6	1:11:03.652

54 Dexter Müller — Mercedes AMG GT3 EVO
PROAM — Yannick Mettler — SPS Automotive Performance

Lap	D	Time	Sector 1	Sector 2	Sector 3	T. Spd	Elapsed
1	2	1:50.975	38.972	33.584	38.419	202.6	1:50.975
2	2	1:43.904	32.534	33.043	38.327	258.3	3:34.879
3	2	1:43.843	32.544	33.238	38.061	256.5	5:18.722
4	2	1:43.549	32.512	32.855	38.182	257.1	7:02.271
5	2	1:43.443	32.544	32.840	38.059	256.5	8:45.714
6	2	1:43.206	32.374	32.856	37.976	257.7	10:28.920
7	2	1:43.588	32.574	32.925	38.089	257.1	12:12.508
8	2	1:44.378	32.638	32.994	38.746	255.9	13:56.886
9	2	2:28.530	51.055	44.680	52.795	253.5	16:25.416
10	2	2:23.247	48.856	43.619	50.772	154.9	18:48.663
11	2	2:23.167	41.178	41.883	1:00.106	233.2	21:11.830
12	2	1:44.024	32.791	33.063	38.170	255.9	22:55.854
13	2	1:43.649	32.536	32.947	38.166	257.7	24:39.503
14	2	1:43.173	32.329	32.829	38.015	258.9	26:22.676
15	2	1:43.245	32.413	32.902	37.930	257.7	28:05.921
16	2	1:43.108	32.380	32.718	38.010	257.1	29:49.029
17	2	1:44.238	33.044	32.847	38.347	256.5	31:33.267
18	2	1:43.844	32.466	32.858	38.520	258.3	33:17.111
19	2	1:43.995	32.322	32.817	38.856	258.3	35:01.106
20	2	1:44.160	32.421	33.351	38.388	260.2	36:45.266
21	2	1:43.244	32.314	33.066	37.864	258.9	38:28.510
22	2	1:49.383 P	32.420	33.166	43.797	258.9	40:17.893
23	1	2:59.709	1:47.868	33.161	38.680		43:17.602
24	1	1:44.902	33.006	33.240	38.656	254.7	45:02.504
25	1	1:46.955	33.059	33.129	40.767	255.9	46:49.459
26	1	1:46.086	33.840	33.659	38.587	255.9	48:35.545
27	1	1:45.375	33.204	33.472	38.699	256.5	50:20.920
28	1	1:46.394	33.083	34.206	39.105	255.9	52:07.314
29	1	1:45.002	32.861	33.191	38.950	257.7	53:52.316
30	1	1:44.963	32.768	33.117	39.078	257.1	55:37.279
31	1	1:46.608	33.177	33.472	39.959	257.1	57:23.887
32	1	1:45.051	33.069	33.512	38.470	257.7	59:08.938
33	1	1:45.474	32.690	33.006	39.778	258.9	1:00:54.412
34	1	1:45.263	33.082	33.130	39.051	257.7	1:02:39.675
35	1	1:44.498	32.847	32.945	38.706	258.3	1:04:24.173
36	1	1:45.298	32.764	33.081	39.453	257.7	1:06:09.471
37	1	1:44.705	33.061	33.304	38.340	255.9	1:07:54.176
38	1	1:44.874	32.869	33.231	38.774	255.3	1:09:39.050
39	1	1:44.501	32.784	33.203	38.514	255.9	1:11:23.551

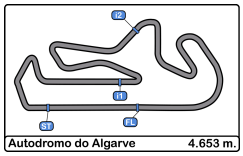

Autodromo Int. do Algarve
International GT Open
Race - 1
Lap Analysis

55 Laurent De meeus — Ferrari 296 GT3
PROAM — Vincent Abril — AF Corse

Lap	D	Time	Sector 1	Sector 2	Sector 3	T. Spd	Elapsed
1	1	2:01.601	45.181	35.982	40.438	224.0	2:01.601
2	1	1:49.235	34.273	34.786	40.176	255.9	3:50.836
3	1	1:46.952	33.503	33.698	39.751	253.5	5:37.788
4	1	1:46.001	32.962	33.708	39.331	254.7	7:23.789
5	1	1:46.864	33.300	33.695	39.869	254.7	9:10.653
6	1	1:46.215	33.005	33.630	39.580	253.5	10:56.868
7	1	1:46.522	33.211	33.792	39.519	252.3	12:43.390
8	1	1:51.240	33.330	35.480	42.430	252.9	14:34.630
9	1	2:11.743	39.506	40.361	51.876	233.2	16:46.373
10	1	2:24.185	51.741	41.181	51.263	148.1	19:10.558
11	1	2:14.527	41.179	36.388	56.960	202.2	21:25.085
12	1	1:47.676	33.995	34.181	39.500	254.1	23:12.761
13	1	1:46.758	33.081	33.810	39.867	254.7	24:59.519
14	1	1:45.777	32.877	33.512	39.388	254.7	26:45.296
15	1	1:53.114 P	32.946	33.910	46.258	254.7	28:38.410
16	2	3:02.134	1:49.703	33.884	38.547		31:40.544
17	2	1:44.479	32.718	33.119	38.642	255.9	33:25.023
18	2	1:43.943	32.442	32.874	38.627	257.7	35:08.966
19	2	1:43.993	32.654	32.883	38.456	257.1	36:52.959
20	2	1:44.913	33.592	32.891	38.430	257.7	38:37.872
21	2	1:44.511	32.716	33.226	38.569	256.5	40:22.383
22	2	1:43.934	32.414	33.127	38.393	257.1	42:06.317
23	2	1:44.854	32.726	33.315	38.813	255.9	43:51.171
24	2	1:43.887	32.588	32.985	38.314	254.7	45:35.058
25	2	1:44.035	32.387	33.327	38.321	255.3	47:19.093
26	2	1:43.852	32.412	33.160	38.280	255.9	49:02.945
27	2	1:43.812	32.364	32.957	38.491	255.9	50:46.757
28	2	1:44.544	32.971	33.111	38.462	256.5	52:31.301
29	2	1:44.857	32.392	33.616	38.849	257.1	54:16.158
30	2	1:44.429	33.153	32.898	38.378	258.9	56:00.587
31	2	1:43.992	32.217	33.233	38.542	257.7	57:44.579
32	2	1:45.359	33.001	33.370	38.988	257.1	59:29.938
33	2	1:45.257	33.111	33.486	38.660	255.9	1:01:15.195
34	2	1:44.779	32.882	33.122	38.775	255.3	1:02:59.974
35	2	1:44.758	32.916	33.204	38.638	257.7	1:04:44.732
36	2	1:45.078	32.910	33.305	38.863	256.5	1:06:29.810
37	2	1:45.322	32.973	33.349	39.000	254.7	1:08:15.132
38	2	1:45.279	33.117	33.226	38.936	251.7	1:10:00.411
39	2	1:45.429	33.038	33.384	39.007	254.1	1:11:45.840

63 Antoine Doquin — Lamborghini Huracán GT3 EVO2
PRO — Artem Petrov — Oregon Team

Lap	D	Time	Sector 1	Sector 2	Sector 3	T. Spd	Elapsed
1	1	1:55.288	41.381	34.359	39.548	209.7	1:55.288
2	1	1:45.354	32.971	33.137	39.246	256.5	3:40.642
3	1	1:46.530	34.770	33.189	38.571	261.5	5:27.172
4	1	1:44.067	32.673	32.929	38.465	255.9	7:11.239
5	1	1:43.931	32.461	32.941	38.529	256.5	8:55.170
6	1	1:44.073	32.666	33.082	38.325	255.9	10:39.243
7	1	1:44.171	32.683	32.977	38.511	254.7	12:23.414
8	1	1:45.867	32.710	33.036	40.121	254.7	14:09.281
9	1	2:25.103	49.361	42.654	53.088	212.5	16:34.384
10	1	2:22.490	50.209	40.233	52.048	188.8	18:56.874
11	1	2:19.331	43.166	39.041	57.124	197.0	21:16.205
12	1	1:45.247	33.131	33.244	38.872	255.3	23:01.452
13	1	1:44.669	33.073	32.969	38.627	257.1	24:46.121
14	1	1:44.471	32.725	33.252	38.494	257.1	26:30.592
15	1	1:44.421	32.666	33.113	38.642	255.3	28:15.013
16	1	1:49.999 P	33.061	33.049	43.889	255.9	30:05.012
17	2	2:58.419	1:46.728	33.212	38.479		33:03.431
18	2	1:44.413	33.200	32.963	38.250	251.7	34:47.844
19	2	1:43.805	32.529	32.863	38.413	252.9	36:31.649
20	2	1:43.573	32.447	32.831	38.295	257.1	38:15.222
21	2	1:44.312	32.367	32.900	39.045	255.3	39:59.534
22	2	1:43.801	32.534	32.982	38.285	255.3	41:43.335
23	2	1:46.349	33.568	33.347	39.434	254.7	43:29.684
24	2	1:43.960	32.662	33.086	38.212	255.3	45:13.644
25	2	1:43.416	32.434	32.701	38.281	255.3	46:57.060
26	2	1:43.949	32.527	33.033	38.389	255.3	48:41.009
27	2	1:43.930	32.555	32.928	38.447	254.7	50:24.939
28	2	1:44.129	32.682	32.914	38.533	254.7	52:09.068
29	2	1:44.133	32.572	32.858	38.703	254.7	53:53.201
30	2	1:44.618	32.708	32.791	39.119	255.3	55:37.819
31	2	1:44.228	32.787	32.841	38.600	256.5	57:22.047
32	2	1:43.904	32.515	33.004	38.385	255.9	59:05.951
33	2	1:44.950	32.945	33.418	38.587	256.5	1:00:50.901
34	2	1:44.919	32.809	32.966	39.144	254.1	1:02:35.820
35	2	1:43.991	32.614	32.740	38.637	253.5	1:04:19.811
36	2	1:44.211	32.637	32.917	38.657	254.1	1:06:04.022
37	2	1:44.037	32.478	33.001	38.558	253.5	1:07:48.059
38	2	1:44.072	32.559	32.918	38.595	253.5	1:09:32.131
39	2	1:45.295	33.088	33.225	38.982	253.5	1:11:17.426

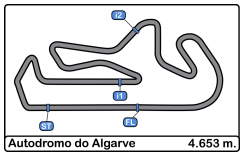

Autodromo Int. do Algarve
International GT Open
Race - 1
Lap Analysis

65 — Heiko Neumann — Mercedes AMG GT3 EVO
PROAM — Lukas Dunner — Team Motopark

Lap	D	Time	Sector 1	Sector 2	Sector 3	T. Spd	Elapsed
1	1	1:58.444	42.466	35.084	40.894	203.7	1:58.444
2	1	1:46.829	34.257	33.402	39.170	252.9	3:45.273
3	1	1:46.262	33.413	33.309	39.540	258.3	5:31.535
4	1	1:45.443	33.160	33.316	38.967	256.5	7:16.978
5	1	1:45.187	33.086	33.435	38.666	256.5	9:02.165
6	1	1:44.995	33.029	33.244	38.722	258.9	10:47.160
7	1	1:45.102	33.074	33.269	38.759	254.7	12:32.262
8	1	1:50.805	33.386	34.385	43.034	256.5	14:23.067
9	1	2:18.540	44.106	40.795	53.639	228.8	16:41.607
10	1	2:22.837	50.781	41.609	50.447	138.8	19:04.444
11	1	2:17.171	42.729	37.097	57.345	184.9	21:21.615
12	1	1:47.060	34.432	33.425	39.203	252.9	23:08.675
13	1	1:44.986	32.945	32.995	39.046	256.5	24:53.661
14	1	1:45.109	32.964	33.064	39.081	257.7	26:38.770
15	1	1:52.455 P	33.236	33.303	45.916	256.5	28:31.225
16	2	2:58.690	1:47.987	32.641	38.062		31:29.915
17	2	1:42.920	32.445	32.506	37.969	255.3	33:12.835
18	2	1:42.955	32.447	32.442	38.066	261.5	34:55.790
19	2	1:43.063	32.268	32.707	38.088	258.3	36:38.853
20	2	1:42.767	32.340	32.445	37.982	258.3	38:21.620
21	2	1:42.770	32.161	32.506	38.103	258.3	40:04.390
22	2	1:42.869	32.206	32.574	38.089	254.7	41:47.259
23	2	1:44.411	32.361	33.567	38.483	258.3	43:31.670
24	2	1:43.384	32.660	32.574	38.150	258.3	45:15.054
25	2	1:42.999	32.325	32.428	38.246	257.7	46:58.053
26	2	1:43.313	32.330	32.696	38.287	257.7	48:41.366
27	2	1:43.856	32.499	32.874	38.483	255.3	50:25.222
28	2	1:44.107	32.650	32.909	38.548	255.3	52:09.329
29	2	1:44.162	32.598	32.773	38.791	252.9	53:53.491
30	2	1:44.561	32.763	32.772	39.026	258.3	55:38.052
31	2	1:45.704	33.499	32.999	39.206	257.1	57:23.756
32	2	1:43.469	32.545	32.610	38.314	256.5	59:07.225
33	2	1:43.971	32.533	32.688	38.750	257.1	1:00:51.196
34	2	1:44.894	32.822	32.515	39.557	257.7	1:02:36.090
35	2	1:43.996	32.733	32.733	38.530	256.5	1:04:20.086
36	2	1:44.159	32.820	32.731	38.608	257.7	1:06:04.245
37	2	1:44.002	32.633	32.810	38.559	254.7	1:07:48.247
38	2	1:44.113	32.760	32.658	38.695	254.7	1:09:32.360
39	2	1:45.363	33.048	33.247	39.068	255.9	1:11:17.723

75 — Filip Salaquarda — Audi R8 LMS GT3 EVO II
PROAM — Libor Milota — Team ISR

Lap	D	Time	Sector 1	Sector 2	Sector 3	T. Spd	Elapsed
1	2	1:59.510	43.492	35.685	40.333	211.7	1:59.510
2	2	1:46.266	33.779	33.381	39.106	260.8	3:45.776
3	2	1:46.138	33.249	33.488	39.401	261.5	5:31.914
4	2	1:45.791	33.186	33.285	39.320	262.1	7:17.705
5	2	1:45.306	32.972	33.186	39.148	258.9	9:03.011
6	2	1:44.829	32.842	33.011	38.976	259.6	10:47.840
7	2	1:45.244	32.856	33.218	39.170	259.6	12:33.084
8	2	1:51.061	33.247	34.060	43.754	257.7	14:24.145
9	2	2:18.294	43.695	41.517	53.082	246.5	16:42.439
10	2	2:22.872	50.755	41.497	50.620	136.3	19:05.311
11	2	2:16.398	42.491	36.860	57.047	181.2	21:21.709
12	2	1:45.931	33.773	33.435	38.723	251.7	23:07.640
13	2	1:45.590	33.034	33.321	39.235	262.1	24:53.230
14	2	1:44.550	32.682	33.040	38.828	258.3	26:37.780
15	2	1:52.082 P	33.115	33.478	45.489	258.9	28:29.862
16	1	3:02.465	1:51.132	32.959	38.374		31:32.327
17	1	1:43.155	32.391	32.595	38.169	255.9	33:15.482
18	1	1:43.064	32.389	32.577	38.098	258.9	34:58.546
19	1	1:42.850	32.326	32.534	37.990	258.9	36:41.396
20	1	1:43.842	32.983	32.635	38.224	260.2	38:25.238
21	1	1:43.070	32.267	32.471	38.332	258.9	40:08.308
22	1	1:43.984	32.840	32.676	38.468	257.7	41:52.292
23	1	1:43.375	32.403	32.623	38.349	255.9	43:35.667
24	1	1:43.175	32.428	32.489	38.258	257.1	45:18.842
25	1	1:44.184	32.380	32.654	39.150	258.9	47:03.026
26	1	1:44.251	32.898	32.888	38.465	258.3	48:47.277
27	1	1:43.455	32.438	32.735	38.282	258.3	50:30.732
28	1	1:43.315	32.317	32.648	38.350	256.5	52:14.047
29	1	1:43.878	32.381	33.169	38.328	257.1	53:57.925
30	1	1:43.530	32.417	32.905	38.208	255.9	55:41.455
31	1	1:43.569	32.271	32.833	38.465	259.6	57:25.024
32	1	1:44.304	32.561	33.177	38.566	258.9	59:09.328
33	1	1:44.643	32.810	32.937	38.896	260.2	1:00:53.971
34	1	1:43.829	32.479	32.754	38.596	258.3	1:02:37.800
35	1	1:44.035	32.542	32.874	38.619	257.7	1:04:21.835
36	1	1:43.547	32.445	32.730	38.372	257.1	1:06:05.382
37	1	1:43.787	32.438	32.678	38.671	258.3	1:07:49.169
38	1	1:43.892	32.582	32.792	38.518	257.1	1:09:33.061
39	1	1:44.838	32.677	33.305	38.856	260.2	1:11:17.899

77 — Alfredo Hernández — Mercedes AMG GT3 EVO
AM — BDR Grupo Prom Racing Team

Lap	D	Time	Sector 1	Sector 2	Sector 3	T. Spd	Elapsed
1		2:38.073	46.087	36.522	1:15.464	229.7	2:38.073
2		1:48.128	34.620	33.562	39.946	247.1	4:26.201
3		1:46.404	33.466	33.633	39.305	252.3	6:12.605
4		1:46.286	33.618	33.477	39.191	252.3	7:58.891
5		1:46.721	33.603	33.637	39.481	254.7	9:45.612
6		1:46.279	33.285	33.785	39.209	253.5	11:31.891
7			6:34.824			254.1	

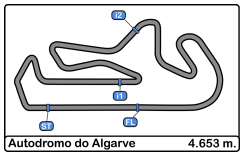

Autodromo Int. do Algarve
International GT Open
Race - 1
Lap Analysis

79	Johannes Zelger	Porsche 911 GT3 R (992)	80	Luca Ludwig	Ferrari 488 GT3 Evo
PROAM	Fabio Babini	Tsunami RT	PROAM	Iván Velasco	Mertel Motorsport

Lap	D	Time	Sector 1	Sector 2	Sector 3	T. Spd	Elapsed	Lap	D	Time	Sector 1	Sector 2	Sector 3	T. Spd	Elapsed
1	1	1:59.433	43.670	35.416	40.347	221.7	1:59.433	1	1	1:54.920	41.026	34.338	39.556	212.5	1:54.920
2	1	1:47.987	34.256	33.995	39.736	258.3	3:47.420	2	1	1:45.879	32.975	33.041	39.863	257.1	3:40.799
3	1	1:46.288	33.270	33.401	39.617	257.1	5:33.708	3	1	1:45.477	34.072	32.751	38.654	261.5	5:26.276
4	1	1:46.662	33.577	33.498	39.587	255.9	7:20.370	4	1	1:44.255	32.599	33.028	38.628	256.5	7:10.531
5	1	1:45.945	33.391	33.311	39.243	257.1	9:06.315	5	1	1:43.897	32.539	32.731	38.627	257.7	8:54.428
6	1	1:45.361	33.098	33.150	39.113	256.5	10:51.676	6	1	1:43.985	32.752	32.774	38.459	255.9	10:38.413
7	1	1:45.416	33.165	33.119	39.132	254.7	12:37.092	7	1	1:44.195	32.752	32.870	38.573	256.5	12:22.608
8	1	1:53.572	33.257	35.415	44.900	254.7	14:30.664	8	1	1:45.754	32.659	33.035	40.060	255.3	14:08.362
9	1	2:12.541	38.902	40.876	52.763	244.3	16:43.205	9	1	2:25.187	48.928	43.068	53.191	219.5	16:33.549
10	1	2:22.916	50.686	41.600	50.630	139.1	19:06.121	10	1	2:22.596	49.521	41.136	51.939	200.3	18:56.145
11	1	2:16.344	42.292	37.049	57.003	170.3	21:22.465	11	1	2:19.203	42.690	39.616	56.897	205.3	21:15.348
12	1	1:47.055	34.145	33.473	39.437	258.9	23:09.520	12	1	1:45.405	33.308	33.227	38.870	255.9	23:00.753
13	1	1:45.787	33.393	33.211	39.183	258.9	24:55.307	13	1	1:44.388	32.747	32.937	38.704	257.1	24:45.141
14	1	1:45.543	33.181	33.230	39.132	257.1	26:40.850	14	1	1:44.270	32.722	33.036	38.512	256.5	26:29.411
15	1	1:52.481 P	33.047	33.353	46.081	256.5	28:33.331	15	1	1:44.324	32.747	32.993	38.584	257.1	28:13.735
16	2	3:04.852	1:51.730	34.061	39.061		31:38.183	16	1	1:43.828	32.582	32.799	38.447	255.3	29:57.563
17	2	1:45.181	32.950	33.609	38.622	258.9	33:23.364	17	1	1:45.673	33.448	33.475	38.750	255.3	31:43.236
18	2	1:44.085	32.604	33.016	38.465	260.8	35:07.449	18	1	1:46.073	33.028	34.238	38.807	256.5	33:29.309
19	2	1:43.963	32.743	32.751	38.469	255.9	36:51.412	19	1	1:44.341	32.867	32.899	38.575	258.3	35:13.650
20	2	1:43.476	32.811	32.597	38.068	256.5	38:34.888	20	1	1:44.094	32.618	33.015	38.461	257.1	36:57.744
21	2	1:43.889	32.417	32.783	38.689	259.6	40:18.777	21	1	1:43.684	32.607	32.974	38.103	256.5	38:41.428
22	2	1:43.534	32.587	32.697	38.250	256.5	42:02.311	22	1	1:48.954 P	32.622	32.897	43.435	256.5	40:30.382
23	2	1:43.628	32.608	32.812	38.208	260.2	43:45.939	23	2	3:10.042	1:56.938	33.484	39.620		43:40.424
24	2	1:43.509	32.489	32.483	38.537	257.1	45:29.448	24	2	1:44.642	32.950	33.054	38.638	252.3	45:25.066
25	2	1:44.399	32.518	32.894	38.987	259.6	47:13.847	25	2	1:45.354	33.116	33.214	39.024	254.1	47:10.420
26	2	1:44.218	32.521	33.307	38.390	259.6	48:58.065	26	2	1:46.557	32.918	33.510	40.129	254.7	48:56.977
27	2	1:44.545	32.638	33.265	38.642	258.3	50:42.610	27	2	1:47.041	33.235	34.157	39.649	254.1	50:44.018
28	2	1:44.653	32.576	33.405	38.672	256.5	52:27.263	28	2	1:46.046	33.052	33.890	39.104	254.1	52:30.064
29	2	1:44.125	32.472	33.089	38.564	257.1	54:11.388	29	2	1:45.596	33.151	33.404	39.041	255.3	54:15.660
30	2	1:44.147	32.598	32.997	38.552	256.5	55:55.535	30	2	1:46.425	33.561	33.593	39.271	255.3	56:02.085
31	2	1:44.544	32.390	33.659	38.495	257.7	57:40.079	31	2	1:46.568	33.804	33.804	38.960	256.5	57:48.653
32	2	1:43.793	32.548	32.698	38.547	257.1	59:23.872	32	2	1:45.649	33.124	33.463	39.062	254.1	59:34.302
33	2	1:44.301	32.717	32.801	38.783	257.7	1:01:08.173	33	2	1:46.562	33.181	33.837	39.544	252.9	1:01:20.864
34	2	1:44.564	32.743	33.114	38.707	258.3	1:02:52.737	34	2	1:45.805	33.281	33.195	39.329	252.9	1:03:06.669
35	2	1:44.539	32.666	33.523	38.350	257.1	1:04:37.276	35	2	1:46.441	33.256	33.955	39.230	254.7	1:04:53.110
36	2	1:44.025	32.535	32.966	38.524	257.7	1:06:21.301	36	2	1:46.038	33.205	33.873	38.960	254.7	1:06:39.148
37	2	1:43.951	32.526	32.901	38.524	257.1	1:08:05.252	37	2	1:45.560	33.181	33.263	39.116	253.5	1:08:24.708
38	2	1:44.121	32.535	32.843	38.743	256.5	1:09:49.373	38	2	1:45.647	32.966	33.492	39.189	252.3	1:10:10.355
39	2	1:44.801	33.111	32.891	38.799	256.5	1:11:34.174	39	2	1:45.959	33.161	33.785	39.013	252.9	1:11:56.314

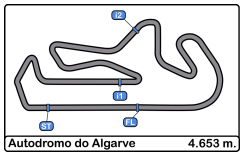

Autodromo Int. do Algarve
International GT Open
Race - 1
Lap Analysis

82 — Marcelo Ramírez — Mercedes AMG GT3 EVO
PRO — Ralf Aron — GetSpeed

Lap	D	Time	Sector 1	Sector 2	Sector 3	T. Spd	Elapsed
1	1	2:00.318	44.007	36.309	40.002	216.8	2:00.318
2	1	1:49.812	34.449	35.384	39.979	260.8	3:50.130
3	1	1:45.902	33.495	33.429	38.978	254.7	5:36.032
4	1	1:46.230	33.868	33.458	38.904	258.3	7:22.262
5	1	1:45.394	33.171	33.475	38.748	259.6	9:07.656
6	1	1:45.495	33.140	33.562	38.793	257.1	10:53.151
7	1	1:45.181	33.020	33.356	38.805	256.5	12:38.332
8	1	1:54.610	33.299	36.575	44.736	257.7	14:32.942
9	1	2:12.434	39.596	40.363	52.475	232.7	16:45.376
10	1	2:24.088	51.833	40.874	51.381	149.3	19:09.464
11	1	2:15.077	41.090	36.834	57.153	196.0	21:24.541
12	1	1:46.771	33.778	33.575	39.418	254.1	23:11.312
13	1	1:45.560	33.415	33.343	38.802	258.9	24:56.872
14	1	1:46.064	33.365	33.760	38.939	257.7	26:42.936
15	1	1:54.381 P	32.995	34.272	47.114	258.3	28:37.317
16	2	3:06.765	1:54.707	33.114	38.944		31:44.082
17	2	1:44.199	32.347	33.514	38.338	257.1	33:28.281
18	2	1:42.538	32.333	32.290	37.915	262.1	35:10.819
19	2	1:42.239	31.945	32.481	37.813	258.9	36:53.058
20	2	1:43.907	32.383	33.318	38.206	262.7	38:36.965
21	2	1:42.805	32.306	32.519	37.980	263.4	40:19.770
22	2	1:42.682	32.339	32.451	37.892	259.6	42:02.452
23	2	1:43.682	32.787	32.809	38.086	258.9	43:46.134
24	2	1:43.467	32.479	32.728	38.260	258.3	45:29.601
25	2	1:44.828	32.619	32.915	39.294	259.6	47:14.429
26	2	1:43.769	32.876	32.663	38.230	252.9	48:58.198
27	2	1:44.689	33.431	32.942	38.316	262.7	50:42.887
28	2	1:43.261	32.487	32.906	37.868	259.6	52:26.148
29	2	1:42.720	32.214	32.556	37.950	258.9	54:08.868
30	2	1:42.967	32.195	32.804	37.968	260.2	55:51.835
31	2	1:42.844	32.171	32.514	38.159	258.9	57:34.679
32	2	1:42.640	32.131	32.528	37.981	258.9	59:17.319
33	2	1:42.799	32.163	32.571	38.065	258.9	1:01:00.118
34	2	1:42.701	32.095	32.492	38.114	258.3	1:02:42.819
35	2	1:42.802	32.208	32.544	38.050	258.9	1:04:25.621
36	2	1:43.204	32.142	32.737	38.325	259.6	1:06:08.825
37	2	1:42.833	32.220	32.631	37.982	257.1	1:07:51.658
38	2	1:42.733	32.173	32.524	38.036	257.1	1:09:34.391
39	2	1:43.684	32.125	32.791	38.768	260.2	1:11:18.075

86 — Audunn Gudmundsson — Porsche 911 GT3 R (992)
AM — Thorvaldur Gissurarson — Team Thor

Lap	D	Time	Sector 1	Sector 2	Sector 3	T. Spd	Elapsed
1	1	1:57.932	42.948	35.137	39.847	209.7	1:57.932
2	1	1:46.336	33.262	33.645	39.429	255.9	3:44.268
3	1	1:46.306	33.244	33.757	39.305	256.5	5:30.574
4	1	1:45.391	32.783	33.331	39.277	255.9	7:15.965
5	1	1:45.222	33.030	33.342	38.850	255.9	9:01.187
6	1	1:45.094	32.844	33.344	38.906	256.5	10:46.281
7	1	1:44.977	32.789	33.333	38.855	255.3	12:31.258
8	1	1:49.735	33.421	34.007	42.307	256.5	14:20.993
9	1	2:18.352	43.307	41.381	53.664	221.7	16:39.345
10	1	2:22.523	50.494	41.481	50.548	136.7	19:01.868
11	1	2:18.729	43.010	37.774	57.945	175.8	21:20.597
12	1	1:45.632	33.109	33.267	39.256	254.1	23:06.229
13	1	1:45.172	32.898	33.197	39.077	257.7	24:51.401
14	1	1:44.851	32.593	33.369	38.889	257.1	26:36.252
15	1	1:45.237	33.173	33.326	38.738	258.3	28:21.489
16	1	1:45.094	33.012	33.358	38.724	257.7	30:06.583
17	1	1:45.736	32.999	33.424	39.313	257.1	31:52.319
18	1	1:45.636	32.914	33.497	39.225	255.3	33:37.955
19	1	1:44.608	32.726	33.269	38.613	257.1	35:22.563
20	1	1:45.004	32.787	33.391	38.826	255.3	37:07.567
21	1	1:44.381	32.599	33.205	38.577	257.1	38:51.948
22	1	1:52.453 P	32.851	33.461	46.141	255.9	40:44.401
23	2	3:23.744	2:05.444	35.441	42.859		44:08.145
24	2	5:47.562 P	33.978	4:20.674	52.910	248.2	49:55.707
25	2	2:43.583	1:29.210	34.520	39.853		52:39.290
26	2	1:48.871	34.541	34.072	40.258	223.6	54:28.161
27	2	1:47.756	33.951	34.019	39.786	251.1	56:15.917
28	2	1:47.893	34.894	33.690	39.309	215.1	58:03.810
29	2	1:47.036	33.472	33.948	39.616	254.7	59:50.846
30	2	1:47.511	33.890	33.984	39.637	252.9	1:01:38.357
31	2	1:47.249	33.418	34.123	39.708	252.3	1:03:25.606
32	2	1:46.760	33.489	33.774	39.497	252.9	1:05:12.366
33	2	1:47.889	33.802	34.114	39.973	254.1	1:07:00.255
34	2	1:46.797	33.395	33.647	39.755	252.3	1:08:47.052
35	2	2:06.966	45.883	37.539	43.544	252.9	1:10:54.018

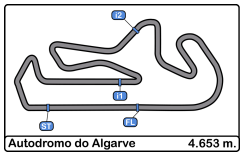

Autodromo Int. do Algarve
International GT Open
Race - 1
Lap Analysis

108 — Ameerh Naran — Mercedes AMG GT3 EVO
AM — Tom Jackson — Vimana by GetSpeed

Lap	D	Time	Sector 1	Sector 2	Sector 3	T. Spd	Elapsed
1	1	2:03.564	45.395	36.906	41.263	221.3	2:03.564
2	1	1:48.132	34.181	34.154	39.797	251.7	3:51.696
3	1	1:47.482	33.650	34.140	39.692	255.3	5:39.178
4	1	1:47.042	33.391	34.236	39.415	256.5	7:26.220
5	1	1:46.704	33.393	34.150	39.161	254.7	9:12.924
6	1	1:46.410	33.384	33.550	39.476	258.3	10:59.334
7	1	1:45.719	33.136	33.637	38.946	255.3	12:45.053
8	1	1:50.741	33.336	35.761	41.644	258.3	14:35.794
9	1	2:12.079	40.037	40.014	52.028	237.3	16:47.873
10	1	2:24.623	52.051	40.896	51.676	147.9	19:12.496
11	1	2:14.145	40.945	36.509	56.691	206.5	21:26.641
12	1	1:47.138	33.887	34.083	39.168	252.9	23:13.779
13	1	1:46.548	33.411	33.766	39.371	257.1	25:00.327
14	1	1:46.044	33.359	33.662	39.023	260.8	26:46.371
15	1	1:55.554 P	33.622	33.954	47.978	257.7	28:41.925
16	2	3:00.286	1:47.427	33.647	39.212		31:42.211
17	2	1:48.079	33.398	35.117	39.564	252.9	33:30.290
18	2	1:46.321	33.477	33.637	39.207	254.1	35:16.611
19	2	1:46.607	33.223	34.370	39.014	254.1	37:03.218
20	2	1:46.011	33.162	33.625	39.224	256.5	38:49.229
21	2	1:46.563	33.587	33.512	39.464	251.1	40:35.792
22	2	1:46.544	33.630	33.797	39.117	251.7	42:22.336
23	2	1:46.781	33.743	33.774	39.264	253.5	44:09.117
24	2	1:46.356	33.432	34.014	38.910	253.5	45:55.473
25	2	1:45.986	33.088	33.794	39.104	251.7	47:41.459
26	2	1:46.580	33.296	33.952	39.332	254.7	49:28.039
27	2	1:47.201	33.615	34.482	39.104	252.9	51:15.240
28	2	1:46.552	33.348	33.845	39.359	252.9	53:01.792
29	2	1:46.759	33.367	33.903	39.489	251.7	54:48.551
30	2	1:46.298	33.213	33.835	39.250	257.1	56:34.849
31	2	1:46.119	33.075	34.091	38.953	254.7	58:20.968
32	2	1:46.821	33.404	33.849	39.568	251.7	1:00:07.789
33	2	1:48.156	33.766	34.853	39.537	251.7	1:01:55.945
34	2	1:48.800	33.663	34.684	40.453	254.1	1:03:44.745
35	2	1:47.316	33.587	34.140	39.589	253.5	1:05:32.061
36	2	1:48.683	33.591	34.373	40.719	257.1	1:07:20.744
37	2	1:49.072	33.670	35.651	39.751	254.1	1:09:09.816
38	2	1:47.596	33.743	34.333	39.520	251.7	1:10:57.412

188 — Mark Sansom — McLaren 720S GT3 EVO
AM — Miguel Ramos — Garage 59

Lap	D	Time	Sector 1	Sector 2	Sector 3	T. Spd	Elapsed
1	2	1:55.776	41.543	34.821	39.412	208.8	1:55.776
2	2	1:45.460	33.180	33.439	38.841	256.5	3:41.236
3	2	1:46.775	34.316	33.861	38.598	258.9	5:28.011
4	2	1:44.650	32.855	33.209	38.586	257.1	7:12.661
5	2	1:44.373	32.707	33.200	38.466	256.5	8:57.034
6	2	1:44.154	32.506	33.031	38.617	256.5	10:41.188
7	2	1:44.161	32.819	32.997	38.345	255.3	12:25.349
8	2	1:47.112	32.816	33.131	41.165	254.7	14:12.461
9	2	2:24.307	48.668	41.405	54.234	209.3	16:36.768
10	2	2:22.355	49.399	40.376	52.580	186.5	18:59.123
11	2	2:18.952	42.414	38.389	58.149	177.9	21:18.075
12	2	1:44.762	33.135	33.128	38.499	255.3	23:02.837
13	2	1:44.410	32.839	33.205	38.366	257.1	24:47.247
14	2	1:44.368	32.758	33.154	38.456	258.3	26:31.615
15	2	1:44.352	32.652	33.378	38.322	257.7	28:15.967
16	2	1:44.536	32.673	33.343	38.520	257.7	30:00.503
17	2	1:44.863	32.790	33.138	38.935	255.3	31:45.366
18	2	1:45.161	32.878	33.424	38.859	258.3	33:30.527
19	2	1:46.313	33.747	33.688	38.878	258.9	35:16.840
20	2	1:44.627	33.232	33.058	38.337	257.7	37:01.467
21	2	1:51.159 P	32.859	33.036	45.264	256.5	38:52.626
22	1	3:02.073	1:49.548	33.774	38.751		41:54.699
23	1	1:46.227	33.289	33.738	39.200	253.5	43:40.926
24	1	1:45.218	33.242	33.375	38.601	255.3	45:26.144
25	1	1:48.679	33.770	33.818	41.091	255.9	47:14.823
26	1	1:46.136	33.720	33.603	38.813	257.1	49:00.959
27	1	1:45.318	33.282	33.352	38.684	254.1	50:46.277
28	1	1:47.283	33.225	35.150	38.908	254.1	52:33.560
29	1	1:45.666	33.583	33.379	38.704	254.7	54:19.226
30	1	1:45.228	33.124	33.412	38.692	254.7	56:04.454
31	1	1:45.192	32.936	33.441	38.815	256.5	57:49.646
32	1	1:45.707	33.193	33.608	38.906	255.9	59:35.353
33	1	1:45.812	32.980	33.799	39.033	255.3	1:01:21.165
34	1	1:45.871	33.401	33.532	38.938	255.9	1:03:07.036
35	1	1:46.411	33.241	33.985	39.185	255.9	1:04:53.447
36	1	1:46.099	33.241	34.022	38.836	256.5	1:06:39.546
37	1	1:46.018	33.169	33.367	39.482	255.3	1:08:25.564
38	1	1:45.578	33.117	33.294	39.167	251.1	1:10:11.142
39	1	1:46.060	33.208	33.591	39.261	253.5	1:11:57.202

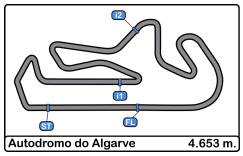

Autodromo Int. do Algarve
International GT Open
Race - 1
Lap Analysis

777 Marcin Jedliński Ferrari 296 GT3

PROAM Karol Basz Olimp Racing

Lap	D	Time	Sector 1	Sector 2	Sector 3	T. Spd	Elapsed
1	2	1:52.451	39.966	33.641	38.844	203.0	1:52.451
2	2	1:44.270	32.964	32.591	38.715	262.7	3:36.721
3	2	1:43.688	32.608	32.546	38.534	260.2	5:20.409
4	2	1:43.760	32.393	32.692	38.675	260.8	7:04.169
5	2	1:43.749	32.621	32.829	38.299	259.6	8:47.918
6	2	1:43.354	32.385	32.692	38.277	260.2	10:31.272
7	2	1:43.441	32.371	32.783	38.287	260.2	12:14.713
8	2	1:44.393	32.553	32.744	39.096	259.6	13:59.106
9	2	2:28.209	50.676	44.072	53.461	255.9	16:27.315
10	2	2:22.816	48.941	43.200	50.675	186.5	18:50.131
11	2	2:22.516	41.834	41.127	59.555	229.2	21:12.647
12	2	1:45.009	33.327	32.906	38.776	261.5	22:57.656
13	2	1:44.013	32.689	32.881	38.443	261.5	24:41.669
14	2	1:43.619	32.464	32.797	38.358	262.1	26:25.288
15	2	1:43.807	32.418	33.102	38.287	260.8	28:09.095
16	2	1:44.026	32.584	32.746	38.696	258.9	29:53.121
17	2	1:44.287	32.693	33.067	38.527	258.9	31:37.408
18	2	1:43.622	32.559	32.679	38.384	258.9	33:21.030
19	2	1:43.582	32.410	32.639	38.533	259.6	35:04.612
20	2	1:43.952	32.503	32.887	38.562	260.2	36:48.564
21	2	1:44.333	32.653	32.996	38.684	260.2	38:32.897
22	2	1:48.963 P	32.544	32.735	43.684	260.8	40:21.860
23	1	3:09.326	1:55.144	34.578	39.604		43:31.186
24	1	1:46.058	33.025	34.080	38.953	256.5	45:17.244
25	1	1:44.994	32.666	33.423	38.905	258.9	47:02.238
26	1	1:46.373	34.159	33.348	38.866	256.5	48:48.611
27	1	1:45.481	33.234	33.328	38.919	257.1	50:34.092
28	1	1:45.397	32.771	33.298	39.328	253.5	52:19.489
29	1	1:45.892	33.191	33.780	38.921	256.5	54:05.381
30	1	1:44.631	32.687	33.154	38.790	256.5	55:50.012
31	1	1:45.409	32.923	33.067	39.419	257.1	57:35.421
32	1	1:45.605	33.110	33.420	39.075	257.7	59:21.026
33	1	1:46.719	34.133	33.818	38.768	260.8	1:01:07.745
34	1	1:46.171	32.865	33.159	40.147	256.5	1:02:53.916
35	1	1:46.721	34.244	33.340	39.137	257.7	1:04:40.637
36	1	1:45.534	33.114	33.657	38.763	257.1	1:06:26.171
37	1	1:45.094	32.927	33.215	38.952	256.5	1:08:11.265
38	1	1:45.638	33.074	33.526	39.038	255.3	1:09:56.903
39	1	1:46.144	33.360	33.210	39.574	256.5	1:11:43.047

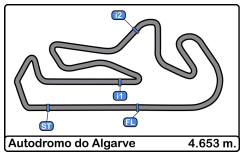

Autodromo Int. do Algarve
International GT Open
Race - 1
Analysis by Lap

Num	Lap Time	Gap
Lap 1		
9	1:49.173	
33	1:49.802	00.629
11	1:50.501	01.328
54	1:50.975	01.802
51	1:51.837	02.664
10	1:52.169	02.996
777	1:52.451	03.278
4	1:53.033	03.860
13	1:53.296	04.123
17	1:53.592	04.419
6	1:54.010	04.837
1	1:54.461	05.288
80	1:54.920	05.747
63	1:55.288	06.115
188	1:55.776	06.603
19	1:56.314	07.141
26	1:56.611	07.438
20	1:57.112	07.939
86	1:57.932	08.759
65	1:58.444	09.271
28	1:58.529	09.356
79	1:59.433	10.260
75	1:59.510	10.337
31	2:00.088	10.915
82	2:00.318	11.145
18	2:01.323	12.150
55	2:01.601	12.428
21	2:02.032	12.859
108	2:03.564	14.391
5	2:05.735	16.562
77	2:38.073	48.900
Num	**Lap Time**	**Gap**
Lap 2		
9	1:43.706	
33	1:43.860	00.783
11	1:43.513	01.135
54	1:43.904	02.000
51	1:44.095	03.053
777	1:44.270	03.842
4	1:44.279	04.433
13	1:44.741	05.158
17	1:44.887	05.600
10	1:47.321	06.611
6	1:46.280	07.411
1	1:45.846	07.428
63	1:45.354	07.763
80	1:45.879	07.920
188	1:45.460	08.357
19	1:45.526	08.961
26	1:45.795	09.527
20	1:45.937	10.170
86	1:46.336	11.389
28	1:46.064	11.714
65	1:46.829	12.394
75	1:46.266	12.897
79	1:47.987	14.541
31	1:47.779	14.988
18	1:48.389	16.833
82	1:49.812	17.251
55	1:49.235	17.957
21	1:49.161	18.314
108	1:48.132	18.817
5	1:51.556	24.412
77	1:48.128	53.322
Num	**Lap Time**	**Gap**
Lap 3		
9	1:43.337	
33	1:43.380	00.826
11	1:43.477	01.275
54	1:43.843	02.506
51	1:43.877	03.593
777	1:43.688	04.193
4	1:43.848	04.944
13	1:44.154	05.975
17	1:44.106	06.369
10	1:44.120	07.394
1	1:44.729	08.820
6	1:45.307	09.381
80	1:45.477	10.060
63	1:46.530	10.956
188	1:46.775	11.795
19	1:46.850	12.474
26	1:46.796	12.986
20	1:46.648	13.481
86	1:46.306	14.358
28	1:46.323	14.700
65	1:46.262	15.319
75	1:46.138	15.698
79	1:46.288	17.492
31	1:45.971	17.622
18	1:46.194	19.690
82	1:45.902	19.816
55	1:46.952	21.572
21	1:47.456	22.433
108	1:47.482	22.962
5	1:53.804	34.879
77	1:46.404	56.389
Num	**Lap Time**	**Gap**
Lap 4		
9	1:43.040	
33	1:43.284	01.070
11	1:43.059	01.294
54	1:43.549	03.015
51	1:43.608	04.161
777	1:43.760	04.913
4	1:43.538	05.442
13	1:43.529	06.464
17	1:43.730	07.059
10	1:43.847	08.201
1	1:43.714	09.494
6	1:44.309	10.650
80	1:44.255	11.275
63	1:44.067	11.983
188	1:44.650	13.405
19	1:45.021	14.455
26	1:44.821	14.767
20	1:44.721	15.162
86	1:45.391	16.709
28	1:45.271	16.931
65	1:45.443	17.722
75	1:45.791	18.449
79	1:46.662	21.114
31	1:46.657	21.239
18	1:45.735	22.385
82	1:46.230	23.006
55	1:46.001	24.533
21	1:46.760	26.153
108	1:47.042	26.964
5	1:52.375	44.214
77	1:46.286	59.635
Num	**Lap Time**	**Gap**
Lap 5		
9	1:42.915	
33	1:43.001	01.156
11	1:43.251	01.630
54	1:43.443	03.543
51	1:43.551	04.797
777	1:43.749	05.747
4	1:43.648	06.175
13	1:43.438	06.987
17	1:43.682	07.826
10	1:43.516	08.802
1	1:43.635	10.214
6	1:43.875	11.610
80	1:43.897	12.257
63	1:43.931	12.999
188	1:44.373	14.863
19	1:45.317	16.857
26	1:45.295	17.147
20	1:45.383	17.630
86	1:45.222	19.016
28	1:45.463	19.479
65	1:45.187	19.994
75	1:45.306	20.840
79	1:45.945	24.144
31	1:46.083	24.407
18	1:45.758	25.228
82	1:45.394	25.485
55	1:46.864	28.482
21	1:46.710	29.948
108	1:46.704	30.753
5	1:53.112	54.411
77	1:46.721	1:03.441
Num	**Lap Time**	**Gap**
Lap 6		
9	1:42.900	
33	1:42.906	01.162
11	1:42.932	01.662
54	1:43.206	03.849
51	1:43.518	05.415
777	1:43.354	06.201
4	1:43.412	06.687
13	1:43.484	07.571
17	1:43.555	08.481
10	1:43.703	09.605
1	1:43.564	10.878
6	1:43.546	12.256
80	1:43.985	13.342
63	1:44.073	14.172
188	1:44.154	16.117
19	1:45.082	19.039
26	1:45.051	19.298
20	1:45.160	19.890
86	1:45.094	21.210
28	1:44.952	21.531
65	1:44.995	22.089
75	1:44.829	22.769
79	1:45.361	26.605
31	1:45.742	27.249
18	1:45.442	27.770
82	1:45.495	28.080
55	1:46.215	31.797
21	1:45.364	32.412
108	1:46.410	34.263
5	1:54.019	1:05.530
77	1:46.279	1:06.820
Num	**Lap Time**	**Gap**
Lap 7		
9	1:42.928	
33	1:42.975	01.209
11	1:43.224	01.958
54	1:43.588	04.509
51	1:43.311	05.798
777	1:43.441	06.714
4	1:43.442	07.201
13	1:43.414	08.057
17	1:43.613	09.166
10	1:43.797	10.474
1	1:43.766	11.716
6	1:43.719	13.047
80	1:44.195	14.609
63	1:44.171	15.415
188	1:44.161	17.350
19	1:45.628	21.739
26	1:45.600	21.970
20	1:45.444	22.406
86	1:44.977	23.259
28	1:45.085	23.688
65	1:45.102	24.263
75	1:45.244	25.085
79	1:45.416	29.093
31	1:45.376	29.697
18	1:45.223	30.065
82	1:45.181	30.333
55	1:46.522	35.391
21	1:46.717	36.201
108	1:45.719	37.054
Num	**Lap Time**	**Gap**
Lap 8		
9	1:43.524	
33	1:43.008	00.693
11	1:43.137	01.571
54	1:44.378	05.363
51	1:44.106	06.380
777	1:44.393	07.583
4	1:45.867	09.544
13	1:45.831	10.364
17	1:46.757	12.399
10	1:47.476	14.426
1	1:46.772	14.964
6	1:46.431	15.954
80	1:45.754	16.839
63	1:45.867	17.758
188	1:47.112	20.938
19	1:50.302	28.517
26	1:50.193	28.639
86	1:49.735	29.470
20	1:51.265	30.147
28	1:50.875	31.039
65	1:50.805	31.544
75	1:51.061	32.622
79	1:53.572	39.141
31	1:53.373	39.546
18	1:53.761	40.302
82	1:54.610	41.419
55	1:51.240	43.107
21	1:51.041	43.718
108	1:50.741	44.271
5	3:56.541	1 Lap
Num	**Lap Time**	**Gap**
Lap 9		
9	2:31.555	
33	2:31.596	00.734
11	2:31.563	01.579
54	2:28.530	02.338
51	2:28.191	03.016
777	2:28.209	04.237
4	2:27.192	05.181
13	2:27.128	05.937
17	2:26.128	06.972
10	2:25.379	08.250
1	2:25.529	08.938
6	2:25.641	10.040
80	2:25.187	10.471
63	2:25.103	11.306
188	2:24.307	13.690
19	2:17.608	14.570
26	2:17.960	15.044
86	2:18.352	16.267
20	2:18.094	16.686
28	2:18.097	17.581
65	2:18.540	18.529
75	2:18.294	19.361
79	2:12.541	20.127
31	2:12.965	20.956

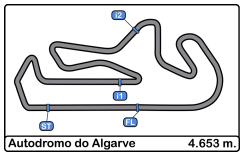

Autodromo Int. do Algarve
International GT Open
Race - 1
Analysis by Lap

Num	Lap Time	Gap
18	2:13.036	21.783
82	2:12.434	22.298
55	2:11.743	23.295
21	2:12.094	24.257
108	2:12.079	24.795
Num	**Lap Time**	**Gap**
Lap 10		
9	2:23.293	
33	2:23.007	00.448
11	2:23.149	01.435
54	2:23.247	02.292
51	2:23.061	02.784
777	2:22.816	03.760
4	2:22.807	04.695
13	2:22.932	05.576
17	2:22.710	06.389
10	2:22.188	07.145
1	2:22.686	08.331
6	2:22.349	09.096
80	2:22.596	09.774
63	2:22.490	10.503
188	2:22.355	12.752
19	2:22.196	13.473
26	2:22.189	13.940
86	2:22.523	15.497
20	2:22.739	16.132
28	2:22.743	17.031
65	2:22.837	18.073
75	2:22.872	18.940
79	2:22.916	19.750
31	2:23.367	21.030
18	2:23.792	22.282
82	2:24.088	23.093
55	2:24.185	24.187
21	2:24.289	25.253
108	2:24.623	26.125
Num	**Lap Time**	**Gap**
Lap 11		
9	2:24.170	
33	2:24.198	00.476
11	2:23.801	01.066
54	2:23.167	01.289
51	2:23.344	01.958
777	2:22.516	02.106
4	2:21.954	02.479
13	2:21.369	02.775
17	2:21.043	03.262
10	2:20.709	03.684
1	2:20.092	04.253
6	2:19.812	04.738
80	2:19.203	04.807
63	2:19.331	05.664
188	2:18.952	07.534
19	2:19.121	08.424
26	2:19.143	08.913
86	2:18.729	10.056
20	2:18.335	10.297

Num	Lap Time	Gap
28	2:18.094	10.955
65	2:17.171	11.074
75	2:16.398	11.168
79	2:16.344	11.924
31	2:15.306	12.166
18	2:14.967	13.079
82	2:15.077	14.000
55	2:14.527	14.544
21	2:14.063	15.146
108	2:14.145	16.100
Num	**Lap Time**	**Gap**
Lap 12		
9	1:43.384	
33	1:43.671	00.763
11	1:43.577	01.259
54	1:44.024	01.929
51	1:44.779	03.353
777	1:45.009	03.731
4	1:45.180	04.275
13	1:45.422	04.813
17	1:45.501	05.379
10	1:45.622	05.922
1	1:45.324	06.193
80	1:45.405	06.828
6	1:45.641	06.995
63	1:45.247	07.527
188	1:44.762	08.912
19	1:46.115	11.155
26	1:46.015	11.544
86	1:45.632	12.304
20	1:45.944	12.857
28	1:45.857	13.428
75	1:45.931	13.715
65	1:47.060	14.750
79	1:47.055	15.595
31	1:47.796	16.578
18	1:47.564	17.259
82	1:46.771	17.387
55	1:47.676	18.836
21	1:47.687	19.449
108	1:47.138	19.854
Num	**Lap Time**	**Gap**
Lap 13		
9	1:42.980	
33	1:43.144	00.927
11	1:43.093	01.372
54	1:43.649	02.598
51	1:43.673	04.046
777	1:44.013	04.764
4	1:43.869	05.164
13	1:43.808	05.641
17	1:44.018	06.417
10	1:44.138	07.080
1	1:44.262	07.475
80	1:44.388	08.236
6	1:44.671	08.686
63	1:44.669	09.216

Num	Lap Time	Gap
188	1:44.410	10.342
19	1:45.010	13.185
26	1:44.889	13.453
86	1:45.172	14.496
20	1:44.953	14.830
28	1:45.001	15.449
75	1:45.590	16.325
65	1:44.986	16.756
79	1:45.787	18.402
31	1:45.781	19.379
18	1:45.510	19.789
82	1:45.560	19.967
55	1:46.758	22.614
21	1:46.634	23.103
108	1:46.548	23.422
Num	**Lap Time**	**Gap**
Lap 14		
9	1:42.595	
33	1:42.799	01.131
11	1:43.150	01.927
54	1:43.173	03.176
51	1:43.385	04.836
777	1:43.619	05.788
4	1:43.693	06.262
13	1:43.697	06.743
17	1:43.722	07.544
10	1:43.880	08.365
1	1:43.999	08.879
80	1:44.270	09.911
6	1:44.251	10.342
63	1:44.471	11.092
188	1:44.368	12.115
19	1:45.055	15.645
26	1:45.011	15.869
86	1:44.851	16.752
20	1:44.930	17.165
28	1:44.836	17.690
75	1:44.550	18.280
65	1:45.109	19.270
79	1:45.543	21.350
31	1:45.724	22.508
18	1:45.774	22.968
82	1:46.064	23.436
55	1:45.777	25.796
21	1:46.014	26.522
108	1:46.044	26.871
Num	**Lap Time**	**Gap**
Lap 15		
9	1:42.510	
33	1:42.635	01.256
11	1:43.009	02.426
54	1:43.245	03.911
51	1:43.148	05.474
777	1:43.807	07.085
4	1:43.620	07.372
13	1:43.620	07.853
17	1:43.717	08.751

Num	Lap Time	Gap
10	1:43.609	09.464
80	1:44.324	11.725
6	1:44.564	12.396
63	1:44.421	13.003
188	1:44.352	13.957
1	1:48.740	15.109
19	1:45.071	18.206
26	1:45.221	18.580
86	1:45.237	19.479
20	1:51.428	26.083
28	1:51.725	26.905
75	1:52.082	27.852
65	1:52.455	29.215
79	1:52.481	31.321
31	1:52.983	32.981
18	1:53.529	33.987
82	1:54.381	35.307
55	1:53.114	36.400
21	1:54.874	38.886
108	1:55.554	39.915
Num	**Lap Time**	**Gap**
Lap 16		
9	1:42.794	
33	1:43.066	01.528
11	1:42.944	02.576
54	1:43.108	04.225
51	1:43.255	05.935
777	1:44.026	08.317
4	1:43.940	08.518
13	1:43.846	08.905
17	1:43.720	09.677
10	1:43.833	10.503
80	1:43.828	12.759
6	1:43.779	13.381
188	1:44.536	15.699
63	1:49.999	20.208
19	1:45.301	20.713
26	1:45.178	20.964
86	1:45.094	21.779
1	2:57.260	1:29.575
20	2:58.045	1:41.334
Num	**Lap Time**	**Gap**
Lap 17		
9	1:42.758	
33	1:43.065	01.835
65	2:58.690	1 Lap
11	1:43.744	03.562
75	3:02.465	1 Lap
54	1:44.238	05.705
31	2:58.691	1 Lap
28	3:05.506	1 Lap
51	1:44.591	07.768
777	1:44.287	09.846
79	3:04.852	1 Lap
4	1:45.007	10.767
13	1:44.929	11.076
17	1:44.571	11.490

Num	Lap Time	Gap
10	1:44.501	12.246
55	3:02.134	1 Lap
108	3:00.286	1 Lap
21	3:01.962	1 Lap
80	1:45.673	15.674
82	3:06.765	1 Lap
18	3:09.013	1 Lap
188	1:44.863	17.804
6	1:51.342	21.965
19	1:45.838	23.793
26	1:45.853	24.059
86	1:45.736	24.757
1	1:42.797	1:29.614
63	2:58.419	1:35.869
20	1:42.603	1:41.179
Num	**Lap Time**	**Gap**
Lap 18		
9	1:42.848	
33	1:42.819	01.806
65	1:42.920	1 Lap
11	1:42.888	03.602
75	1:43.155	1 Lap
54	1:43.844	06.701
31	1:43.958	1 Lap
28	1:43.519	1 Lap
51	1:43.637	08.557
777	1:43.622	10.620
79	1:45.181	1 Lap
13	1:44.860	13.088
10	1:44.581	13.979
55	1:44.479	1 Lap
4	1:49.567	17.486
21	1:45.297	1 Lap
82	1:44.199	1 Lap
18	1:43.549	1 Lap
80	1:46.073	18.899
17	1:50.362	19.004
108	1:48.079	1 Lap
188	1:45.161	20.117
19	1:45.826	26.771
86	1:45.636	27.545
26	1:50.873	32.084
1	1:42.403	1:29.169
63	1:44.413	1:37.434
6	2:58.643	1:37.760
20	1:42.620	1:40.951
Num	**Lap Time**	**Gap**
Lap 19		
9	1:42.723	
33	1:42.947	02.030
65	1:42.955	1 Lap
11	1:42.965	03.844
75	1:43.064	1 Lap
31	1:42.957	1 Lap
54	1:43.995	07.973
28	1:43.583	1 Lap
51	1:43.623	09.457

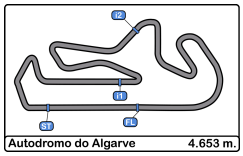

Autodromo Int. do Algarve
International GT Open
Race - 1
Analysis by Lap

Num	Lap Time	Gap
777	1:43.582	11.479
79	1:44.085	1 Lap
13	1:44.304	14.669
10	1:44.100	15.356
55	1:43.943	1 Lap
82	1:42.538	1 Lap
18	1:42.876	1 Lap
80	1:44.341	20.517
21	1:45.875	1 Lap
108	1:46.321	1 Lap
188	1:46.313	23.707
86	1:44.608	29.430
19	1:50.384	34.432
1	1:42.824	1:29.270
4	2:57.759	1:32.522
17	2:57.931	1:34.212
63	1:43.805	1:38.516
6	1:43.581	1:38.618
20	1:42.382	1:40.610
Lap 20		
9	1:42.567	
33	1:42.917	02.380
65	1:43.063	1 Lap
11	1:42.811	04.088
75	1:42.850	1 Lap
31	1:42.332	1 Lap
54	1:44.160	09.566
26	3:03.921	1 Lap
51	1:44.051	10.941
28	1:45.300	1 Lap
777	1:43.952	12.864
79	1:43.963	1 Lap
10	1:44.077	16.866
55	1:43.993	1 Lap
82	1:42.239	1 Lap
18	1:42.302	1 Lap
13	1:49.383	21.485
80	1:44.094	22.044
21	1:44.092	1 Lap
188	1:44.627	25.767
108	1:46.607	1 Lap
86	1:45.004	31.867
1	1:42.264	1:28.967
4	1:43.117	1:33.072
17	1:43.109	1:34.754
63	1:43.573	1:39.522
6	1:43.667	1:39.718
20	1:42.824	1:40.867
Lap 21		
9	1:42.517	
33	1:42.652	02.515
65	1:42.767	1 Lap
11	1:42.661	04.232
75	1:43.842	1 Lap
31	1:42.579	1 Lap

Num	Lap Time	Gap
19	2:59.389	1 Lap
54	1:43.244	10.293
51	1:43.770	12.194
28	1:44.325	1 Lap
777	1:44.333	14.680
26	1:47.303	1 Lap
79	1:43.476	1 Lap
10	1:44.231	18.580
82	1:43.907	1 Lap
18	1:43.532	1 Lap
55	1:44.913	1 Lap
80	1:43.684	23.211
21	1:43.871	1 Lap
108	1:46.011	1 Lap
86	1:44.381	33.731
188	1:51.159	34.409
1	1:42.812	1:29.262
4	1:43.603	1:34.158
17	1:43.005	1:35.242
13	2:59.758	1:38.726
6	1:43.529	1:40.730
63	1:44.312	1:41.317
20	1:43.220	1:41.570
65	1:42.770	1:46.173
Lap 22		
9	1:47.508	
75	1:43.070	1 Lap
33	1:47.584	02.591
31	1:43.062	1 Lap
11	1:48.012	04.736
19	1:44.853	1 Lap
28	1:43.563	1 Lap
54	1:49.383	12.168
79	1:43.889	1 Lap
51	1:48.809	13.495
26	1:45.969	1 Lap
82	1:42.805	1 Lap
18	1:43.369	1 Lap
777	1:48.963	16.135
55	1:44.511	1 Lap
21	1:43.820	1 Lap
10	1:50.030	21.102
80	1:48.954	24.657
108	1:46.563	1 Lap
86	1:52.453	38.676
1	1:42.419	1:24.173
4	1:43.419	1:30.069
17	1:43.090	1:30.824
13	1:43.600	1:34.818
6	1:43.046	1:36.268
63	1:43.801	1:37.610
20	1:43.843	1:37.905
65	1:42.869	1:41.534
75	1:43.984	1:46.567
31	1:43.972	1:46.817
188	3:02.073	1:48.974

Num	Lap Time	Gap
19	1:44.722	1:50.804
28	1:43.675	1:52.661
79	1:43.534	1:56.586
82	1:42.682	1:56.727
18	1:42.732	1:57.645
26	1:46.107	2:00.069
55	1:43.934	2:00.592
21	1:43.396	2:03.484
108	1:46.544	2:16.611
Lap 23		
33	2:58.106	
9	3:01.390	00.693
11	2:58.686	02.725
1	1:43.147	06.623
54	2:59.709	11.180
51	2:59.560	12.358
4	1:43.521	12.893
17	1:43.544	13.671
13	1:43.634	17.755
6	1:43.994	19.565
20	1:45.574	22.782
63	1:46.349	23.262
777	3:09.326	24.764
65	1:44.411	25.248
75	1:43.375	29.245
31	1:43.399	29.519
80	3:10.042	34.002
188	1:46.227	34.504
19	1:44.741	34.848
28	1:43.755	35.719
79	1:43.628	39.517
82	1:43.682	39.712
18	1:43.335	40.283
55	1:44.854	44.749
26	1:46.149	45.521
21	1:43.482	46.269
10	3:28.780	49.185
86	3:23.744	1:01.723
108	1:46.781	1:02.695
Lap 24		
33	1:43.280	
9	1:43.779	01.192
11	1:42.944	02.389
1	1:42.750	06.093
54	1:44.902	12.802
51	1:44.195	13.273
4	1:43.848	13.461
17	1:43.653	14.044
13	1:43.715	18.190
6	1:43.262	19.547
20	1:42.860	22.362
63	1:43.960	23.942
65	1:43.384	25.352
777	1:46.058	27.542
75	1:43.175	29.140

Num	Lap Time	Gap
31	1:43.155	29.394
80	1:44.642	35.364
188	1:45.218	36.442
19	1:45.267	36.835
28	1:44.612	37.051
79	1:43.509	39.746
82	1:43.467	39.899
18	1:43.175	40.178
55	1:43.887	45.356
21	1:44.269	47.258
26	1:45.600	47.841
10	1:47.230	53.135
108	1:46.356	1:05.771
Lap 25		
33	1:42.752	
9	1:43.713	02.153
11	1:43.170	02.807
1	1:42.539	05.880
51	1:45.390	15.911
17	1:44.776	16.068
4	1:45.979	16.688
54	1:46.955	17.005
13	1:43.813	19.251
6	1:44.208	21.003
20	1:42.998	22.608
63	1:43.416	24.606
65	1:42.999	25.599
777	1:44.994	29.784
31	1:43.419	30.061
75	1:44.184	30.572
80	1:45.354	37.966
28	1:45.255	39.554
19	1:46.912	40.995
79	1:44.399	41.393
18	1:44.525	41.951
82	1:44.828	41.975
188	1:48.679	42.369
55	1:44.035	46.639
21	1:43.517	48.023
26	1:44.837	49.926
10	1:47.108	57.491
108	1:45.986	1:09.005
Lap 26		
33	1:42.745	
9	1:43.504	02.912
11	1:43.215	03.277
1	1:42.573	05.708
17	1:44.331	17.654
4	1:44.489	18.432
51	1:45.833	18.999
54	1:46.086	20.346
13	1:44.339	20.845
6	1:43.397	21.655
20	1:42.909	22.772
63	1:43.949	25.810

Num	Lap Time	Gap
65	1:43.313	26.167
31	1:43.173	30.489
75	1:44.251	32.078
777	1:46.373	33.412
28	1:44.746	41.555
80	1:46.557	41.778
19	1:44.462	42.712
79	1:44.218	42.866
82	1:43.769	42.999
18	1:44.218	43.424
188	1:46.136	45.760
55	1:43.852	47.746
21	1:43.622	48.900
26	1:45.713	52.894
10	1:44.875	59.621
108	1:46.580	1:12.840
86	5:47.562	2 Laps
Lap 27		
33	1:42.653	
9	1:43.591	03.850
11	1:43.559	04.183
1	1:42.824	05.879
17	1:43.661	18.662
4	1:43.841	19.620
51	1:43.894	20.240
13	1:43.840	22.032
54	1:45.375	23.068
6	1:44.356	23.358
20	1:43.507	23.626
63	1:43.930	27.087
65	1:43.856	27.370
31	1:42.568	30.404
75	1:43.455	32.880
777	1:45.481	36.240
28	1:43.833	42.735
79	1:44.545	44.758
82	1:44.689	45.035
80	1:47.041	46.166
19	1:46.357	46.416
188	1:45.318	48.425
55	1:43.812	48.905
18	1:48.716	49.487
21	1:44.098	50.345
26	1:45.387	55.628
10	1:45.245	1:02.213
108	1:47.201	1:17.388
Lap 28		
33	1:43.068	
9	1:43.640	04.422
11	1:43.671	04.786
1	1:43.064	05.875
17	1:43.861	19.455
4	1:43.625	20.177
51	1:43.744	20.916
13	1:43.534	22.498

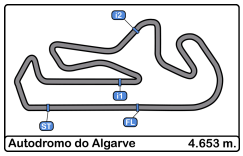

Autodromo Int. do Algarve
International GT Open
Race - 1
Analysis by Lap

Num	Lap Time	Gap
6	1:45.110	25.400
20	1:45.229	25.787
54	1:46.394	26.394
63	1:44.129	28.148
65	1:44.107	28.409
31	1:42.817	30.153
75	1:43.315	33.127
777	1:45.397	38.569
28	1:43.696	43.363
82	1:43.261	45.228
79	1:44.653	46.343
19	1:45.103	48.451
80	1:46.046	49.144
55	1:44.544	50.381
18	1:44.332	50.751
21	1:44.313	51.590
188	1:47.283	52.640
86	2:43.583	3 Laps
26	1:45.894	58.454
10	1:45.117	1:04.262
108	1:46.552	1:20.872

Num	Lap Time	Gap
Lap 29		
33	1:43.202	
9	1:43.765	04.985
11	1:43.804	05.388
1	1:43.372	06.045
17	1:43.859	20.112
4	1:43.826	20.801
51	1:43.867	21.581
13	1:44.178	23.474
6	1:44.218	26.416
20	1:44.157	26.742
54	1:45.002	28.194
63	1:44.133	29.079
65	1:44.162	29.369
31	1:42.829	29.780
75	1:43.878	33.803
777	1:45.892	41.259
28	1:43.528	43.689
82	1:42.720	44.746
79	1:44.125	47.266
19	1:44.813	50.062
80	1:45.596	51.538
18	1:44.128	51.677
55	1:44.857	52.036
21	1:44.256	52.644
188	1:45.666	55.104
26	1:45.751	1:01.003
86	1:48.871	3 Laps
10	1:45.173	1:06.233
108	1:46.759	1:24.429

Num	Lap Time	Gap
Lap 30		
33	1:43.068	
9	1:43.597	05.514
11	1:43.655	05.975
1	1:43.423	06.400
17	1:43.723	20.767
4	1:43.904	21.637
51	1:43.702	22.215
13	1:43.945	24.351
6	1:44.006	27.354
20	1:43.948	27.622
54	1:44.963	30.089
63	1:44.618	30.629
65	1:44.561	30.862
31	1:44.354	31.066
75	1:43.530	34.265
777	1:44.631	42.822
82	1:42.967	44.645
28	1:44.851	45.472
79	1:44.147	48.345
19	1:44.945	51.939
18	1:43.577	52.186
55	1:44.429	53.397
80	1:46.425	54.895
21	1:45.497	55.073
188	1:45.228	57.264
26	1:46.296	1:04.231
86	1:47.756	3 Laps
10	1:45.653	1:08.818
108	1:46.298	1:27.659

Num	Lap Time	Gap
Lap 31		
33	1:42.891	
9	1:43.740	06.363
11	1:43.773	06.857
1	1:43.641	07.150
17	1:43.546	21.422
4	1:43.438	22.184
51	1:44.082	23.406
13	1:43.795	25.255
20	1:44.335	29.066
6	1:45.272	29.735
63	1:44.228	31.966
31	1:44.654	32.829
65	1:45.704	33.675
54	1:46.608	33.806
75	1:43.569	34.943
82	1:42.844	44.598
777	1:45.409	45.340
28	1:43.925	46.506
79	1:44.544	49.998
18	1:43.928	53.223
19	1:45.149	54.197
55	1:43.992	54.498
21	1:44.512	56.694
80	1:46.568	58.572
188	1:45.192	59.565
26	1:45.442	1:06.782
10	1:45.701	1:11.628
86	1:47.893	3 Laps
108	1:46.119	1:30.887

Num	Lap Time	Gap
Lap 32		
33	1:42.927	
9	1:43.971	07.407
11	1:43.822	07.752
1	1:43.837	08.060
17	1:43.864	22.359
4	1:43.589	22.846
51	1:43.620	24.099
13	1:43.522	25.850
20	1:43.034	29.173
6	1:43.761	30.569
63	1:43.904	32.943
31	1:43.253	33.155
65	1:43.469	34.217
54	1:45.051	35.930
75	1:44.304	36.320
82	1:42.640	44.311
777	1:45.605	48.018
28	1:44.570	48.149
79	1:43.793	50.864
18	1:42.953	53.249
19	1:45.368	56.638
55	1:45.359	56.930
21	1:43.990	57.757
80	1:45.649	1:01.294
188	1:45.707	1:02.345
26	1:45.379	1:09.234
10	1:45.213	1:13.914
86	1:47.036	3 Laps
108	1:46.821	1:34.781

Num	Lap Time	Gap
Lap 33		
33	1:43.362	
9	1:44.094	08.139
1	1:43.950	08.648
11	1:44.552	08.942
17	1:43.681	22.678
4	1:43.849	23.333
51	1:43.834	24.571
13	1:43.453	25.941
20	1:43.021	28.832
6	1:43.828	31.035
31	1:43.543	33.336
63	1:44.950	34.531
65	1:43.971	34.826
75	1:44.643	37.601
54	1:45.474	38.042
82	1:42.799	43.748
28	1:45.020	49.807
777	1:46.719	51.375
79	1:44.301	51.803
18	1:43.143	53.030
19	1:45.235	58.511
55	1:45.257	58.825
21	1:44.992	59.387
80	1:46.562	1:04.494
188	1:45.812	1:04.795
26	1:45.629	1:11.501
10	1:44.918	1:15.470
86	1:47.511	3 Laps
108	1:48.156	1:39.575

Num	Lap Time	Gap
Lap 34		
33	1:43.617	
1	1:44.235	09.266
9	1:45.051	09.573
11	1:44.497	09.822
17	1:43.638	22.699
4	1:43.996	23.712
51	1:43.804	24.758
13	1:43.841	26.165
20	1:43.271	28.486
6	1:43.542	30.960
31	1:42.828	32.547
63	1:44.919	35.833
65	1:44.894	36.103
75	1:43.829	37.813
54	1:45.263	39.688
82	1:42.701	42.832
28	1:43.963	50.153
79	1:44.564	52.750
18	1:43.619	53.032
777	1:46.171	53.929
19	1:44.888	59.782
55	1:44.779	59.987
21	1:44.856	1:00.626
80	1:45.805	1:06.682
188	1:45.871	1:07.049
26	1:45.952	1:13.836
10	1:45.324	1:17.177
86	1:47.249	3 Laps

Num	Lap Time	Gap
Lap 35		
33	1:43.392	
108	1:48.800	1 Lap
1	1:43.123	08.997
9	1:44.255	10.436
11	1:44.235	10.665
17	1:43.415	22.722
4	1:43.574	23.894
51	1:43.525	24.891
13	1:43.678	26.451
20	1:43.113	28.207
6	1:43.511	31.079
31	1:42.873	32.028
63	1:43.991	36.432
65	1:43.996	36.707
75	1:44.035	38.456
54	1:44.498	40.794
82	1:42.802	42.242
28	1:44.301	51.062
18	1:43.648	53.288
79	1:44.539	53.897
777	1:46.721	57.258
19	1:44.660	1:01.050
55	1:44.758	1:01.353
21	1:45.039	1:02.273
80	1:46.441	1:09.731
188	1:46.411	1:10.068
26	1:46.371	1:16.815
10	1:45.646	1:19.431
86	1:46.760	3 Laps

Num	Lap Time	Gap
Lap 36		
33	1:43.633	
108	1:47.316	1 Lap
1	1:43.221	08.585
11	1:45.219	12.251
9	1:54.338	21.141
17	1:44.142	23.231
4	1:43.593	23.854
51	1:43.557	24.815
13	1:43.635	26.453
20	1:43.062	27.636
6	1:43.956	31.402
31	1:43.252	31.647
63	1:44.211	37.010
65	1:44.159	37.233
75	1:43.547	38.370
82	1:43.204	41.813
54	1:45.298	42.459
28	1:44.277	51.706
18	1:43.142	52.797
79	1:44.025	54.289
777	1:45.534	59.159
19	1:45.132	1:02.549
55	1:45.078	1:02.798
21	1:44.619	1:03.259
80	1:46.038	1:12.136
188	1:46.099	1:12.534
26	1:45.851	1:19.033
10	1:45.164	1:20.962
86	1:47.889	3 Laps

Num	Lap Time	Gap
Lap 37		
33	1:43.169	
1	1:43.081	08.497
108	1:48.683	1 Lap
11	1:43.641	12.723
9	1:44.096	22.068
17	1:43.703	23.765
4	1:43.888	24.573
51	1:43.887	25.533
13	1:43.550	26.834
20	1:43.513	27.980
6	1:44.452	32.685
31	1:44.591	33.069
63	1:44.037	37.878
65	1:44.002	38.066
75	1:43.787	38.988
82	1:42.833	41.477

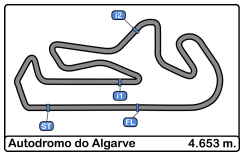

Autodromo Int. do Algarve
International GT Open
Race - 1
Analysis by Lap

Num	Lap Time	Gap
54	1:44.705	43.995
28	1:44.202	52.739
18	1:43.532	53.160
79	1:43.951	55.071
777	1:45.094	1:01.084
19	1:45.308	1:04.688
55	1:45.322	1:04.951
21	1:45.389	1:05.479
80	1:45.560	1:14.527
188	1:46.018	1:15.383
26	1:45.865	1:21.729
10	1:45.397	1:23.190
86	1:46.797	3 Laps

Num	Lap Time	Gap
6	1:45.384	35.248
63	1:45.295	40.077
65	1:45.363	40.374
75	1:44.838	40.550
82	1:43.684	40.726
54	1:44.501	46.202
28	1:44.305	55.306
79	1:44.801	56.825
777	1:46.144	1:05.698
18	1:56.776	1:07.969
19	1:45.268	1:08.055
55	1:45.429	1:08.491
21	1:46.230	1:10.338
80	1:45.959	1:18.965
188	1:46.060	1:19.853
26	1:46.894	1:27.898
10	2:20.998	2:02.560

Num	Lap Time	Gap
Lap 38		
33	1:43.500	
1	1:43.255	08.252
11	1:44.423	13.646
108	1:49.072	1 Lap
9	1:44.217	22.785
17	1:43.906	24.171
4	1:44.050	25.123
51	1:43.948	25.981
13	1:43.638	26.972
20	1:43.301	27.781
6	1:44.347	33.532
31	1:44.319	33.888
63	1:44.072	38.450
65	1:44.113	38.679
75	1:43.892	39.380
82	1:42.733	40.710
54	1:44.874	45.369
28	1:45.430	54.669
18	1:45.201	54.861
79	1:44.121	55.692
777	1:45.638	1:03.222
19	1:45.267	1:06.455
55	1:45.279	1:06.730
21	1:45.797	1:07.776
80	1:45.647	1:16.674
188	1:45.578	1:17.461
26	1:46.443	1:24.672
10	1:45.540	1:25.230

Num	Lap Time	Gap
Lap 39		
33	1:43.668	
1	1:43.013	07.597
11	1:43.730	13.708
86	2:06.966	4 Laps
108	1:47.596	1 Lap
9	1:43.952	23.069
17	1:43.870	24.373
4	1:43.872	25.327
51	1:43.990	26.303
13	1:43.811	27.115
20	1:43.513	27.626
31	1:44.420	34.640

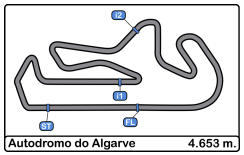

Autodromo Int. do Algarve
International GT Open
Race - 1
Best Sectors Results

	Sector - 1			Sector - 2			Sector - 3			Ideal Lap vs Best Lap					
Clas	Nº	Driver	Time	Nº	Driver	Time	Nº	Driver	Time	Clas	Nº	Driver	Ideal Lap	Best Lap	Clas
1	82	Ramírez - Aron	31.945	1	Reicher - Haase	32.138	31	Hash - Fontana	37.645	1	82	Ramírez - Aron	1:42.048	1:42.239	1
2	9	Bartone - Schiller	31.990	82	Ramírez - Aron	32.290	18	Nesov - Kizilov	37.674	2	18	Nesov - Kizilov	1:42.144	1:42.302	3
3	18	Nesov - Kizilov	32.001	9	Bartone - Schiller	32.355	20	Pierburg - Baumann	37.690	3	31	Hash - Fontana	1:42.199	1:42.332	4
4	31	Hash - Fontana	32.099	65	Neumann - Dunner	32.428	82	Ramírez - Aron	37.813	4	1	Reicher - Haase	1:42.201	1:42.264	2
5	33	Macdonald - Kell	32.111	20	Pierburg - Baumann	32.428	33	Macdonald - Kell	37.820	5	9	Bartone - Schiller	1:42.278	1:42.510	6
6	51	Bennett - Mosca	32.155	11	Révész - Cairoli	32.451	11	Révész - Cairoli	37.839	6	20	Pierburg - Baumann	1:42.325	1:42.382	5
7	1	Reicher - Haase	32.159	31	Hash - Fontana	32.455	54	Müller - Mettler	37.864	7	33	Macdonald - Kell	1:42.453	1:42.635	7
8	65	Neumann - Dunner	32.161	17	Lebbon - Emson	32.462	17	Lebbon - Emson	37.887	8	11	Révész - Cairoli	1:42.466	1:42.661	8
9	11	Révész - Cairoli	32.176	18	Nesov - Kizilov	32.469	1	Reicher - Haase	37.904	9	65	Neumann - Dunner	1:42.558	1:42.767	9
10	20	Pierburg - Baumann	32.207	75	Salaquarda - Milota	32.471	9	Bartone - Schiller	37.933	10	17	Lebbon - Emson	1:42.653	1:43.005	11
11	55	De Meeus - Abril	32.217	79	Zelger - Babini	32.483	65	Neumann - Dunner	37.969	11	75	Salaquarda - Milota	1:42.728	1:42.850	10
12	6	Jans - Walker	32.242	4	Porter - Meakin	32.486	75	Salaquarda - Milota	37.990	12	51	Bennett - Mosca	1:42.816	1:43.148	15
13	13	Visoiu - Krütten	32.246	51	Bennett - Mosca	32.511	79	Zelger - Babini	38.068	13	54	Müller - Mettler	1:42.896	1:43.108	13
14	75	Salaquarda - Milota	32.267	33	Macdonald - Kell	32.522	4	Porter - Meakin	38.103	14	4	Porter - Meakin	1:42.924	1:43.117	14
15	21	Forgione - Rugolo	32.298	777	Jedliński - Basz	32.546	80	Ludwig - Velasco	38.103	15	79	Zelger - Babini	1:42.941	1:43.476	20
16	17	Lebbon - Emson	32.304	28	Bonduel - Dörrbecker	32.589	6	Jans - Walker	38.105	16	6	Jans - Walker	1:43.002	1:43.046	12
17	54	Müller - Mettler	32.314	6	Jans - Walker	32.655	51	Bennett - Mosca	38.150	17	13	Visoiu - Krütten	1:43.109	1:43.414	18
18	4	Porter - Meakin	32.335	13	Visoiu - Krütten	32.701	13	Visoiu - Krütten	38.162	18	28	Bonduel - Dörrbecker	1:43.180	1:43.519	22
19	10	Grove - Grove	32.346	63	Doquin - Petrov	32.701	28	Bonduel - Dörrbecker	38.195	19	777	Jedliński - Basz	1:43.194	1:43.354	16
20	63	Doquin - Petrov	32.367	54	Müller - Mettler	32.718	63	Doquin - Petrov	38.212	20	63	Doquin - Petrov	1:43.280	1:43.416	19
21	777	Jedliński - Basz	32.371	80	Ludwig - Velasco	32.731	777	Jedliński - Basz	38.277	21	21	Forgione - Rugolo	1:43.344	1:43.396	17
22	79	Zelger - Babini	32.390	21	Forgione - Rugolo	32.753	10	Grove - Grove	38.278	22	55	De Meeus - Abril	1:43.371	1:43.812	24
23	28	Bonduel - Dörrbecker	32.396	10	Grove - Grove	32.768	55	De Meeus - Abril	38.280	23	80	Ludwig - Velasco	1:43.373	1:43.684	23
24	188	Sansom - Ramos	32.506	26	Blanchemain - Påverud	32.835	21	Forgione - Rugolo	38.293	24	10	Grove - Grove	1:43.392	1:43.516	21
25	80	Ludwig - Velasco	32.539	55	De Meeus - Abril	32.874	188	Sansom - Ramos	38.322	25	188	Sansom - Ramos	1:43.825	1:44.154	25
26	86	Gudmundsson - Gissurarson	32.593	19	Rogalski - Ugran	32.897	19	Rogalski - Ugran	38.572	26	26	Blanchemain - Påverud	1:44.017	1:44.821	28
27	26	Blanchemain - Påverud	32.604	188	Sansom - Ramos	32.997	86	Gudmundsson - Gissurarson	38.577	27	19	Rogalski - Ugran	1:44.077	1:44.462	27
28	19	Rogalski - Ugran	32.608	86	Gudmundsson - Gissurarson	33.197	26	Blanchemain - Påverud	38.578	28	86	Gudmundsson - Gissurarson	1:44.367	1:44.381	26
29	108	Naran - Jackson	33.075	77	Alfredo Hernández	33.477	108	Naran - Jackson	38.910	29	108	Naran - Jackson	1:45.497	1:45.719	29
30	77	Alfredo Hernández	33.285	108	Naran - Jackson	33.512	77	Alfredo Hernández	39.191	30	77	Alfredo Hernández	1:45.953	1:46.279	30
31	5	Jedliński - Korzeniowski	34.379	5	Jedliński - Korzeniowski	35.051	5	Jedliński - Korzeniowski	41.504	31	5	Jedliński - Korzeniowski	1:50.934	1:51.556	31

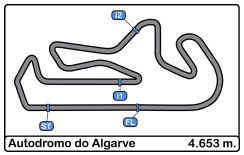

Autodromo Int. do Algarve

International GT Open

Race - 1

Leader Sequence

Nº	Entrant/Team	Nat	Driver 1	Nat	Driver 2	Nat	Vehicle	Cat	Start Lap	End Lap	Laps	Total Laps
9	GetSpeed	DEU	Anthony Bartone	USA	**Fabian Schiller**	DEU	Mercedes AMG GT3 EVO	PRO	1	**22**	22	22
33	Greystone GT	GBR	**Dean Macdonald**	GBR	James Kell	GBR	McLaren 720S GT3 EVO	PRO	23	**39**	17	17

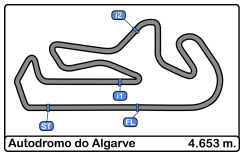

Autodromo Int. do Algarve
International GT Open
Race - 1
Best 5 Lap Times

												Best 1		Best 2		Best 3		Best 4		Best 5	
Cl	Nº	Entrant/Team	Nat	Driver 1	Nat	Driver 2	Nat	Vehicle	Cat	Cl	Time	Lap	Time	Lap	Time	Lap	Time	Lap	Time	Lap
1	82	GetSpeed	DEU	Marcelo Ramírez	MEX	Ralf Aron	EST	Mercedes AMG GT3 EVO	PRO	1	1:42.239	19	1:42.538	18	1:42.640	32	1:42.682	22	1:42.701	34
2	1	Eastalent Racing	AUT	Simon Reicher	AUT	Christopher Haase	DEU	Audi R8 LMS GT3 EVO II	PRO	2	1:42.264	20	1:42.403	18	1:42.419	22	1:42.539	25	1:42.573	26
3	18	Dinamic GT	ITA	Alexey Nesov	ND	Maksim Kizilov	ND	Porsche 911 GT3 R (992)	PRO	3	1:42.302	19	1:42.732	22	1:42.876	18	1:42.953	32	1:43.142	36
4	31	Car Collection Motorsport	DEU	Hash	USA	Alex Fontana	CHE	Porsche 911 GT3 R (992)	PROAM	1	1:42.332	19	1:42.568	27	1:42.579	20	1:42.817	28	1:42.828	34
5	20	SPS Automotive Performance	DEU	Valentin Pierburg	DEU	Dominik Baumann	AUT	Mercedes AMG GT3 EVO	PROAM	2	1:42.382	19	1:42.603	17	1:42.620	18	1:42.824	20	1:42.860	24
6	9	GetSpeed	DEU	Anthony Bartone	USA	Fabian Schiller	DEU	Mercedes AMG GT3 EVO	PRO	4	1:42.510	15	1:42.517	21	1:42.567	20	1:42.595	14	1:42.723	19
7	33	Greystone GT	GBR	Dean Macdonald	GBR	James Kell	GBR	McLaren 720S GT3 EVO	PRO	5	1:42.635	15	1:42.652	21	1:42.653	27	1:42.745	26	1:42.752	25
8	11	Team Motopark	DEU	Levente Révész	HUN	Matteo Cairoli	ITA	Mercedes AMG GT3 EVO	PRO	6	1:42.661	21	1:42.811	20	1:42.888	18	1:42.932	6	1:42.944	16
9	65	Team Motopark	DEU	Heiko Neumann	DEU	Lukas Dunner	AUT	Mercedes AMG GT3 EVO	PROAM	3	1:42.767	20	1:42.770	21	1:42.869	22	1:42.920	17	1:42.955	18
10	75	Team ISR	CZE	Filip Salaquarda	CZE	Libor Milota	CZE	Audi R8 LMS GT3 EVO II	PROAM	4	1:42.850	19	1:43.064	18	1:43.070	21	1:43.155	17	1:43.175	24
11	17	Elite Motorsport with Entire Race Engineering	GBR	Tom Lebbon	GBR	Tom Emson	GBR	Ferrari 296 GT3	PRO	7	1:43.005	21	1:43.090	22	1:43.109	20	1:43.415	35	1:43.544	23
12	6	GetSpeed	DEU	Steve Jans	LUX	Aaron Walker	GBR	Mercedes AMG GT3 EVO	PROAM	5	1:43.046	22	1:43.262	24	1:43.397	26	1:43.511	35	1:43.529	21
13	54	CBRX by SPS	DEU	Dexter Müller	CHE	Yannick Mettler	CHE	Mercedes AMG GT3 EVO	PROAM	6	1:43.108	16	1:43.173	14	1:43.206	6	1:43.244	21	1:43.245	15
14	4	Optimum Motorsport	GBR	Michael Porter	GBR	Zac Meakin	GBR	McLaren 720S GT3 EVO	PRO	8	1:43.117	20	1:43.412	6	1:43.419	22	1:43.438	31	1:43.442	7
15	51	AF Corse	ITA	Carl Bennett	THA	Tommaso Mosca	ITA	Ferrari 296 GT3	PRO	9	1:43.148	15	1:43.255	16	1:43.311	7	1:43.385	14	1:43.518	6
16	777	Olimp Racing	POL	Marcin Jedliński	POL	Karol Basz	POL	Ferrari 296 GT3	PROAM	7	1:43.354	6	1:43.441	7	1:43.582	19	1:43.619	14	1:43.622	18
17	21	AF Corse	ITA	Gino Forgione	CHE	Michele Rugolo	ITA	Ferrari 296 GT3	AM	1	1:43.396	22	1:43.482	23	1:43.517	25	1:43.622	26	1:43.820	21
18	13	Team Motopark	DEU	Robert Visoiu	ROU	Niklas Krütten	DEU	Mercedes AMG GT3 EVO	PRO	10	1:43.414	7	1:43.438	5	1:43.453	33	1:43.484	6	1:43.522	32
19	63	Oregon Team	ITA	Antoine Doquin	FRA	Artem Petrov	ISR	Lamborghini Huracán GT3 EVO2	PRO	11	1:43.416	25	1:43.573	20	1:43.801	22	1:43.805	19	1:43.904	32
20	79	Tsunami RT	SMR	Johannes Zelger	ITA	Fabio Babini	ITA	Porsche 911 GT3 R (992)	PROAM	8	1:43.476	20	1:43.509	24	1:43.534	22	1:43.628	23	1:43.793	32
21	10	Iron Lynx	ITA	Brenton Grove	AUS	Stephen Grove	AUS	Mercedes AMG GT3 EVO	PROAM	9	1:43.516	5	1:43.609	15	1:43.703	6	1:43.797	7	1:43.833	16
22	28	BDR Grupo Prom Racing Team	BEL	Amaury Bonduel	FRA	Luis Michael Dörrbecker	MEX	Mercedes AMG GT3 EVO	PRO	12	1:43.519	17	1:43.528	29	1:43.563	21	1:43.583	18	1:43.675	22
23	80	Mertel Motorsport	DEU	Luca Ludwig	DEU	Iván Velasco	ESP	Ferrari 488 GT3 Evo	PROAM	10	1:43.684	21	1:43.828	16	1:43.897	5	1:43.985	6	1:44.094	20
24	55	AF Corse	ITA	Laurent De Meeus	BEL	Vincent Abril	FRA	Ferrari 296 GT3	PROAM	11	1:43.812	27	1:43.852	26	1:43.887	24	1:43.934	22	1:43.943	18
25	188	Garage 59	GBR	Mark Sansom	GBR	Miguel Ramos	PRT	McLaren 720S GT3 EVO	AM	2	1:44.154	6	1:44.161	7	1:44.352	15	1:44.368	14	1:44.373	5
26	86	Team Thor	ISL	Audunn Gudmundsson	ISL	Thorvaldur Gissurarson	ISL	Porsche 911 GT3 R (992)	AM	3	1:44.381	21	1:44.608	19	1:44.851	14	1:44.977	7	1:45.004	20
27	19	Oregon Team	ITA	Robin Rogalski	POL	Filip Ugran	ROU	Lamborghini Huracán GT3 EVO2	PRO	13	1:44.462	26	1:44.660	35	1:44.722	22	1:44.741	23	1:44.813	29
28	26	Sainteloc Racing	FRA	Michael Blanchemain	FRA	Marcus Påverud	NOR	Audi R8 LMS GT3 EVO II	PROAM	12	1:44.821	4	1:44.837	25	1:44.889	13	1:45.011	14	1:45.051	6
29	108	Vimana by GetSpeed	DEU	Ameerh Naran	ZWE	Tom Jackson	GBR	Mercedes AMG GT3 EVO	AM	4	1:45.719	7	1:45.986	25	1:46.011	20	1:46.044	14	1:46.119	31
30	77	BDR Grupo Prom Racing Team	BEL	Alfredo Hernández	MEX			Mercedes AMG GT3 EVO	AM	5	1:46.279	6	1:46.286	4	1:46.404	3	1:46.721	5	1:48.128	2
31	5	Olimp Racing	POL	Stanislaw Jedliński	POL	Krystian Korzeniowski	POL	Ferrari 296 GT3	AM	6	1:51.556	2	1:52.375	4	1:53.112	5	1:53.804	3	1:54.019	6

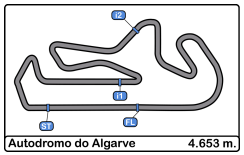

Autodromo Int. do Algarve
International GT Open
Race - 1
Best 5 Top Speeds

														Top 1		Top 2		Top 3		Top 4		Top 5		
Cl	Nº	Entrant/Team	Nat	Driver 1	Nat	Driver 2	Nat	Vehicle	Cat	Cl	Km/h	Lap	Km/h	Lap	Km/h	Lap	Km/h	Lap	Km/h	Lap	Km/h	Lap	Avg
1	51	AF Corse	ITA	Carl Bennett	THA	**Tommaso Mosca**	ITA	Ferrari 296 GT3	PRO	1	**265.3**	21	261.5	19	260.8	14	260.8	15	260.8	20	261.8
2	11	Team Motopark	DEU	Levente Révész	HUN	**Matteo Cairoli**	ITA	Mercedes AMG GT3 EVO	PRO	2	**263.4**	21	262.7	22	262.1	14	262.1	20	261.5	15	262.3
3	26	Sainteloc Racing	FRA	Michael Blanchemain	FRA	**Marcus Påverud**	NOR	Audi R8 LMS GT3 EVO II	PROAM	1	**263.4**	18	262.1	2	261.5	4	261.5	5	261.5	6	262.0
4	82	GetSpeed	DEU	**Marcelo Ramírez**	MEX	Ralf Aron	EST	Mercedes AMG GT3 EVO	PRO	3	**263.4**	21	262.7	20	262.7	27	262.1	18	260.8	2	262.3
5	31	Car Collection Motorsport	DEU	**Hash**	USA	Alex Fontana	CHE	Porsche 911 GT3 R (992)	PROAM	2	**262.7**	30	261.5	25	261.5	26	261.5	33	260.8	6	261.6
6	777	Olimp Racing	POL	Marcin Jedliński	POL	**Karol Basz**	POL	Ferrari 296 GT3	PROAM	3	**262.7**	2	262.1	14	261.5	12	261.5	13	260.8	4	261.7
7	18	Dinamic GT	ITA	Alexey Nesov	ND	**Maksim Kizilov**	ND	Porsche 911 GT3 R (992)	PRO	4	**262.1**	18	262.1	20	262.1	22	262.1	25	262.1	27	262.1
8	75	Team ISR	CZE	Filip Salaquarda	CZE	**Libor Milota**	CZE	Audi R8 LMS GT3 EVO II	PROAM	4	**262.1**	4	262.1	13	261.5	3	260.8	2	260.2	20	261.3
9	63	Oregon Team	ITA	**Antoine Doquin**	FRA	Artem Petrov	ISR	Lamborghini Huracán GT3 EVO2	PRO	5	**261.5**	3	257.1	13	257.1	14	257.1	20	256.5	2	257.8
10	65	Team Motopark	DEU	**Heiko Neumann**	DEU	Lukas Dunner	AUT	Mercedes AMG GT3 EVO	PROAM	5	**261.5**	18	258.9	6	258.3	3	258.3	19	258.3	20	259.1
11	80	Mertel Motorsport	DEU	**Luca Ludwig**	DEU	Iván Velasco	ESP	Ferrari 488 GT3 Evo	PROAM	6	**261.5**	3	258.3	19	257.7	5	257.1	2	257.1	13	258.3
12	1	Eastalent Racing	AUT	**Simon Reicher**	AUT	Christopher Haase	DEU	Audi R8 LMS GT3 EVO II	PRO	6	**260.8**	31	260.8	32	260.2	13	260.2	14	260.2	33	260.4
13	13	Team Motopark	DEU	Robert Visoiu	ROU	**Niklas Krütten**	DEU	Mercedes AMG GT3 EVO	PRO	7	**260.8**	14	260.8	15	260.8	16	260.8	18	260.2	2	260.7
14	79	Tsunami RT	SMR	**Johannes Zelger**	ITA	Fabio Babini	ITA	Porsche 911 GT3 R (992)	PROAM	7	**260.8**	18	260.2	23	259.6	21	259.6	25	259.6	26	259.9
15	108	Vimana by GetSpeed	DEU	**Ameerh Naran**	ZWE	Tom Jackson	GBR	Mercedes AMG GT3 EVO	AM	1	**260.8**	14	258.3	6	258.3	8	257.7	15	257.1	13	258.5
16	4	Optimum Motorsport	GBR	**Michael Porter**	GBR	Zac Meakin	GBR	McLaren 720S GT3 EVO	PRO	8	**260.2**	14	260.2	15	259.6	16	259.6	17	258.9	6	259.7
17	17	Elite Motorsport with Entire Race Engineering	GBR	**Tom Lebbon**	GBR	Tom Emson	GBR	Ferrari 296 GT3	PRO	9	**260.2**	5	260.2	18	260.2	26	259.6	4	259.6	25	259.9
18	20	SPS Automotive Performance	DEU	**Valentin Pierburg**	DEU	Dominik Baumann	AUT	Mercedes AMG GT3 EVO	PROAM	8	**260.2**	22	260.2	28	259.6	20	259.6	31	258.9	14	259.7
19	21	AF Corse	ITA	**Gino Forgione**	CHE	Michele Rugolo	ITA	Ferrari 296 GT3	AM	2	**260.2**	31	258.9	19	258.9	20	258.9	30	258.9	36	259.2
20	28	BDR Grupo Prom Racing Team	BEL	Amaury Bonduel	FRA	**Luis Michael Dörrbecker**	MEX	Mercedes AMG GT3 EVO	PRO	10	**260.2**	25	260.2	33	259.6	18	259.6	19	259.6	20	259.8
21	54	CBRX by SPS	DEU	Dexter Müller	CHE	**Yannick Mettler**	CHE	Mercedes AMG GT3 EVO	PROAM	9	**260.2**	20	258.9	14	258.9	21	258.9	22	258.9	33	259.2
22	6	GetSpeed	DEU	**Steve Jans**	LUX	Aaron Walker	GBR	Mercedes AMG GT3 EVO	PROAM	10	**259.6**	14	259.6	15	258.3	13	258.3	27	258.3	32	258.8
23	9	GetSpeed	DEU	Anthony Bartone	USA	**Fabian Schiller**	DEU	Mercedes AMG GT3 EVO	PRO	11	**259.6**	21	259.6	22	258.9	20	257.7	36	257.1	15	258.6
24	33	Greystone GT	GBR	**Dean Macdonald**	GBR	James Kell	GBR	McLaren 720S GT3 EVO	PRO	12	**259.6**	21	258.9	14	258.9	15	258.9	22	258.3	19	258.9
25	55	AF Corse	ITA	**Laurent De Meeus**	BEL	Vincent Abril	FRA	Ferrari 296 GT3	PROAM	11	**258.9**	30	257.7	18	257.7	20	257.7	31	257.7	35	258.0
26	188	Garage 59	GBR	Mark Sansom	GBR	**Miguel Ramos**	PRT	McLaren 720S GT3 EVO	AM	3	**258.9**	3	258.9	19	258.3	14	258.3	18	257.7	15	258.4
27	19	Oregon Team	ITA	Robin Rogalski	POL	**Filip Ugran**	ROU	Lamborghini Huracán GT3 EVO2	PRO	13	**258.3**	27	257.7	3	257.1	25	256.5	4	256.5	28	257.2
28	86	Team Thor	ISL	**Audunn Gudmundsson**	ISL	Thorvaldur Gissurarson	ISL	Porsche 911 GT3 R (992)	AM	4	**258.3**	15	257.7	13	257.7	16	257.1	14	257.1	17	257.6
29	10	Iron Lynx	ITA	**Brenton Grove**	AUS	Stephen Grove	AUS	Mercedes AMG GT3 EVO	PROAM	12	**257.7**	17	257.1	22	256.5	6	256.5	18	255.9	12	256.7
30	77	BDR Grupo Prom Racing Team	BEL	Alfredo Hernández	MEX			Mercedes AMG GT3 EVO	AM	5	**254.7**	5	254.1	7	253.5	6	252.3	3	252.3	4	253.4
31	5	Olimp Racing	POL	**Stanislaw Jedliński**	POL	Krystian Korzeniowski	POL	Ferrari 296 GT3	AM	6	**252.3**	2	250.5	3	248.8	4	247.7	5	247.7	6	249.4

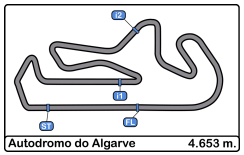

Autodromo Int. do Algarve
International GT Open
Race - 1
Fastest Laps Sequence

Lap	Time of Day	Session Time	Nº	Entrant/Team	Nat	Driver 1	Nat	Driver 2	Nat	Vehicle	Cat	Time	Km/h
2	14:43:05.177	3:33.177	9	GetSpeed	DEU	Anthony Bartone	USA	**Fabian Schiller**	DEU	Mercedes AMG GT3 EVO	PRO	**1:43.706**	161.5
2	14:43:06.312	3:34.312	11	Team Motopark	DEU	Levente Révész	HUN	**Matteo Cairoli**	ITA	Mercedes AMG GT3 EVO	PRO	**1:43.513**	161.8
3	14:44:48.514	5:16.514	9	GetSpeed	DEU	Anthony Bartone	USA	**Fabian Schiller**	DEU	Mercedes AMG GT3 EVO	PRO	**1:43.337**	162.0
4	14:46:31.554	6:59.554	9	GetSpeed	DEU	Anthony Bartone	USA	**Fabian Schiller**	DEU	Mercedes AMG GT3 EVO	PRO	**1:43.040**	162.5
5	14:48:14.469	8:42.469	9	GetSpeed	DEU	Anthony Bartone	USA	**Fabian Schiller**	DEU	Mercedes AMG GT3 EVO	PRO	**1:42.915**	162.7
6	14:49:57.369	10:25.369	9	GetSpeed	DEU	Anthony Bartone	USA	**Fabian Schiller**	DEU	Mercedes AMG GT3 EVO	PRO	**1:42.900**	162.7
14	15:05:51.798	26:19.798	9	GetSpeed	DEU	Anthony Bartone	USA	**Fabian Schiller**	DEU	Mercedes AMG GT3 EVO	PRO	**1:42.595**	163.2
15	15:07:34.308	28:02.308	9	GetSpeed	DEU	Anthony Bartone	USA	**Fabian Schiller**	DEU	Mercedes AMG GT3 EVO	PRO	**1:42.510**	163.4
18	15:14:11.877	34:39.877	1	Eastalent Racing	AUT	**Simon Reicher**	AUT	Christopher Haase	DEU	Audi R8 LMS GT3 EVO II	PRO	**1:42.403**	163.5
19	15:16:06.041	36:34.041	20	SPS Automotive Performance	DEU	**Valentin Pierburg**	DEU	Dominik Baumann	AUT	Mercedes AMG GT3 EVO	PROAM	**1:42.382**	163.6
19	15:16:15.227	36:43.227	31	Car Collection Motorsport	DEU	**Hash**	USA	Alex Fontana	CHE	Porsche 911 GT3 R (992)	PROAM	**1:42.332**	163.6
19	15:16:25.356	36:53.356	82	GetSpeed	DEU	**Marcelo Ramírez**	MEX	Ralf Aron	EST	Mercedes AMG GT3 EVO	PRO	**1:42.239**	163.8

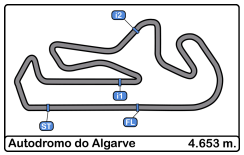

Autodromo Int. do Algarve
International GT Open
Race - 1
Event Best Maximum Speed

Nº	Entrant/Team	Nat	Driver 1	Nat	Driver 2	Nat	Vehicle	Cat	Km/h	Session
75	Team ISR	CZE	Filip Salaquarda	CZE	Libor Milota	CZE	Audi R8 LMS GT3 EVO II	PROAM	269.3	Private test - 2
82	GetSpeed	DEU	Marcelo Ramírez	MEX	Ralf Aron	EST	Mercedes AMG GT3 EVO	PRO	267.9	Private test - 2
51	AF Corse	ITA	Carl Bennett	THA	Tommaso Mosca	ITA	Ferrari 296 GT3	PRO	267.9	Private test - 2
9	GetSpeed	DEU	Anthony Bartone	USA	Fabian Schiller	DEU	Mercedes AMG GT3 EVO	PRO	267.9	Private test - 2
79	Tsunami RT	SMR	Johannes Zelger	ITA	Fabio Babini	ITA	Porsche 911 GT3 R (992)	PROAM	267.9	Private test - 2
4	Optimum Motorsport	GBR	Michael Porter	GBR	Zac Meakin	GBR	McLaren 720S GT3 EVO	PRO	267.3	Private test - 2
86	Team Thor	ISL	Audunn Gudmundsson	ISL	Thorvaldur Gissurarson	ISL	Porsche 911 GT3 R (992)	AM	266.6	Private test - 2
30									266.6	Private test - 2
777	Olimp Racing	POL	Marcin Jedliński	POL	Karol Basz	POL	Ferrari 296 GT3	PROAM	266.6	Private test - 2
17	Elite Motorsport with Entire Race Engineering	GBR	Tom Lebbon	GBR	Tom Emson	GBR	Ferrari 296 GT3	PRO	266.6	Private test - 2
11	Team Motopark	DEU	Levente Révész	HUN	Matteo Cairoli	ITA	Mercedes AMG GT3 EVO	PRO	266.6	Private test - 2
18	Dinamic GT	ITA	Alexey Nesov	ND	Maksim Kizilov	ND	Porsche 911 GT3 R (992)	PRO	266.0	Private test - 1
13	Team Motopark	DEU	Robert Visoiu	ROU	Niklas Krütten	DEU	Mercedes AMG GT3 EVO	PRO	266.0	Private test - 2
65	Team Motopark	DEU	Heiko Neumann	DEU	Lukas Dunner	AUT	Mercedes AMG GT3 EVO	PROAM	266.0	Private test - 2
33	Greystone GT	GBR	Dean Macdonald	GBR	James Kell	GBR	McLaren 720S GT3 EVO	PRO	266.0	Private test - 2
26	Sainteloc Racing	FRA	Michael Blanchemain	FRA	Marcus Påverud	NOR	Audi R8 LMS GT3 EVO II	PROAM	266.0	Private test - 2
21	AF Corse	ITA	Gino Forgione	CHE	Michele Rugolo	ITA	Ferrari 296 GT3	AM	265.3	Private test - 1
28	BDR Grupo Prom Racing Team	BEL	Amaury Bonduel	FRA	Luis Michael Dörrbecker	MEX	Mercedes AMG GT3 EVO	PRO	265.3	Private test - 2
1	Eastalent Racing	AUT	Simon Reicher	AUT	Christopher Haase	DEU	Audi R8 LMS GT3 EVO II	PRO	265.3	Private test - 2
5	Olimp Racing	POL	Stanislaw Jedliński	POL	Krystian Korzeniowski	POL	Ferrari 296 GT3	AM	265.3	Private test - 2
20	SPS Automotive Performance	DEU	Valentin Pierburg	DEU	Dominik Baumann	AUT	Mercedes AMG GT3 EVO	PROAM	264.7	Private test - 2
80	Mertel Motorsport	DEU	Luca Ludwig	DEU	Iván Velasco	ESP	Ferrari 488 GT3 Evo	PROAM	264.7	Private test - 2
188	Garage 59	GBR	Mark Sansom	GBR	Miguel Ramos	PRT	McLaren 720S GT3 EVO	AM	264.7	Private test - 2
10	Iron Lynx	ITA	Brenton Grove	AUS	Stephen Grove	AUS	Mercedes AMG GT3 EVO	PROAM	264.7	Private test - 2
54	CBRX by SPS	DEU	Dexter Müller	CHE	Yannick Mettler	CHE	Mercedes AMG GT3 EVO	PROAM	264.7	Private test - 2
19	Oregon Team	ITA	Robin Rogalski	POL	Filip Ugran	ROU	Lamborghini Huracán GT3 EVO2	PRO	264.0	Private test - 2
55	AF Corse	ITA	Laurent De Meeus	BEL	Vincent Abril	FRA	Ferrari 296 GT3	PROAM	264.0	Private test - 2
6	GetSpeed	DEU	Steve Jans	LUX	Aaron Walker	GBR	Mercedes AMG GT3 EVO	PROAM	263.4	Private test - 2
63	Oregon Team	ITA	Antoine Doquin	FRA	Artem Petrov	ISR	Lamborghini Huracán GT3 EVO2	PRO	262.7	Private test - 2
31	Car Collection Motorsport	DEU	Hash	USA	Alex Fontana	CHE	Porsche 911 GT3 R (992)	PROAM	262.7	Race - 1
77	BDR Grupo Prom Racing Team	BEL	Alfredo Hernández	MEX			Mercedes AMG GT3 EVO	AM	261.5	Private test - 2
108	Vimana by GetSpeed	DEU	Ameerh Naran	ZWE	Tom Jackson	GBR	Mercedes AMG GT3 EVO	AM	260.8	Race - 1

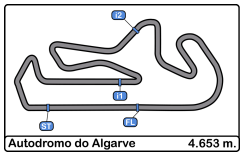

Autodromo Int. do Algarve

International GT Open

Race - 1

Lap Chart

LAP

Nr	Po	Grid	1	2	3	4	5	6	7	8	9	10	11	12	13	14	15	16	17	18	19	20	21	22	23	24	25	26	27	28	29	30	31	32	33	34	35
9	**1**	9	9	9	9	9	9	9	9	9	9	9	9	9	9	9	9	9	9	9	9	9	9	9	33	33	33	33	33	33	33	33	33	33	33	33	33
33	**2**	33	33	33	33	33	33	33	33	33	33	33	33	33	33	33	33	33	33	33	33	33	33	33	9	9	9	9	9	9	9	9	9	9	9	1	1
11	**3**	11	11	11	11	11	11	11	11	11	11	11	11	11	11	11	11	11	11	11	11	11	11	11	11	11	11	11	11	11	11	11	11	11	1	9	9
54	**4**	54	54	54	54	54	54	54	54	54	54	54	54	54	54	54	54	54	54	54	54	54	54	54	1	1	1	1	1	1	1	1	1	1	11	11	11
4	**5**	4	51	51	51	51	51	51	51	51	51	51	51	51	51	51	51	51	51	51	51	51	51	51	54	54	51	17	17	17	17	17	17	17	17	17	17
13	**6**	13	10	777	777	777	777	777	777	777	777	777	777	777	777	777	777	777	777	777	777	777	777	777	51	51	17	4	4	4	4	4	4	4	4	4	4
777	**7**	777	777	4	4	4	4	4	4	4	4	4	4	4	4	4	4	4	4	13	13	10	10	10	4	4	4	51	51	51	51	51	51	51	51	51	51
51	**8**	51	4	13	13	13	13	13	13	13	13	13	13	13	13	13	13	13	13	10	10	13	80	80	17	17	54	54	13	13	13	13	13	13	13	13	13
10	**9**	10	13	17	17	17	17	17	17	17	17	17	17	17	17	17	17	17	17	4	80	80	86	86	13	13	13	13	54	6	6	6	20	20	20	20	20
17	**10**	17	17	10	10	10	10	10	10	10	10	10	10	10	10	10	10	10	10	80	188	188	188	1	6	6	6	6	6	20	20	20	6	6	6	6	6
6	**11**	6	6	6	1	1	1	1	1	1	1	1	1	1	1	1	80	80	80	17	86	86	1	4	20	20	20	20	20	54	54	54	63	63	31	31	31
1	**12**	1	1	1	6	6	6	6	6	6	6	6	6	80	80	80	6	6	188	188	19	1	4	17	63	63	63	63	63	63	63	63	31	31	63	63	63
188	**13**	188	80	63	80	80	80	80	80	80	80	80	80	6	6	6	63	188	6	19	1	4	17	13	777	65	65	65	65	65	65	65	65	65	65	65	65
20	**14**	20	63	80	63	63	63	63	63	63	63	63	63	63	63	63	188	63	19	86	4	17	13	6	65	777	777	31	31	31	31	31	54	54	75	75	75
63	**15**	63	188	188	188	188	188	188	188	188	188	188	188	188	188	188	1	19	26	26	17	63	6	63	75	75	31	75	75	75	75	75	75	75	54	54	54
80	**16**	80	19	19	19	19	19	19	19	19	19	19	19	19	19	19	19	26	86	1	63	6	63	20	31	31	75	777	777	777	777	777	82	82	82	82	82
26	**17**	26	26	26	26	26	26	26	26	26	26	26	26	26	26	26	26	86	1	63	6	20	20	65	80	80	80	28	28	28	28	82	777	777	28	28	28
19	**18**	19	20	20	20	20	20	20	20	86	86	86	86	86	86	86	86	1	63	6	20	65	65	75	188	188	28	80	79	82	82	28	28	28	777	79	18
65	**19**	65	86	86	86	86	86	86	86	20	20	20	20	20	20	20	20	20	20	20	65	75	75	31	19	19	19	19	82	79	79	79	79	79	79	18	79
86	**20**	86	65	28	28	28	28	28	28	28	28	28	28	28	28	28	28	65	65	65	75	31	31	188	28	28	79	79	80	19	19	19	18	18	18	777	777
28	**21**	28	28	65	65	65	65	65	65	65	65	65	65	75	75	75	75	75	75	75	31	19	19	19	79	79	18	82	19	80	80	18	19	19	19	19	19
75	**22**	75	79	75	75	75	75	75	75	75	75	75	75	65	65	65	65	31	31	31	26	28	28	28	82	82	82	18	188	55	18	55	55	55	55	55	55
82	**23**	82	75	79	79	79	79	79	79	79	79	79	79	79	79	79	79	28	28	28	28	26	79	79	18	18	188	188	55	18	55	80	21	21	21	21	21
31	**24**	31	31	31	31	31	31	31	31	31	31	31	31	31	31	31	31	79	79	79	79	79	26	82	55	55	55	55	18	21	21	21	80	80	80	80	80
79	**25**	79	82	18	18	18	18	18	18	18	18	18	18	18	18	18	18	55	55	55	55	82	82	18	26	21	21	21	21	188	188	188	188	188	188	188	188
18	**26**	18	18	82	82	82	82	82	82	82	82	82	82	82	82	82	82	108	21	82	82	18	18	26	21	26	26	26	26	26	26	26	26	26	26	26	26
55	**27**	55	55	55	55	55	55	55	55	55	55	55	55	55	55	55	55	21	82	18	18	55	55	55	10	10	10	10	10	10	10	10	10	10	10	10	10
21	**28**	21	21	21	21	21	21	21	21	21	21	21	21	21	21	21	21	82	18	21	21	21	21	21	86	108	108	108	108	108	108	108	108	108	108	108	108
77	**29**	77	108	108	108	108	108	108	108	108	108	108	108	108	108	108	108	18	108	108	108	108	108	108	108	86	86	86	86	86	86	86	86	86	86	86	86

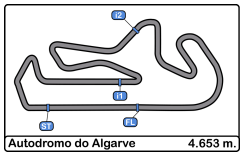

Autodromo Int. do Algarve

International GT Open

Race - 1

Lap Chart

LAP

Nr	Po	36	37	38	39
9	**1**	33	33	33	33
33	**2**	1	1	1	1
11	**3**	11	11	11	11
54	**4**	9	9	9	9
4	**5**	17	17	17	17
13	**6**	4	4	4	4
777	**7**	51	51	51	51
51	**8**	13	13	13	13
10	**9**	20	20	20	20
17	**10**	6	6	6	31
6	**11**	31	31	31	6
1	**12**	63	63	63	63
188	**13**	65	65	65	65
20	**14**	75	75	75	75
63	**15**	82	82	82	82
80	**16**	54	54	54	54
26	**17**	28	28	28	28
19	**18**	18	18	18	79
65	**19**	79	79	79	777
86	**20**	777	777	777	18
28	**21**	19	19	19	19
75	**22**	55	55	55	55
82	**23**	21	21	21	21
31	**24**	80	80	80	80
79	**25**	188	188	188	188
18	**26**	26	26	26	26
55	**27**	10	10	10	10
21	**28**	108	108	108	
77	**29**				

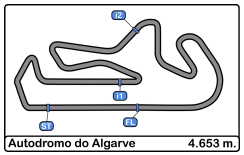

Autodromo Int. do Algarve

International GT Open

Race - 1

Lap Chart

LAP

Nr	Po	Grid	1	2	3	4	5	6	7	8	9	10	11	12	13	14	15	16	17	18	19	20	21	22	23	24	25	26	27	28	29	30	31	32	33	34	35
108	**30**	108	5	5	5	5	5	5	5																												
5	**31**	5	77	77	77	77	77	77																													

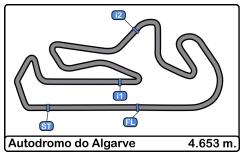

Autodromo Int. do Algarve
International GT Open
Race - 1
Lap Chart

LAP

Nr	Po	36	37	38	39
108	**30**				
5	**31**				

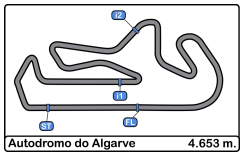

Autodromo Int. do Algarve

International GT Open

Race - 1

Graphic Lap Chart

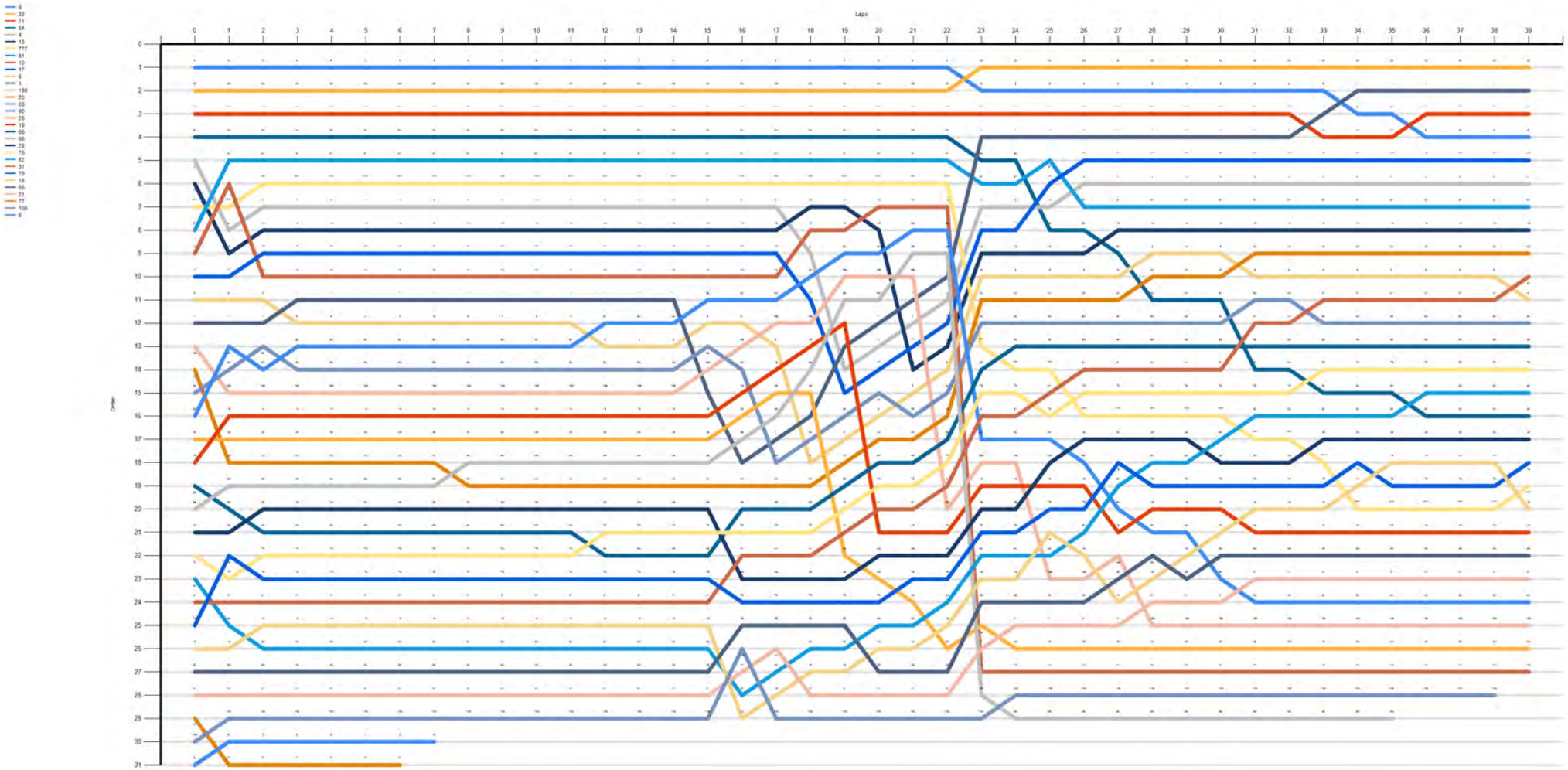

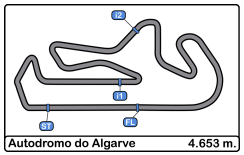

Autodromo Int. do Algarve
International GT Open
Race - 1
Pit Stop Analysis

Ord	Nr.	In Day Time	Entrant/Team	Nat	Driver 1	Nat	Driver 2	Nat	Vehicle	Cat	In Time	Stop Nº	Pit Time	Handicap	Diff.
1	1	15:07:45.299	Eastalent Racing	AUT	**Simon Reicher**	AUT	Christopher Haase	DEU	Audi R8 LMS GT3 EVO II	PRO	28:13.001	1	1:20.844	1:20	
2	20	15:07:56.180	SPS Automotive Performance	DEU	**Valentin Pierburg**	DEU	Dominik Baumann	AUT	Mercedes AMG GT3 EVO	PROA	28:23.882	1	1:21.494	1:20	
3	28	15:07:56.973	BDR Grupo Prom Racing Team	BEL	Amaury Bonduel	FRA	**Luis Michael Dörrbecker**	MEX	Mercedes AMG GT3 EVO	PRO	28:24.675	1	1:27.765	1:20	
4	75	15:07:58.004	Team ISR	CZE	Filip Salaquarda	CZE	**Libor Milota**	CZE	Audi R8 LMS GT3 EVO II	PROA	28:25.706	1	1:24.437	1:20	
5	65	15:07:59.309	Team Motopark	DEU	**Heiko Neumann**	DEU	Lukas Dunner	AUT	Mercedes AMG GT3 EVO	PROA	28:27.011	1	1:21.079	1:20	
6	79	15:08:01.432	Tsunami RT	SMR	**Johannes Zelger**	ITA	Fabio Babini	ITA	Porsche 911 GT3 R (992)	PROA	28:29.134	1	1:24.625	1:20	
7	31	15:08:03.068	Car Collection Motorsport	DEU	**Hash**	USA	Alex Fontana	CHE	Porsche 911 GT3 R (992)	PROA	28:30.770	1	1:20.822	1:20	
8	18	15:08:04.194	Dinamic GT	ITA	Alexey Nesov	ND	**Maksim Kizilov**	ND	Porsche 911 GT3 R (992)	PRO	28:31.896	1	1:32.102	1:20	
9	82	15:08:05.346	GetSpeed	DEU	**Marcelo Ramírez**	MEX	Ralf Aron	EST	Mercedes AMG GT3 EVO	PRO	28:33.048	1	1:27.997	1:20	
10	55	15:08:06.508	AF Corse	ITA	**Laurent De Meeus**	BEL	Vincent Abril	FRA	Ferrari 296 GT3	PROA	28:34.210	1	1:22.130	1:20	
11	21	15:08:08.249	AF Corse	ITA	**Gino Forgione**	CHE	Michele Rugolo	ITA	Ferrari 296 GT3	AM	28:35.951	1	1:23.772	1:20	
12	108	15:08:09.218	Vimana by GetSpeed	DEU	**Ameerh Naran**	ZME	Tom Jackson	GBR	Mercedes AMG GT3 EVO	AM	28:36.920	1	1:20.678	1:20	
13	63	15:09:33.150	Oregon Team	ITA	**Antoine Doquin**	FRA	Artem Petrov	ISR	Lamborghini Huracán GT3 EVO2	PRO	30:00.852	1	1:20.177	1:20	
14	6	15:11:17.522	GetSpeed	DEU	**Steve Jans**	LUX	Aaron Walker	GBR	Mercedes AMG GT3 EVO	PROA	31:45.224	1	1:20.495	1:20	
15	4	15:12:55.836	Optimum Motorsport	GBR	**Michael Porter**	GBR	Zac Meakin	GBR	McLaren 720S GT3 EVO	PRO	33:23.538	1	1:20.616	1:20	
16	17	15:12:57.538	Elite Motorsport with Entire Race	GBR	**Tom Lebbon**	GBR	Tom Emson	GBR	Ferrari 296 GT3	PRO	33:25.240	1	1:20.849	1:20	
17	26	15:13:10.651	Sainteloc Racing	FRA	Michael Blanchemain	FRA	**Marcus Påverud**	NOR	Audi R8 LMS GT3 EVO II	PROA	33:38.353	1	1:22.876	1:20	
18	19	15:14:55.705	Oregon Team	ITA	Robin Rogalski	POL	**Filip Ugran**	ROU	Lamborghini Huracán GT3 EVO2	PRO	35:23.407	1	1:20.291	1:20	
19	13	15:16:25.297	Team Motopark	DEU	Robert Visoiu	ROU	**Niklas Krütten**	DEU	Mercedes AMG GT3 EVO	PRO	36:52.999	1	1:21.645	1:20	
20	188	15:18:20.701	Garage 59	GBR	Mark Sansom	GBR	**Miguel Ramos**	PRT	McLaren 720S GT3 EVO	AM	38:48.403	1	1:21.900	1:20	
21	9	15:19:33.852	GetSpeed	DEU	Anthony Bartone	USA	**Fabian Schiller**	DEU	Mercedes AMG GT3 EVO	PRO	40:01.554	1	1:23.771	1:20	
22	33	15:19:36.366	Greystone GT	GBR	**Dean Macdonald**	GBR	James Kell	GBR	McLaren 720S GT3 EVO	PRO	40:04.068	1	1:20.666	1:20	
23	11	15:19:38.555	Team Motopark	DEU	Levente Révész	HUN	**Matteo Cairoli**	ITA	Mercedes AMG GT3 EVO	PRO	40:06.257	1	1:21.861	1:20	
24	54	15:19:46.059	CBRX by SPS	DEU	Dexter Müller	CHE	**Yannick Mettler**	CHE	Mercedes AMG GT3 EVO	PROA	40:13.761	1	1:21.011	1:20	
25	51	15:19:47.367	AF Corse	ITA	Carl Bennett	THA	**Tommaso Mosca**	ITA	Ferrari 296 GT3	PRO	40:15.069	1	1:21.340	1:20	
26	777	15:19:50.006	Olimp Racing	POL	Marcin Jedliński	POL	**Karol Basz**	POL	Ferrari 296 GT3	PROA	40:17.708	1	1:25.427	1:20	
27	10	15:19:54.888	Iron Lynx	ITA	**Brenton Grove**	AUS	Stephen Grove	AUS	Mercedes AMG GT3 EVO	PROA	40:22.590	1	1:22.538	1:20	
28	80	15:19:58.406	Mertel Motorsport	DEU	**Luca Ludwig**	DEU	Iván Velasco	ESP	Ferrari 488 GT3 Evo	PROA	40:26.108	1	1:29.599	1:20	
29	86	15:20:12.531	Team Thor	ISL	**Audunn Gudmundsson**	ISL	Thorvaldur Gissurarson	ISL	Porsche 911 GT3 R (992)	AM	40:40.233	1	1:21.851	1:20	
30	86	15:29:23.618	Team Thor	ISL	**Audunn Gudmundsson**	ISL	Thorvaldur Gissurarson	ISL	Porsche 911 GT3 R (992)	AM	49:51.320	2	1:00.745	1:20	-19.255

* timing tolerance of 0.3%

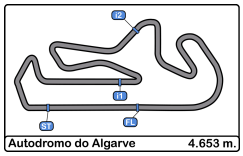

Autodromo Int. do Algarve

International GT Open

Race - 1

Weather Report

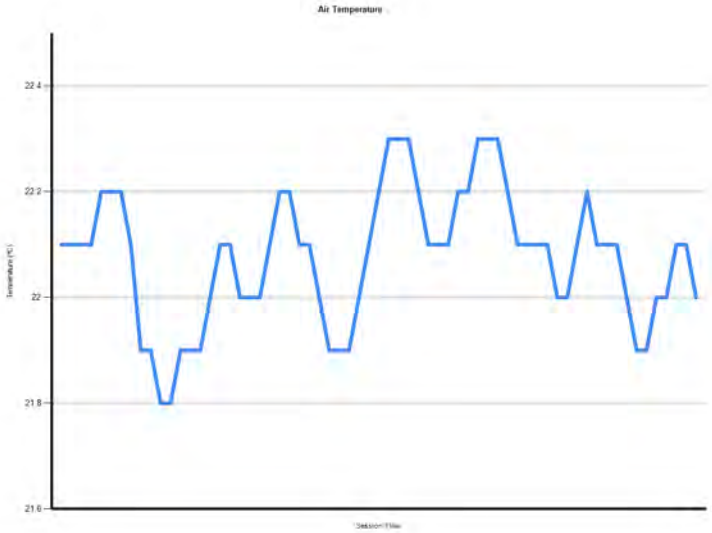

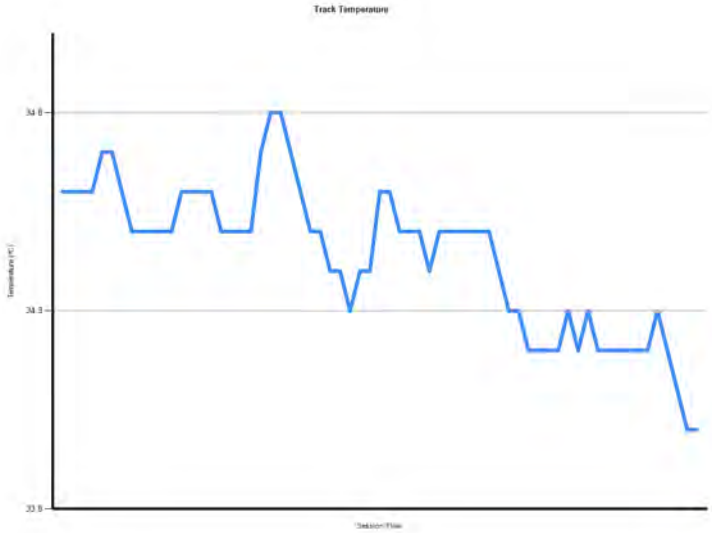

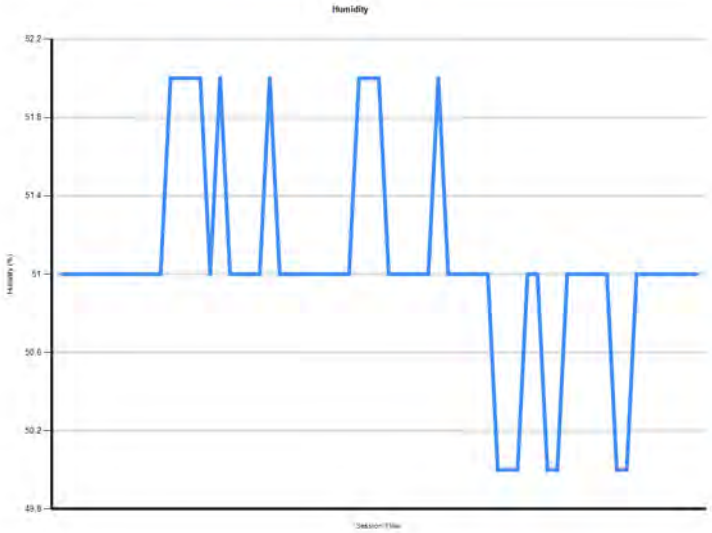

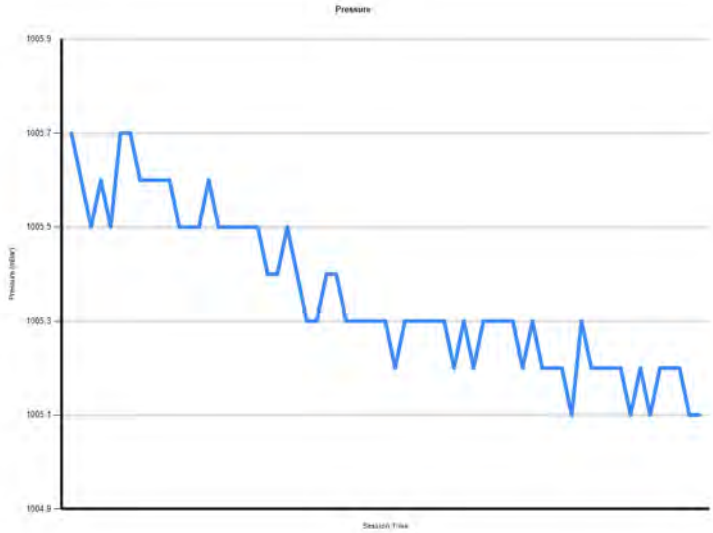

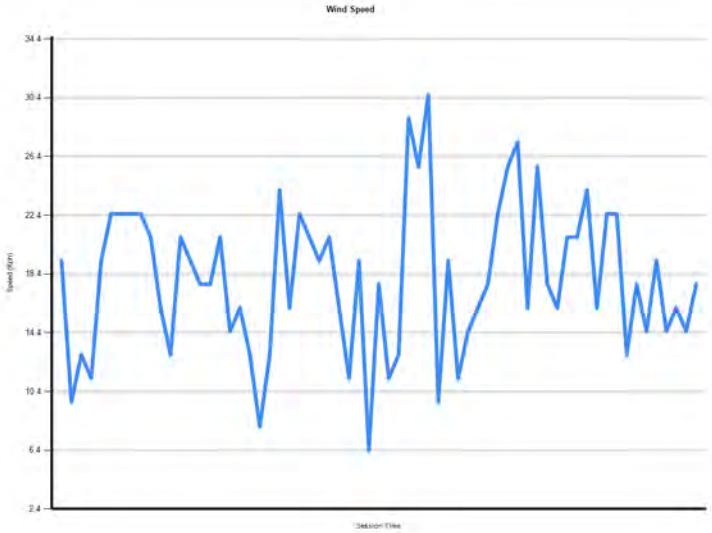

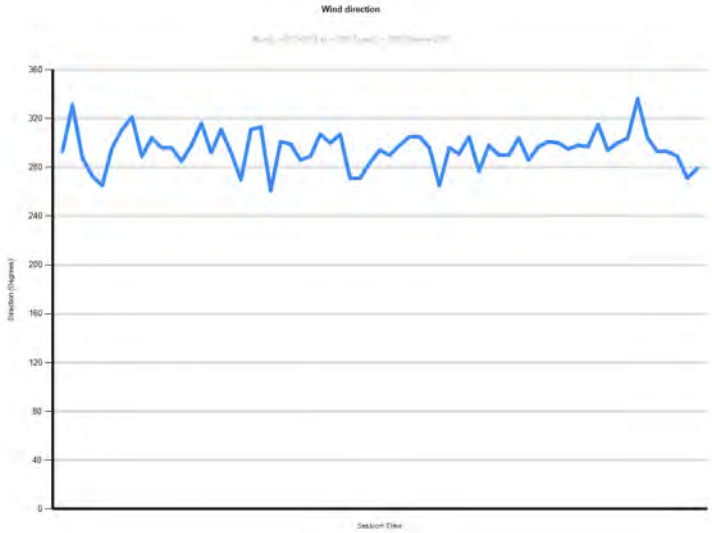

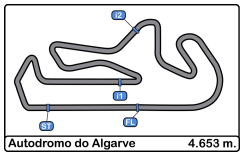

Autodromo do Algarve 4.653 m.

Autodromo Int. do Algarve
International GT Open
Race - 1
Final Results

Cls	Nº	Entrant/Team	Nat	Driver 1	Nat	Driver 2	Nat	Vehicle	Cat	Cl	Laps	Total Time	Gap	Interval	Km/h	Best	Time	Km/h
1	33	Greystone GT	GBR	**Dean Macdonald**	GBR	James Kell	GBR	McLaren 720S GT3 EVO	PRO	1	39	**1:10:37.349**			154.1	15	1:42.635	163.2
2	1	Eastalent Racing	AUT	**Simon Reicher**	AUT	Christopher Haase	DEU	Audi R8 LMS GT3 EVO II	PRO	2	39	**1:10:44.946**	7.597	7.597	153.8	20	1:42.264	163.7
3	9	GetSpeed	DEU	Anthony Bartone	USA	**Fabian Schiller**	DEU	Mercedes AMG GT3 EVO	PRO	3	39	**1:11:00.418**	23.069	15.472	153.3	15	1:42.510	163.4
4	11 *	Team Motopark	DEU	Levente Révész	HUN	**Matteo Cairoli**	ITA	Mercedes AMG GT3 EVO	PRO	4	39	**1:11:01.057**	23.708	0.639	153.3	21	1:42.661	163.1
5	17	Elite Motorsport with Entire Race Engineering	GBR	**Tom Lebbon**	GBR	Tom Emson	GBR	Ferrari 296 GT3	PRO	5	39	**1:11:01.722**	24.373	0.665	153.2	21	1:43.005	162.6
6	4	Optimum Motorsport	GBR	**Michael Porter**	GBR	Zac Meakin	GBR	McLaren 720S GT3 EVO	PRO	6	39	**1:11:02.676**	25.327	0.954	153.2	20	1:43.117	162.4
7	51	AF Corse	ITA	Carl Bennett	THA	**Tommaso Mosca**	ITA	Ferrari 296 GT3	PRO	7	39	**1:11:03.652**	26.303	0.976	153.2	15	1:43.148	162.3
8	20	SPS Automotive Performance	DEU	**Valentin Pierburg**	DEU	Dominik Baumann	AUT	Mercedes AMG GT3 EVO	PROAM	1	39	**1:11:04.975**	27.626	1.323	153.1	19	1:42.382	163.6
9	13 *	Team Motopark	DEU	Robert Visoiu	ROU	**Niklas Krütten**	DEU	Mercedes AMG GT3 EVO	PRO	8	39	**1:11:09.464**	32.115	4.489	153.0	7	1:43.414	161.9
10	31	Car Collection Motorsport	DEU	**Hash**	USA	Alex Fontana	CHE	Porsche 911 GT3 R (992)	PROAM	2	39	**1:11:11.989**	34.640	2.525	152.9	19	1:42.332	163.6
11	6	GetSpeed	DEU	**Steve Jans**	LUX	Aaron Walker	GBR	Mercedes AMG GT3 EVO	PROAM	3	39	**1:11:12.597**	35.248	0.608	152.9	22	1:43.046	162.5
12	63	Oregon Team	ITA	**Antoine Doquin**	FRA	Artem Petrov	ISR	Lamborghini Huracán GT3 EVO2	PRO	9	39	**1:11:17.426**	40.077	4.829	152.7	25	1:43.416	161.9
13	65	Team Motopark	DEU	**Heiko Neumann**	DEU	Lukas Dunner	AUT	Mercedes AMG GT3 EVO	PROAM	4	39	**1:11:17.723**	40.374	0.297	152.7	20	1:42.767	162.9
14	75	Team ISR	CZE	Filip Salaquarda	CZE	**Libor Milota**	CZE	Audi R8 LMS GT3 EVO II	PROAM	5	39	**1:11:17.899**	40.550	0.176	152.7	19	1:42.850	162.8
15	82 *	GetSpeed	DEU	**Marcelo Ramírez**	MEX	Ralf Aron	EST	Mercedes AMG GT3 EVO	PRO	10	39	**1:11:23.075**	45.726	5.176	152.5	19	1:42.239	163.8
16	54	CBRX by SPS	DEU	Dexter Müller	CHE	**Yannick Mettler**	CHE	Mercedes AMG GT3 EVO	PROAM	6	39	**1:11:23.551**	46.202	0.476	152.5	16	1:43.108	162.4
17	28	BDR Grupo Prom Racing Team	BEL	Amaury Bonduel	FRA	**Luis Michael Dörrbecker**	MEX	Mercedes AMG GT3 EVO	PRO	11	39	**1:11:32.655**	55.306	9.104	152.1	17	1:43.519	161.8
18	79	Tsunami RT	SMR	**Johannes Zelger**	ITA	Fabio Babini	ITA	Porsche 911 GT3 R (992)	PROAM	7	39	**1:11:34.174**	56.825	1.519	152.1	20	1:43.476	161.8
19	777	Olimp Racing	POL	Marcin Jedliński	POL	**Karol Basz**	POL	Ferrari 296 GT3	PROAM	8	39	**1:11:43.047**	1:05.698	8.873	151.8	6	1:43.354	162.0
20	19	Oregon Team	ITA	Robin Rogalski	POL	**Filip Ugran**	ROU	Lamborghini Huracán GT3 EVO2	PRO	12	39	**1:11:45.404**	1:08.055	2.357	151.7	26	1:44.462	160.3
21	55	AF Corse	ITA	**Laurent De Meeus**	BEL	Vincent Abril	FRA	Ferrari 296 GT3	PROAM	9	39	**1:11:45.840**	1:08.491	0.436	151.7	27	1:43.812	161.3
22	21	AF Corse	ITA	**Gino Forgione**	CHE	Michele Rugolo	ITA	Ferrari 296 GT3	AM	1	39	**1:11:47.687**	1:10.338	1.847	151.6	22	1:43.396	162.0
23	18 *	Dinamic GT	ITA	Alexey Nesov	ND	**Maksim Kizilov**	ND	Porsche 911 GT3 R (992)	PRO	13	39	**1:11:55.318**	1:17.969	7.631	151.3	19	1:42.302	163.7
24	80	Mertel Motorsport	DEU	**Luca Ludwig**	DEU	Iván Velasco	ESP	Ferrari 488 GT3 Evo	PROAM	10	39	**1:11:56.314**	1:18.965	0.996	151.3	21	1:43.684	161.5
25	188	Garage 59	GBR	Mark Sansom	GBR	**Miguel Ramos**	PRT	McLaren 720S GT3 EVO	AM	2	39	**1:11:57.202**	1:19.853	0.888	151.3	6	1:44.154	160.8
26	26	Sainteloc Racing	FRA	Michael Blanchemain	FRA	**Marcus Påverud**	NOR	Audi R8 LMS GT3 EVO II	PROAM	11	39	**1:12:05.247**	1:27.898	8.045	151.0	4	1:44.821	159.8
27	10	Iron Lynx	ITA	**Brenton Grove**	AUS	Stephen Grove	AUS	Mercedes AMG GT3 EVO	PROAM	12	39	**1:12:39.909**	2:02.560	34.662	149.8	5	1:43.516	161.8
28	108	Vimana by GetSpeed	DEU	**Ameerh Naran**	ZWE	Tom Jackson	GBR	Mercedes AMG GT3 EVO	AM	3	38	**1:10:57.412**	1 Lap	1 Lap	149.5	7	1:45.719	158.4
29	86	Team Thor	ISL	**Audunn Gudmundsson**	ISL	Thorvaldur Gissurarson	ISL	Porsche 911 GT3 R (992)	AM	4	35	**1:10:54.018**	4 Laps	3 Laps	137.8	21	1:44.381	160.4

Not classified: (Requirements: 75% of number laps of leader = 30 Laps)

	5	Olimp Racing	POL	**Stanislaw Jedliński**	POL	Krystian Korzeniowski	POL	Ferrari 296 GT3	AM	5	7	**15:27.142**	32 Laps	28 Laps	126.4	2	1:51.556	150.1
	77	BDR Grupo Prom Racing Team	BEL	Alfredo Hernández	MEX			Mercedes AMG GT3 EVO	AM	6	6	**11:31.891**	33 Laps	1 Lap	145.2	6	1:46.279	157.6

Fastest lap Ramírez - Aron in 1:42.239 at 163.8 Km/h in lap 19

PRO	82	*	GetSpeed	DEU	Marcelo Ramírez	MEX		Ralf Aron	EST		Mercedes AMG GT3 EVO	19	1:42.239	163.8

Published at:.....

Track Temp: **34.0 °C** Air Temp: **22.0 °C** Humidity: **51 %** Track Status: **DRY**

Stewards: Enric Arrazola Jose Carlos Wassmann Mário Manso

Timekeeper: Luis García

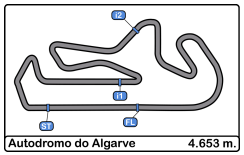

Autodromo Int. do Algarve
International GT Open
Race - 1
Final Results

PROAM	31		Car Collection Motorsport		DEU	Hash		USA		Alex Fontana		CHE		Porsche 911 GT3 R (992)	19	1:42.332	163.6
AM	21		AF Corse		ITA	Gino Forgione		CHE		Michele Rugolo		ITA		Ferrari 296 GT3	22	1:43.396	162.0

*** PENALTIES**

STEWARDS DECISION CAR #13 - 5 SECONDS TIME PENALTY TO BE ADDED TO RACE TIME - TRACK LIMITS
STEWARDS DECISION CAR #18 - 5 SECONDS TIME PENALTY TO BE ADDED TO RACE TIME - TRACK LIMITS
STEWARDS DECISION CAR #82 - 5 SECONDS TIME PENALTY TO BE ADDED TO RACE TIME - OVERTAKING OFF TRACK
STEWARDS DECISION CAR #18 - 5 SECONDS TIME PENALTY TO BE ADDED TO RACE TIME - TRACK LIMITS
STEWARDS DECISION CAR #11 - 10 SECONDS TIME PENALTY TO BE ADDED TO RACE TIME - CAUSING A COLLISION

Published at:.....

Track Temp: **34.0 °C** Air Temp: **22.0 °C** Humidity: **51 %** Track Status: **DRY**

Stewards: Enric Arrazola Jose Carlos Wassmann Mário Manso

Timekeeper: Luis García

Provisional Championship Classification

			Net		Portimao		SPA-Francorchamps	Hockenheim		Hungaroring		Paul Ricard		Red Bull Ring		Barcelona		Monza
Cls	Name	Nat	Pts	Pts	R1	R2	R	R1	R2	R1	R2	R1	R2	R1	R2	R1	R2	R
1	Dean Macdonald		15	15	15													
	James Kell		15	15	15													
2	Christopher Haase		12	12	12													
	Simon Reicher		12	12	12													
3	Fabian Schiller		10	10	10													
	Anthony Bartone		10	10	10													
4	Levente Révész		8	8	8													
	Matteo Cairoli		8	8	8													
5	Tom Emson		6	6	6													
	Tom Lebbon		6	6	6													
6	Zac Meakin		5	5	5													
	Michael Porter		5	5	5													
7	Tommaso Mosca		4	4	4													
	Carl Bennett		4	4	4													
8	Dominik Baumann		3	3	3													
	Valentin Pierburg		3	3	3													
9	Niklas Krütten		2	2	2													
	Robert Visoiu		2	2	2													
10	Hash		1	1	1													
	Alex Fontana		1	1	1													
11	Aaron Walker		0	0														
	Steve Jans		0	0														
12	Antoine Doquin		0	0														
	Artem Petrov		0	0														
13	Heiko Neumann		0	0														
	Lukas Dunner		0	0														
14	Libor Milota		0	0														
	Filip Salaquarda		0	0														
15	Marcelo Ramírez		0	0														
	Ralf Aron		0	0														
16	Yannick Mettler		0	0														
	Dexter Müller		0	0														
17	Amaury Bonduel		0	0														
	Luis Michael Dörrbecker		0	0														
18	Fabio Babini		0	0														
	Johannes Zelger		0	0														
19	Karol Basz		0	0														
	Marcin Jedliński		0	0														
20	Filip Ugran		0	0														
	Robin Rogalski		0	0														
21	Vincent Abril		0	0														
	Laurent De Meeus		0	0														
22	Gino Forgione		0	0														
	Michele Rugolo		0	0														

Provisional Championship Classification

			Net		Portimao		SPA-Francorchamps	Hockenheim		Hungaroring		Paul Ricard		Red Bull Ring		Barcelona		Monza
Cls	Name	Nat	Pts	Pts	R1	R2	R	R1	R2	R1	R2	R1	R2	R1	R2	R1	R2	R
23	Maksim Kizilov		0	0														
	Alexey Nesov		0	0														
24	Luca Ludwig		0	0														
	Iván Velasco		0	0														
25	Miguel Ramos		0	0														
	Mark Sansom		0	0														
26	Michael Blanchemain		0	0														
	Marcus Påverud		0	0														
27	Brenton Grove		0	0														
	Stephen Grove		0	0														
28	Tom Jackson		0	0														
	Ameerh Naran		0	0														
29	Audunn Gudmundsson		0	0														
	Thorvaldur Gissurarson		0	0														
30	Stanislaw Jedliński		0	0														
	Krystian Korzeniowski		0	0														
31	Alfredo Hernández		0	0														

Provisional Championship PROAM Classification

			Net		Portimao		SPA-Francorchamps	Hockenheim		Hungaroring		Paul Ricard		Red Bull Ring		Barcelona		Monza
Cls	Name	Nat	Pts	Pts	R1	R2	R	R1	R2	R1	R2	R1	R2	R1	R2	R1	R2	R
1	Dominik Baumann		10	10	10													
	Valentin Pierburg		10	10	10													
2	Hash		8	8	8													
	Alex Fontana		8	8	8													
3	Aaron Walker		6	6	6													
	Steve Jans		6	6	6													
4	Heiko Neumann		5	5	5													
	Lukas Dunner		5	5	5													
5	Libor Milota		4	4	4													
	Filip Salaquarda		4	4	4													
6	Yannick Mettler		3	3	3													
	Dexter Müller		3	3	3													
7	Fabio Babini		2	2	2													
	Johannes Zelger		2	2	2													
8	Karol Basz		1	1	1													
	Marcin Jedliński		1	1	1													
9	Laurent De Meeus		0	0														
	Vincent Abril		0	0														
10	Luca Ludwig		0	0														
	Iván Velasco		0	0														
11	Marcus Påverud		0	0														
	Michael Blanchemain		0	0														
12	Stephen Grove		0	0														
	Brenton Grove		0	0														

Provisional Championship AM Classification

			Net		Portimao		SPA-Francorchamps	Hockenheim		Hungaroring		Paul Ricard		Red Bull Ring		Barcelona		Monza
Cls	Name	Nat	Pts	Pts	R1	R2	R	R1	R2	R1	R2	R1	R2	R1	R2	R1	R2	R
1	Gino Forgione		10	10	10													
	Michele Rugolo		10	10	10													
2	Miguel Ramos		8	8	8													
	Mark Sansom		8	8	8													
3	Ameerh Naran		6	6	6													
	Tom Jackson		6	6	6													
4	Thorvaldur Gissurarson		4	4	4													
	Audunn Gudmundsson		4	4	4													
5	Krystian Korzeniowski		0	0														
	Stanislaw Jedliński		0	0														
6	Alfredo Hernández		0	0														

Provisional Championship Teams' Classification

Cls	Team	Nat	Net Pts	Pts	Portimao R1	Portimao R2	SPA-Francorchamps R	Hockenheim R1	Hockenheim R2	Hungaroring R1	Hungaroring R2	Paul Ricard R1	Paul Ricard R2	Red Bull Ring R1	Red Bull Ring R2	Barcelona R1	Barcelona R2	Monza R
1	Greystone GT		10	10	10													
2	Eastalent Racing		8	8	8													
3	GetSpeed		6	6	6													
4	Team Motopark		4	4	4													
5	Elite Motorsport		3	3	3													
6	Optimum Motorsport		2	2	2													
7	Oregon Team		0	0														
	Sainteloc Racing		0	0														
	SPS Automotive Performance		0	0														
	Team ISR		0	0														
	Garage 59		0	0														
	Team Thor		0	0														
	Tsunami RT		0	0														
	Iron Lynx		0	0														
	Mertel Motorsport		0	0														
	Olimp Racing		0	0														
	AF Corse		0	0														
	BDR Grupo Prom Racing Team		0	0														
	Car Collection Motorsport		0	0														
	Dinamic GT		0	0														

Drivers Statistics

Cls	Nº	Name	Nat	Net Points	Points	First Positions	Seconds Positions	Thirds Positions	Race Fastest Laps	Pole Positions	Laps in first place	Km. covered in Race	Km. covered in Practice
1	33	Dean Macdonald		15	15	1					17	181.467	260.568
	33	James Kell		15	15	1					17	181.467	260.568
2	1	Christopher Haase		12	12		1					181.467	269.874
	1	Simon Reicher		12	12		1					181.467	269.874
3	9	Fabian Schiller		10	10			1		1	22	181.467	293.139
	9	Anthony Bartone		10	10			1		1	22	181.467	293.139
4	11	Levente Révész		8	8							181.467	232.650
	11	Matteo Cairoli		8	8							181.467	232.650
5	17	Tom Emson		6	6							181.467	251.262
	17	Tom Lebbon		6	6							181.467	251.262
6	4	Zac Meakin		5	5							181.467	227.997
	4	Michael Porter		5	5							181.467	227.997
7	51	Tommaso Mosca		4	4							181.467	325.710
	51	Carl Bennett		4	4							181.467	325.710
8	20	Dominik Baumann		3	3							181.467	386.199
	20	Valentin Pierburg		3	3							181.467	386.199
9	13	Niklas Krütten		2	2							181.467	241.956
	13	Robert Visoiu		2	2							181.467	241.956
10	31	Hash		1	1							181.467	418.770
	31	Alex Fontana		1	1							181.467	418.770
11	6	Aaron Walker		0	0							181.467	381.546
	6	Steve Jans		0	0							181.467	381.546
12	63	Antoine Doquin		0	0							181.467	232.650
	63	Artem Petrov		0	0							181.467	232.650
13	65	Heiko Neumann		0	0							181.467	265.221
	65	Lukas Dunner		0	0							181.467	265.221
14	75	Libor Milota		0	0							181.467	307.098
	75	Filip Salaquarda		0	0							181.467	307.098
15	82	Marcelo Ramírez		0	0				1			181.467	297.792
	82	Ralf Aron		0	0				1			181.467	297.792
16	54	Yannick Mettler		0	0							181.467	372.240
	54	Dexter Müller		0	0							181.467	372.240
17	28	Amaury Bonduel		0	0							181.467	255.915
	28	Luis Michael Dörrbecker		0	0							181.467	255.915
18	79	Fabio Babini		0	0							181.467	367.587
	79	Johannes Zelger		0	0							181.467	367.587
19	777	Karol Basz		0	0							181.467	335.016
	777	Marcin Jedliński		0	0							181.467	335.016
20	19	Filip Ugran		0	0							181.467	265.221
	19	Robin Rogalski		0	0							181.467	265.221

Drivers Statistics

Cls	Nº	Name	Nat	Net Points	Points	First Positions	Seconds Positions	Thirds Positions	Race Fastest Laps	Pole Positions	Laps in first place	Km. covered in Race	Km. covered in Practice
21	55	Vincent Abril		0	0							181.467	321.057
	55	Laurent De Meeus		0	0							181.467	321.057
22	21	Gino Forgione		0	0							181.467	409.464
	21	Michele Rugolo		0	0							181.467	409.464
23	18	Maksim Kizilov		0	0							181.467	255.915
	18	Alexey Nesov		0	0							181.467	255.915
24	80	Luca Ludwig		0	0							181.467	218.691
	80	Iván Velasco		0	0							181.467	218.691
25	188	Miguel Ramos		0	0							181.467	400.158
	188	Mark Sansom		0	0							181.467	400.158
26	26	Michael Blanchemain		0	0							181.467	307.098
	26	Marcus Påverud		0	0							181.467	307.098
27	10	Brenton Grove		0	0							181.467	428.076
	10	Stephen Grove		0	0							181.467	428.076
28	108	Tom Jackson		0	0							176.814	218.691
	108	Ameerh Naran		0	0							176.814	218.691
29	86	Audunn Gudmundsson		0	0							162.855	390.852
	86	Thorvaldur Gissurarson		0	0							162.855	390.852
30	5	Stanislaw Jedliński		0	0							32.571	367.587
	5	Krystian Korzeniowski		0	0							32.571	367.587
31	77	Alfredo Hernández		0	0							27.918	321.057

Drivers Performance

Cls	Name	Nat	Net Pts	Pts	Portimao R1	Portimao R2	SPA-Francorchamps R	Hockenheim R1	Hockenheim R2	Hungaroring R1	Hungaroring R2	Paul Ricard R1	Paul Ricard R2	Red Bull Ring R1	Red Bull Ring R2	Barcelona R1	Barcelona R2	Monza R
1	Dean Macdonald		15	15	2 - 1													
	James Kell		15	15	2 - 1													
2	Christopher Haase		12	12	12 - 2													
	Simon Reicher		12	12	12 - 2													
3	Fabian Schiller		10	10	1 - 3													
	Anthony Bartone		10	10	1 - 3													
4	Levente Révész		8	8	3 - 4													
	Matteo Cairoli		8	8	3 - 4													
5	Tom Emson		6	6	10 - 5													
	Tom Lebbon		6	6	10 - 5													
6	Zac Meakin		5	5	5 - 6													
	Michael Porter		5	5	5 - 6													
7	Tommaso Mosca		4	4	8 - 7													
	Carl Bennett		4	4	8 - 7													
8	Dominik Baumann		3	3	14 - 8													
	Valentin Pierburg		3	3	14 - 8													
9	Niklas Krütten		2	2	6 - 9													
	Robert Visoiu		2	2	6 - 9													
10	Hash		1	1	24 - 10													
	Alex Fontana		1	1	24 - 10													
11	Aaron Walker		0	0	11 - 11													
	Steve Jans		0	0	11 - 11													
12	Antoine Doquin		0	0	15 - 12													
	Artem Petrov		0	0	15 - 12													
13	Heiko Neumann		0	0	19 - 13													
	Lukas Dunner		0	0	19 - 13													
14	Libor Milota		0	0	22 - 14													
	Filip Salaquarda		0	0	22 - 14													
15	Marcelo Ramírez		0	0	23 - 15													
	Ralf Aron		0	0	23 - 15													
16	Yannick Mettler		0	0	4 - 16													
	Dexter Müller		0	0	4 - 16													
17	Amaury Bonduel		0	0	21 - 17													
	Luis Michael Dörrbecker		0	0	21 - 17													
18	Fabio Babini		0	0	25 - 18													
	Johannes Zelger		0	0	25 - 18													
19	Karol Basz		0	0	7 - 19													
	Marcin Jedliński		0	0	7 - 19													
20	Filip Ugran		0	0	18 - 20													
	Robin Rogalski		0	0	18 - 20													
21	Vincent Abril		0	0	27 - 21													
	Laurent De Meeus		0	0	27 - 21													
22	Gino Forgione		0	0	28 - 22													
	Michele Rugolo		0	0	28 - 22													

Drivers Performance

			Net		Portimao		SPA-Francorchamps	Hockenheim		Hungaroring		Paul Ricard		Red Bull Ring		Barcelona		Monza
Cls	Name	Nat	Pts	Pts	R1	R2	R	R1	R2	R1	R2	R1	R2	R1	R2	R1	R2	R
23	Maksim Kizilov		0	0	26 - 23													
	Alexey Nesov		0	0	26 - 23													
24	Luca Ludwig		0	0	16 - 24													
	Iván Velasco		0	0	16 - 24													
25	Miguel Ramos		0	0	13 - 25													
	Mark Sansom		0	0	13 - 25													
26	Michael Blanchemain		0	0	17 - 26													
	Marcus Påverud		0	0	17 - 26													
27	Brenton Grove		0	0	9 - 27													
	Stephen Grove		0	0	9 - 27													
28	Tom Jackson		0	0	30 - 28													
	Ameerh Naran		0	0	30 - 28													
29	Audunn Gudmundsson		0	0	20 - 29													
	Thorvaldur Gissurarson		0	0	20 - 29													
30	Stanislaw Jedliński		0	0	31 - NC													
	Krystian Korzeniowski		0	0	31 - NC													
31	Alfredo Hernández		0	0	29 - NC													

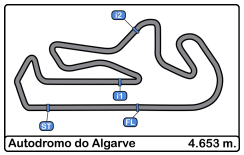

Autodromo do Algarve 4.653 m.

Autodromo Int. do Algarve
International GT Open
Qualifying - 2 Driver - 2
Provisional Results

Cls	Nº	Entrant/Team	Nat	Driver 1	Nat	Driver 2	Nat	Vehicle	Cat	Cls	Laps	Best	Time	Gap	Interval	Km/h
1	31	Car Collection Motorsport	DEU	Hash	USA	**Alex Fontana**	CHE	Porsche 911 GT3 R (992)	PROAM	1	13	11	1:39.966			167.5
2	20	SPS Automotive Performance	DEU	Valentin Pierburg	DEU	**Dominik Baumann**	AUT	Mercedes AMG GT3 EVO	PROAM	2	12	8	1:40.234	0.268	0.268	167.1
3	82	GetSpeed	DEU	Marcelo Ramírez	MEX	**Ralf Aron**	EST	Mercedes AMG GT3 EVO	PRO	1	13	8	1:40.362	0.396	0.128	166.9
4	1	Eastalent Racing	AUT	Simon Reicher	AUT	**Christopher Haase**	DEU	Audi R8 LMS GT3 EVO II	PRO	2	11	10	1:40.426	0.460	0.064	166.7
5	18	Dinamic GT	ITA	**Alexey Nesov**	ND	Maksim Kizilov	ND	Porsche 911 GT3 R (992)	PRO	3	10	7	1:40.476	0.510	0.050	166.7
6	65	Team Motopark	DEU	Heiko Neumann	DEU	**Lukas Dunner**	AUT	Mercedes AMG GT3 EVO	PROAM	3	8	6	1:40.479	0.513	0.003	166.7
7	11	Team Motopark	DEU	**Levente Révész**	HUN	Matteo Cairoli	ITA	Mercedes AMG GT3 EVO	PRO	4	10	9	1:40.545	0.579	0.066	166.6
8	4	Optimum Motorsport	GBR	Michael Porter	GBR	**Zac Meakin**	GBR	McLaren 720S GT3 EVO	PRO	5	12	10	1:41.002	1.036	0.457	165.8
9	55	AF Corse	ITA	Laurent De Meeus	BEL	**Vincent Abril**	FRA	Ferrari 296 GT3	PROAM	4	8	6	1:41.069	1.103	0.067	165.7
10	33	Greystone GT	GBR	Dean Macdonald	GBR	**James Kell**	GBR	McLaren 720S GT3 EVO	PRO	6	13	11	1:41.086	1.120	0.017	165.7
11	5	Olimp Racing	POL	Stanislaw Jedliński	POL	**Krystian Korzeniowski**	POL	Ferrari 296 GT3	AM	1	12	11	1:41.171	1.205	0.085	165.5
12	17	Elite Motorsport with Entire Race Engineering	GBR	Tom Lebbon	GBR	**Tom Emson**	GBR	Ferrari 296 GT3	PRO	7	12	9	1:41.180	1.214	0.009	165.5
13	9	GetSpeed	DEU	**Anthony Bartone**	USA	Fabian Schiller	DEU	Mercedes AMG GT3 EVO	PRO	8	13	10	1:41.190	1.224	0.010	165.5
14	63	Oregon Team	ITA	Antoine Doquin	FRA	**Artem Petrov**	ISR	Lamborghini Huracán GT3 EVO2	PRO	9	10	7	1:41.218	1.252	0.028	165.4
15	13	Team Motopark	DEU	**Robert Visoiu**	ROU	Niklas Krütten	DEU	Mercedes AMG GT3 EVO	PRO	10	10	8	1:41.231	1.265	0.013	165.4
16	79	Tsunami RT	SMR	Johannes Zelger	ITA	**Fabio Babini**	ITA	Porsche 911 GT3 R (992)	PROAM	5	11	9	1:41.239	1.273	0.008	165.4
17	28	BDR Grupo Prom Racing Team	BEL	**Amaury Bonduel**	FRA	Luis Michael Dörrbecker	MEX	Mercedes AMG GT3 EVO	PRO	11	11	9	1:41.243	1.277	0.004	165.4
18	51	AF Corse	ITA	**Carl Bennett**	THA	Tommaso Mosca	ITA	Ferrari 296 GT3	PRO	12	11	7	1:41.438	1.472	0.195	165.1
19	21	AF Corse	ITA	Gino Forgione	CHE	**Michele Rugolo**	ITA	Ferrari 296 GT3	AM	2	12	9	1:41.488	1.522	0.050	165.0
20	19	Oregon Team	ITA	**Robin Rogalski**	POL	Filip Ugran	ROU	Lamborghini Huracán GT3 EVO2	PRO	13	12	10	1:41.571	1.605	0.083	164.9
21	54	CBRX by SPS	DEU	**Dexter Müller**	CHE	Yannick Mettler	CHE	Mercedes AMG GT3 EVO	PROAM	6	12	9	1:42.599	2.633	1.028	163.2
22	26	Sainteloc Racing	FRA	**Michael Blanchemain**	FRA	Marcus Påverud	NOR	Audi R8 LMS GT3 EVO II	PROAM	7	14	12	1:42.967	3.001	0.368	162.6
23	80	Mertel Motorsport	DEU	Luca Ludwig	DEU	**Iván Velasco**	ESP	Ferrari 488 GT3 Evo	PROAM	8	10	8	1:43.111	3.145	0.144	162.4
24	10	Iron Lynx	ITA	Brenton Grove	AUS	**Stephen Grove**	AUS	Mercedes AMG GT3 EVO	PROAM	9	12	11	1:43.210	3.244	0.099	162.2
25	188	Garage 59	GBR	**Mark Sansom**	GBR	Miguel Ramos	PRT	McLaren 720S GT3 EVO	AM	3	14	13	1:43.486	3.520	0.276	161.8
26	777	Olimp Racing	POL	**Marcin Jedliński**	POL	Karol Basz	POL	Ferrari 296 GT3	PROAM	10	11	9	1:43.572	3.606	0.086	161.7
27	108	Vimana by GetSpeed	DEU	Ameerh Naran	ZWE			Mercedes AMG GT3 EVO	AM	4	15	10	1:44.794	4.828	1.222	159.8
28	77	BDR Grupo Prom Racing Team	BEL	Alfredo Hernández	MEX			Mercedes AMG GT3 EVO	AM	5	14	13	1:44.880	4.914	0.086	159.7
29	86	Team Thor	ISL	Audunn Gudmundsson	ISL	**Thorvaldur Gissurarson**	ISL	Porsche 911 GT3 R (992)	AM	6	8	7	1:45.620	5.654	0.740	158.5
30	6	GetSpeed	DEU	Steve Jans	LUX	**Aaron Walker**	GBR	Mercedes AMG GT3 EVO	PROAM	11	2	1	9:02:08.88	9:00:28.9	9:00:23.2	00.0

Published at:.....

Track Temp: **15.9 °C** Air Temp: **22.6 °C** Humidity: **43 %** Track Status: **DRY**

Race Director: Alessandro Ferrari

Timekeeper: Luis García

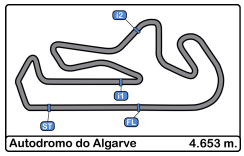

Autodromo Int. do Algarve
International GT Open
Qualifying - 2 Driver - 2
Track Limit

The Stewards, having received a report from Race Director, have considered the following matter and determine the following:

Session Qualifying - 2 Driver - 2

Fact The cars below did not use the track at the turns listed bellow

Infringement Breach of Appendix L Chapter IV Article 2 c) of the FIA International Sporting Code and Article 19.4/19.5 of the Sporting Regulations.

Decision Deletion of the lap times shown in accordance with Article 12.4.1.e of the FIA International Sporting Code.

Note
- Certain decisions of the Stewards ar subject to appeal (Article 15 of the FIA International Sporting Code).
- These penalties are not subject to appeal Article.12.3.4 of the FIA International Sporting Code and Article 16.5 of the Sporting Regulations.
- According to Article.12.3.3.b of the FIA International Sporting Code these decisions becomes immediately binding even in case of an appeal.

Ord	Turn	Nº	Driver	Entrant/Team	Time of Day	Lap Time
1	1	33	Macdonald - Kell	Greystone GT	9:03:41.112	1:51.009
2	4	31	Hash - Fontana	Car Collection Motorsport	9:03:47.481	1:42.626
3	1	10	Grove - Grove	Iron Lynx	9:03:49.828	1:55.003
4	1	26	Blanchemain - Påverud	Sainteloc Racing	9:04:01.501	1:54.898
5	1	188	Sansom - Ramos	Garage 59	9:04:05.804	1:58.222
6	4	13	Visoiu - Krütten	Team Motopark	9:04:23.939	1:42.084
7	1	5	Jedliński - Korzeniowski	Olimp Racing	9:04:59.610	1:46.352
8	1	86	Gudmundsson - Gissurarson	Team Thor	9:05:07.261	1:48.546
9	5	1	Reicher - Haase	Eastalent Racing	9:05:23.485	1:42.493
10	14	80	Ludwig - Velasco	Mertel Motorsport	9:05:32.524	1:45.334
11	4	51	Bennett - Mosca	AF Corse	9:05:35.013	1:42.896
12	1	4	Porter - Meakin	Optimum Motorsport	9:06:25.502	1:45.554
13	5	6	Jans - Walker	GetSpeed	9:06:43.906	4:35.024
14	1	26	Blanchemain - Påverud	Sainteloc Racing	9:06:58.165	2:56.664
15	15	19	Rogalski - Ugran	Oregon Team	9:07:01.752	1:42.794
16	5	1	Reicher - Haase	Eastalent Racing	9:07:11.526	1:48.041
17	1	80	Ludwig - Velasco	Mertel Motorsport	9:07:16.449	1:43.925
18	1	11	Révész - Cairoli	Team Motopark	9:07:19.840	1:42.778
19	1	63	Doquin - Petrov	Oregon Team	9:07:35.850	1:43.300
20	4	4	Porter - Meakin	Optimum Motorsport	9:08:08.016	1:42.514
21	4	10	Grove - Grove	Iron Lynx	9:08:19.045	1:43.948
22	1	5	Jedliński - Korzeniowski	Olimp Racing	9:08:25.182	1:42.088
23	1	86	Gudmundsson - Gissurarson	Team Thor	9:08:41.353	1:47.040
24	4	26	Blanchemain - Påverud	Sainteloc Racing	9:08:41.652	1:43.487
25	15	19	Rogalski - Ugran	Oregon Team	9:08:44.558	1:42.806
26	5	21	Forgione - Rugolo	AF Corse	9:08:46.662	1:42.121
27	5	18	Nesov - Kizilov	Dinamic GT	9:09:12.201	1:41.140
28	5	63	Doquin - Petrov	Oregon Team	9:09:17.813	1:41.963
29	1	108	Ameerh Naran	Vimana by GetSpeed	9:09:25.956	1:46.531
30	1	82	Ramírez - Aron	GetSpeed	9:09:33.672	1:40.822
31	1	9	Bartone - Schiller	GetSpeed	9:09:49.164	1:44.651
32	1	4	Porter - Meakin	Optimum Motorsport	9:09:49.762	1:41.746
33	1	33	Macdonald - Kell	Greystone GT	9:10:06.670	1:42.406
34	1	188	Sansom - Ramos	Garage 59	9:10:15.717	1:44.153
35	1	19	Rogalski - Ugran	Oregon Team	9:10:30.450	1:45.892
36	5	17	Lebbon - Emson	Elite Motorsport with Entire Race Engineering	9:10:35.082	1:42.299
37	1	21	Forgione - Rugolo	AF Corse	9:10:41.123	1:54.461
38	1	63	Doquin - Petrov	Oregon Team	9:11:07.923	1:50.110
39	4	54	Müller - Mettler	CBRX by SPS	9:11:19.212	1:43.969

The Stewards:

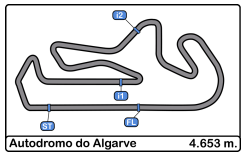

Autodromo Int. do Algarve
International GT Open
Qualifying - 2 Driver - 2
Track Limit

The Stewards, having received a report from Race Director, have considered the following matter and determine the following:

Session Qualifying - 2 Driver - 2

Fact The cars below did not use the track at the turns listed bellow

Infringement Breach of Appendix L Chapter IV Article 2 c) of the FIA International Sporting Code and Article 19.4/19.5 of the Sporting Regulations.

Decision Deletion of the lap times shown in accordance with Article 12.4.1.e of the FIA International Sporting Code.

Note
- Certain decisions of the Stewards ar subject to appeal (Article 15 of the FIA International Sporting Code).
- These penalties are not subject to appeal Article.12.3.4 of the FIA International Sporting Code and Article 16.5 of the Sporting Regulations.
- According to Article.12.3.3.b of the FIA International Sporting Code these decisions becomes immediately binding even in case of an appeal.

Ord	Turn	Nº	Driver	Entrant/Team	Time of Day	Lap Time
40	1	4	Porter - Meakin	Optimum Motorsport	9:11:37.823	1:48.061
41	4	10	Grove - Grove	Iron Lynx	9:11:47.228	1:43.814
42	1	86	Gudmundsson - Gissurarson	Team Thor	9:12:25.945	1:51.911
43	5	18	Nesov - Kizilov	Dinamic GT	9:12:39.245	1:46.226
44	1	33	Macdonald - Kell	Greystone GT	9:13:29.500	1:41.086
45	4	108	Ameerh Naran	Vimana by GetSpeed	9:14:45.381	1:45.714
46	4	80	Ludwig - Velasco	Mertel Motorsport	9:15:19.484	5:58.568
47	4	777	Jedliński - Basz	Olimp Racing	9:15:58.668	1:53.014
48	4	86	Gudmundsson - Gissurarson	Team Thor	9:16:06.322	1:54.757
49	1	80	Ludwig - Velasco	Mertel Motorsport	9:17:02.751	1:43.267
50	4	4	Porter - Meakin	Optimum Motorsport	9:17:27.708	1:41.604
51	1	188	Sansom - Ramos	Garage 59	9:18:19.299	2:38.555
52	1	26	Blanchemain - Påverud	Sainteloc Racing	9:19:19.367	1:42.795
53	5	17	Lebbon - Emson	Elite Motorsport with Entire Race Engineering	9:19:31.426	1:41.181
54	1	5	Jedliński - Korzeniowski	Olimp Racing	9:19:41.610	1:50.520
55	1	63	Doquin - Petrov	Oregon Team	9:19:41.664	1:41.176
56	1	19	Rogalski - Ugran	Oregon Team	9:19:44.367	1:42.662
57	1	108	Ameerh Naran	Vimana by GetSpeed	9:20:00.223	1:44.658
58	1	188	Sansom - Ramos	Garage 59	9:20:02.724	1:43.425
59	1	33	Macdonald - Kell	Greystone GT	9:20:57.658	1:42.614
60	4	82	Ramírez - Aron	GetSpeed	9:21:02.120	1:40.484
61	1	26	Blanchemain - Påverud	Sainteloc Racing	9:21:03.538	1:44.171
62	1	55	De Meeus - Abril	AF Corse	9:21:10.210	1:54.355
63	1	108	Ameerh Naran	Vimana by GetSpeed	9:21:44.277	1:44.054
64	1	188	Sansom - Ramos	Garage 59	9:21:46.174	1:43.450
65	5	80	Ludwig - Velasco	Mertel Motorsport	9:22:12.538	1:43.320
66	5	31	Hash - Fontana	Car Collection Motorsport	9:22:24.308	1:40.183
67	4	28	Bonduel - Dörrbecker	BDR Grupo Prom Racing Team	9:22:28.924	1:41.211
68	15	33	Macdonald - Kell	Greystone GT	9:22:38.862	1:41.204
69	5	77	Alfredo Hernández	BDR Grupo Prom Racing Team	9:22:51.302	1:51.196
70	1	55	De Meeus - Abril	AF Corse	9:23:02.525	1:52.315
71	4	19	Rogalski - Ugran	Oregon Team	9:23:08.963	1:43.025
72	4	777	Jedliński - Basz	Olimp Racing	9:23:12.720	1:43.342
73	1	108	Ameerh Naran	Vimana by GetSpeed	9:23:28.347	1:44.070
74	1	188	Sansom - Ramos	Garage 59	9:23:31.887	1:45.713
75	1	79	Zelger - Babini	Tsunami RT	9:23:45.304	1:47.780
76	5	9	Bartone - Schiller	GetSpeed	9:23:48.190	1:41.306
77	1	4	Porter - Meakin	Optimum Motorsport	9:24:14.080	1:41.311
78	1	28	Bonduel - Dörrbecker	BDR Grupo Prom Racing Team	9:24:23.603	1:54.679

The Stewards:

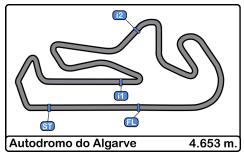

Autodromo Int. do Algarve
International GT Open
Qualifying - 2 Driver - 2
Track Limit

The Stewards, having received a report from Race Director, have considered the following matter and determine the following:

Session Qualifying - 2 Driver - 2

Fact The cars below did not use the track at the turns listed bellow

Infringement Breach of Appendix L Chapter IV Article 2 c) of the FIA International Sporting Code and Article 19.4/19.5 of the Sporting Regulations.

Decision Deletion of the lap times shown in accordance with Article 12.4.1.e of the FIA International Sporting Code.

Note
- Certain decisions of the Stewards ar subject to appeal (Article 15 of the FIA International Sporting Code).
- These penalties are not subject to appeal Article.12.3.4 of the FIA International Sporting Code and Article 16.5 of the Sporting Regulations.
- According to Article.12.3.3.b of the FIA International Sporting Code these decisions becomes immediately binding even in case of an appeal.

Ord	Turn	Nº	Driver	Entrant/Team	Time of Day	Lap Time
79	4	77	Alfredo Hernández	BDR Grupo Prom Racing Team	9:24:36.936	1:45.634
80	5	51	Bennett - Mosca	AF Corse	9:24:47.436	1:41.603
81	5	18	Nesov - Kizilov	Dinamic GT	9:24:49.328	1:40.382
82	4	108	Ameerh Naran	Vimana by GetSpeed	9:25:12.855	1:44.508
83	4	26	Blanchemain - Påverud	Sainteloc Racing	9:26:12.424	1:42.684

The Stewards:

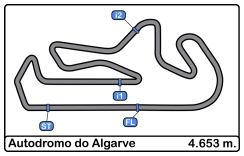

Autodromo Int. do Algarve
International GT Open
Qualifying - 2 Driver - 2
Provisional Results by Category

PROAM

Cls	Nº	Entrant/Team	Nat	Driver 1	Nat	Driver 2	Nat	Vehicle	Cat	Cls	Laps	Best	Time	Gap	Interval	Km/h
1	**31**	Car Collection Motorsport	DEU	Hash	USA	**Alex Fontana**	CHE	Porsche 911 GT3 R (992)	PROAM	1	13	**11**	**1:39.966**			167.5
2	**20**	SPS Automotive Performance	DEU	Valentin Pierburg	DEU	**Dominik Baumann**	AUT	Mercedes AMG GT3 EVO	PROAM	2	12	**8**	**1:40.234**	0.268	0.268	167.1
3	**65**	Team Motopark	DEU	Heiko Neumann	DEU	**Lukas Dunner**	AUT	Mercedes AMG GT3 EVO	PROAM	3	8	**6**	**1:40.479**	0.513	0.245	166.7
4	**55**	AF Corse	ITA	Laurent De Meeus	BEL	**Vincent Abril**	FRA	Ferrari 296 GT3	PROAM	4	8	**6**	**1:41.069**	1.103	0.590	165.7
5	**79**	Tsunami RT	SMR	Johannes Zelger	ITA	**Fabio Babini**	ITA	Porsche 911 GT3 R (992)	PROAM	5	11	**9**	**1:41.239**	1.273	0.170	165.4
6	**54**	CBRX by SPS	DEU	**Dexter Müller**	CHE	Yannick Mettler	CHE	Mercedes AMG GT3 EVO	PROAM	6	12	**9**	**1:42.599**	2.633	1.360	163.2
7	**26**	Sainteloc Racing	FRA	**Michael Blanchemain**	FRA	Marcus Påverud	NOR	Audi R8 LMS GT3 EVO II	PROAM	7	14	**12**	**1:42.967**	3.001	0.368	162.6
8	**80**	Mertel Motorsport	DEU	Luca Ludwig	DEU	**Iván Velasco**	ESP	Ferrari 488 GT3 Evo	PROAM	8	10	**8**	**1:43.111**	3.145	0.144	162.4
9	**10**	Iron Lynx	ITA	Brenton Grove	AUS	**Stephen Grove**	AUS	Mercedes AMG GT3 EVO	PROAM	9	12	**11**	**1:43.210**	3.244	0.099	162.2
10	**777**	Olimp Racing	POL	**Marcin Jedliński**	POL	Karol Basz	POL	Ferrari 296 GT3	PROAM	10	11	**9**	**1:43.572**	3.606	0.362	161.7
11	**6**	GetSpeed	DEU	Steve Jans	LUX	**Aaron Walker**	GBR	Mercedes AMG GT3 EVO	PROAM	11	2	**1**	**9:02:08.88**	9:00:28.9	9:00:25.3	00.0

PRO

Cls	Nº	Entrant/Team	Nat	Driver 1	Nat	Driver 2	Nat	Vehicle	Cat	Cls	Laps	Best	Time	Gap	Interval	Km/h
1	**82**	GetSpeed	DEU	Marcelo Ramírez	MEX	**Ralf Aron**	EST	Mercedes AMG GT3 EVO	PRO	1	13	**8**	**1:40.362**			166.9
2	**1**	Eastalent Racing	AUT	Simon Reicher	AUT	**Christopher Haase**	DEU	Audi R8 LMS GT3 EVO II	PRO	2	11	**10**	**1:40.426**	0.064	0.064	166.7
3	**18**	Dinamic GT	ITA	**Alexey Nesov**	ND	Maksim Kizilov	ND	Porsche 911 GT3 R (992)	PRO	3	10	**7**	**1:40.476**	0.114	0.050	166.7
4	**11**	Team Motopark	DEU	**Levente Révész**	HUN	Matteo Cairoli	ITA	Mercedes AMG GT3 EVO	PRO	4	10	**9**	**1:40.545**	0.183	0.069	166.6
5	**4**	Optimum Motorsport	GBR	Michael Porter	GBR	**Zac Meakin**	GBR	McLaren 720S GT3 EVO	PRO	5	12	**10**	**1:41.002**	0.640	0.457	165.8
6	**33**	Greystone GT	GBR	Dean Macdonald	GBR	**James Kell**	GBR	McLaren 720S GT3 EVO	PRO	6	13	**11**	**1:41.086**	0.724	0.084	165.7
7	**17**	Elite Motorsport with Entire Race Engineering	GBR	Tom Lebbon	GBR	**Tom Emson**	GBR	Ferrari 296 GT3	PRO	7	12	**9**	**1:41.180**	0.818	0.094	165.5
8	**9**	GetSpeed	DEU	**Anthony Bartone**	USA	Fabian Schiller	DEU	Mercedes AMG GT3 EVO	PRO	8	13	**10**	**1:41.190**	0.828	0.010	165.5
9	**63**	Oregon Team	ITA	Antoine Doquin	FRA	**Artem Petrov**	ISR	Lamborghini Huracán GT3 EVO2	PRO	9	10	**7**	**1:41.218**	0.856	0.028	165.4
10	**13**	Team Motopark	DEU	**Robert Visoiu**	ROU	Niklas Krütten	DEU	Mercedes AMG GT3 EVO	PRO	10	10	**8**	**1:41.231**	0.869	0.013	165.4
11	**28**	BDR Grupo Prom Racing Team	BEL	**Amaury Bonduel**	FRA	Luis Michael Dörrbecker	MEX	Mercedes AMG GT3 EVO	PRO	11	11	**9**	**1:41.243**	0.881	0.012	165.4
12	**51**	AF Corse	ITA	**Carl Bennett**	THA	Tommaso Mosca	ITA	Ferrari 296 GT3	PRO	12	11	**7**	**1:41.438**	1.076	0.195	165.1
13	**19**	Oregon Team	ITA	**Robin Rogalski**	POL	Filip Ugran	ROU	Lamborghini Huracán GT3 EVO2	PRO	13	12	**10**	**1:41.571**	1.209	0.133	164.9

AM

Cls	Nº	Entrant/Team	Nat	Driver 1	Nat	Driver 2	Nat	Vehicle	Cat	Cls	Laps	Best	Time	Gap	Interval	Km/h
1	**5**	Olimp Racing	POL	Stanislaw Jedliński	POL	**Krystian Korzeniowski**	POL	Ferrari 296 GT3	AM	1	12	**11**	**1:41.171**			165.5
2	**21**	AF Corse	ITA	Gino Forgione	CHE	**Michele Rugolo**	ITA	Ferrari 296 GT3	AM	2	12	**9**	**1:41.488**	0.317	0.317	165.0
3	**188**	Garage 59	GBR	**Mark Sansom**	GBR	Miguel Ramos	PRT	McLaren 720S GT3 EVO	AM	3	14	**13**	**1:43.486**	2.315	1.998	161.8

Published at:.....

Track Temp: **15.9 °C** Air Temp: **22.6 °C** Humidity: **43 %** Track Status: **DRY**

Race Director: Alessandro Ferrari

Timekeeper: Luis García

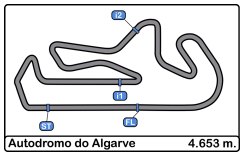

Autodromo Int. do Algarve
International GT Open
Qualifying - 2 Driver - 2
Provisional Results by Category

AM

Cls	Nº	Entrant/Team	Nat	Driver 1	Nat	Driver 2	Nat	Vehicle	Cat	Cls	Laps	Best	Time	Gap	Interval	Km/h
4	**108**	Vimana by GetSpeed	DEU	Ameerh Naran	ZWE			Mercedes AMG GT3 EVO	AM	4	15	**10**	**1:44.794**	3.623	1.308	159.8
5	**77**	BDR Grupo Prom Racing Team	BEL	Alfredo Hernández	MEX			Mercedes AMG GT3 EVO	AM	5	14	**13**	**1:44.880**	3.709	0.086	159.7
6	**86**	Team Thor	ISL	Audunn Gudmundsson	ISL	**Thorvaldur Gissurarson**	ISL	Porsche 911 GT3 R (992)	AM	6	8	**7**	**1:45.620**	4.449	0.740	158.5

Published at:.....

Track Temp: **15.9 °C** Air Temp: **22.6 °C** Humidity: **43 %** Track Status: **DRY**

Race Director: Alessandro Ferrari

Timekeeper: Luis García

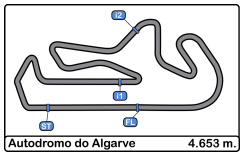

Autodromo Int. do Algarve
International GT Open
Qualifying - 2 Driver - 2
Lap Analysis

1 — Simon Reicher — Audi R8 LMS GT3 EVO II
PRO — Christopher Haase — Eastalent Racing

Lap	D	Time	Sector 1	Sector 2	Sector 3	T. Spd	Elapsed
1	2	9:03:40.992	9:02:16.326	35.073	49.593		9:03:40.992
2	2	~~1:42.493~~	32.352	32.286	37.855	262.1	9:05:23.485
3	2	~~1:48.041~~ P	32.262	32.353	43.426	264.0	9:07:11.526
4	2	4:18.371	3:00.825	38.985	38.561		9:11:29.897
5	2	1:40.701	31.759	31.788	37.154	263.4	9:13:10.598
6	2	1:40.643	31.619	31.784	37.240	265.3	9:14:51.241
7	2	1:57.052 P	33.403	36.003	47.646	264.7	9:16:48.293
8	2	5:34.198	4:19.006	35.031	40.161		9:22:22.491
9	2	1:41.808	31.662	31.988	38.158	264.0	9:24:04.299
10	2	1:40.426	31.611	31.653	37.162	265.3	9:25:44.725
11	2	2:03.877 P	35.431	37.978	50.468	266.0	9:27:48.602

4 — Michael Porter — McLaren 720S GT3 EVO
PRO — Zac Meakin — Optimum Motorsport

Lap	D	Time	Sector 1	Sector 2	Sector 3	T. Spd	Elapsed
1	2	9:04:39.948	9:03:27.979	33.937	38.032		9:04:39.948
2	2	~~1:45.554~~	32.324	33.144	40.086	260.2	9:06:25.502
3	2	~~1:42.514~~	32.218	32.692	37.604	261.5	9:08:08.016
4	2	~~1:41.746~~	31.911	32.336	37.499	263.4	9:09:49.762
5	2	~~1:48.061~~ P	32.175	32.562	43.324	264.0	9:11:37.823
6	2	4:08.281	2:50.482	37.479	40.320		9:15:46.104
7	2	~~1:41.604~~	32.071	32.258	37.275	262.1	9:17:27.708
8	2	1:43.037	32.117	32.606	38.314	263.4	9:19:10.745
9	2	1:41.022	31.889	31.901	37.232	262.7	9:20:51.767
10	2	1:41.002	31.817	31.939	37.246	264.0	9:22:32.769
11	2	~~1:41.311~~	31.801	32.040	37.470	263.4	9:24:14.080
12	2	1:46.798 P	31.827	32.046	42.925	263.4	9:26:00.878

5 — Stanislaw Jedliński — Ferrari 296 GT3
AM — Krystian Korzeniowski — Olimp Racing

Lap	D	Time	Sector 1	Sector 2	Sector 3	T. Spd	Elapsed
1	2	9:03:13.258	9:01:58.414	34.587	40.257		9:03:13.258
2	2	~~1:46.352~~	32.474	32.470	41.408	261.5	9:04:59.610
3	2	1:43.484	32.350	32.462	38.672	263.4	9:06:43.094
4	2	~~1:42.088~~	32.116	32.309	37.663	262.1	9:08:25.182
5	2	1:47.844 P	32.112	32.261	43.471	265.3	9:10:13.026
6	2	4:15.113	2:57.751	37.394	39.968		9:14:28.139
7	2	1:41.418	31.920	32.259	37.239	263.4	9:16:09.557
8	2	1:41.533	31.900	32.213	37.420	262.1	9:17:51.090
9	2	~~1:50.520~~ P	32.566	32.553	45.401	265.3	9:19:41.610
10	2	3:45.123	2:30.270	33.402	41.451		9:23:26.733
11	2	1:41.171	31.843	32.127	37.201	264.0	9:25:07.904
12	2	1:52.608 P	31.947	34.078	46.583	264.0	9:27:00.512

6 — Steve Jans — Mercedes AMG GT3 EVO
PROAM — Aaron Walker — GetSpeed

Lap	D	Time	Sector 1	Sector 2	Sector 3	T. Spd	Elapsed
1	2	9:02:08.882 P	9:00:45.467	34.972	48.443		9:02:08.882
2	2	~~4:35.024~~ P	2:56.808	32.904	1:05.312		9:06:43.906

9 — Anthony Bartone — Mercedes AMG GT3 EVO
PRO — Fabian Schiller — GetSpeed

Lap	D	Time	Sector 1	Sector 2	Sector 3	T. Spd	Elapsed
1	1	9:02:05.947 P	9:00:43.175	35.983	46.789		9:02:05.947
2	1	4:16.381	3:05.011	33.204	38.166		9:06:22.328
3	1	1:42.185	32.195	32.548	37.442	259.6	9:08:04.513
4	1	~~1:44.651~~	33.060	33.425	38.166	262.7	9:09:49.164
5	1	1:41.925	32.004	32.478	37.443	262.7	9:11:31.089
6	1	1:41.909	31.949	32.510	37.450	264.0	9:13:12.998
7	1	1:52.092 P	32.747	33.813	45.532	262.7	9:15:05.090
8	1	3:38.764	2:27.329	32.996	38.439		9:18:43.854
9	1	1:41.840	32.181	32.539	37.120	258.9	9:20:25.694
10	1	1:41.190	31.913	32.114	37.163	262.7	9:22:06.884
11	1	~~1:41.306~~	31.854	32.230	37.222	264.7	9:23:48.190
12	1	1:41.421	31.819	32.231	37.371	264.7	9:25:29.611
13	1	2:02.215 P	34.745	37.666	49.804	256.5	9:27:31.826

10 — Brenton Grove — Mercedes AMG GT3 EVO
PROAM — Stephen Grove — Iron Lynx

Lap	D	Time	Sector 1	Sector 2	Sector 3	T. Spd	Elapsed
1	2	9:01:54.825	9:00:36.484	37.217	41.124		9:01:54.825
2	2	~~1:55.003~~ P	34.760	33.942	46.301	219.0	9:03:49.828
3	2	2:45.269	1:31.885	33.431	39.953		9:06:35.097
4	2	~~1:43.948~~	32.667	33.067	38.214	256.5	9:08:19.045
5	2	1:44.369	32.585	33.417	38.367	257.7	9:10:03.414
6	2	~~1:43.814~~	32.629	33.071	38.114	257.7	9:11:47.228
7	2	1:52.151 P	33.058	33.680	45.413	258.9	9:13:39.379
8	2	2:43.870	1:30.397	33.297	40.176		9:16:23.249
9	2	1:43.507	32.604	32.834	38.069	257.1	9:18:06.756
10	2	1:43.603	32.547	32.997	38.059	264.7	9:19:50.359
11	2	1:43.210	32.370	32.762	38.078	256.5	9:21:33.569
12	2	1:54.059 P	32.513	33.103	48.443	260.8	9:23:27.628

11 — Levente Révész — Mercedes AMG GT3 EVO
PRO — Matteo Cairoli — Team Motopark

Lap	D	Time	Sector 1	Sector 2	Sector 3	T. Spd	Elapsed
1	1	9:02:11.159	9:00:51.713	39.831	39.615		9:02:11.159
2	1	1:44.442	32.180	32.609	39.653	263.4	9:03:55.601
3	1	1:41.461	31.946	32.124	37.391	264.7	9:05:37.062
4	1	~~1:42.778~~	31.962	32.277	38.539	264.7	9:07:19.840
5	1	1:48.383 P	31.965	32.581	43.837	265.3	9:09:08.223
6	1	10:47.890	9:32.962	35.607	39.321		9:19:56.113
7	1	1:40.600	31.753	31.807	37.040	264.0	9:21:36.713
8	1	1:46.120	31.706	34.908	39.506	266.0	9:23:22.833
9	1	1:40.545	31.692	31.922	36.931	264.0	9:25:03.378
10	1	1:51.100 P	32.647	33.405	45.048	266.0	9:26:54.478

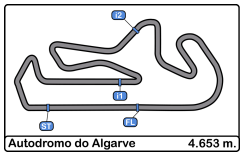

Autodromo Int. do Algarve
International GT Open
Qualifying - 2 Driver - 2
Lap Analysis

13 — Robert Visoiu — Mercedes AMG GT3 EVO
PRO — Niklas Krütten — Team Motopark

Lap	D	Time	Sector 1	Sector 2	Sector 3	T. Spd	Elapsed
1	1	9:02:41.855	9:01:25.859	37.280	38.716		9:02:41.855
2	1	~~1:42.084~~	32.125	32.585	37.374	260.8	9:04:23.939
3	1	1:42.061	32.248	32.426	37.387	264.0	9:06:06.000
4	1	1:41.749	31.884	32.317	37.548	264.7	9:07:47.749
5	1	1:51.135 P	32.064	32.723	46.348	264.7	9:09:38.884
6	1	10:54.867	9:35.596	35.826	43.445		9:20:33.751
7	1	1:43.439	31.939	32.520	38.980	261.5	9:22:17.190
8	1	1:41.231	31.883	32.291	37.057	262.7	9:23:58.421
9	1	1:41.398	31.934	32.397	37.067	263.4	9:25:39.819
10	1	1:57.117 P	33.807	35.179	48.131	264.0	9:27:36.936

17 — Tom Lebbon — Ferrari 296 GT3
PRO — Tom Emson — Elite Motorsport

Lap	D	Time	Sector 1	Sector 2	Sector 3	T. Spd	Elapsed
1	2	9:02:09.086	9:00:49.958	37.911	41.217		9:02:09.086
2	2	1:58.385 P	35.123	34.984	48.278	240.0	9:04:07.471
3	2	3:03.506	1:46.363	35.601	41.542		9:07:10.977
4	2	1:41.806	32.108	32.421	37.277	262.7	9:08:52.783
5	2	~~1:42.299~~	32.201	32.490	37.608	262.7	9:10:35.082
6	2	1:47.530 P	32.155	32.404	42.971	262.1	9:12:22.612
7	2	5:27.633	4:11.752	37.454	38.427		9:17:50.245
8	2	~~1:41.181~~	31.932	32.182	37.067	264.0	9:19:31.426
9	2	1:41.180	31.867	32.298	37.015	263.4	9:21:12.606
10	2	1:47.932	32.997	33.848	41.087	265.3	9:23:00.538
11	2	1:41.847	31.973	32.270	37.604	262.7	9:24:42.385
12	2	1:55.404 P	32.390	35.935	47.079	262.1	9:26:37.789

18 — Alexey Nesov — Porsche 911 GT3 R (992)
PRO — Maksim Kizilov — Dinamic GT

Lap	D	Time	Sector 1	Sector 2	Sector 3	T. Spd	Elapsed
1	1	9:07:31.061	9:06:17.106	33.342	40.613		9:07:31.061
2	1	~~1:41.140~~	31.916	32.062	37.162	266.0	9:09:12.201
3	1	1:40.818	31.711	31.987	37.120	266.0	9:10:53.019
4	1	~~1:46.226~~ P	31.748	32.034	42.444	266.0	9:12:39.245
5	1	7:04.762	5:47.362	33.983	43.417		9:19:44.007
6	1	1:44.463	33.118	33.500	37.845	264.7	9:21:28.470
7	1	1:40.476	31.710	31.758	37.008	266.0	9:23:08.946
8	1	~~1:40.382~~	31.560	31.845	36.977	265.3	9:24:49.328
9	1	1:40.524	31.624	31.873	37.027	266.0	9:26:29.852
10	1	2:11.590 P	35.253	36.445	59.892	262.1	9:28:41.442

19 — Robin Rogalski — Lamborghini Huracán GT3 EVO2
PRO — Filip Ugran — Oregon Team

Lap	D	Time	Sector 1	Sector 2	Sector 3	T. Spd	Elapsed
1	1	9:03:34.766	9:02:14.964	35.804	43.998		9:03:34.766
2	1	1:44.192	33.135	33.124	37.933	255.9	9:05:18.958
3	1	~~1:42.794~~	32.360	32.405	38.029	258.9	9:07:01.752
4	1	~~1:42.806~~	32.321	32.527	37.958	260.2	9:08:44.558
5	1	~~1:45.892~~	33.180	33.555	39.157	260.8	9:10:30.450
6	1	1:42.522	32.227	32.611	37.684	259.6	9:12:12.972
7	1	1:52.208 P	33.026	33.973	45.209	260.2	9:14:05.180
8	1	3:56.525	2:46.305	32.638	37.582		9:18:01.705
9	1	~~1:42.662~~	32.572	32.323	37.767	260.2	9:19:44.367
10	1	1:41.571	31.954	32.127	37.490	260.8	9:21:25.938
11	1	~~1:43.025~~	32.283	32.551	38.191	260.8	9:23:08.963
12	1	1:54.249 P	32.042	34.941	47.266	260.2	9:25:03.212

20 — Valentin Pierburg — Mercedes AMG GT3 EVO
PROAM — Dominik Baumann — SPS Automotive Performance

Lap	D	Time	Sector 1	Sector 2	Sector 3	T. Spd	Elapsed
1	2	9:02:13.610	9:00:57.833	34.813	40.964		9:02:13.610
2	2	1:52.765 P	33.072	32.934	46.759	260.8	9:04:06.375
3	2	3:21.189	2:06.988	33.703	40.498		9:07:27.564
4	2	1:40.779	31.772	32.182	36.825	262.7	9:09:08.343
5	2	1:40.685	31.768	31.988	36.929	264.0	9:10:49.028
6	2	1:52.919 P	33.024	33.515	46.380	266.0	9:12:41.947
7	2	6:58.602	5:43.462	34.081	41.059		9:19:40.549
8	2	1:40.234	31.727	31.959	36.548	262.1	9:21:20.783
9	2	1:44.350	31.694	31.990	40.666	264.7	9:23:05.133
10	2	1:40.429	31.589	31.999	36.841	263.4	9:24:45.562
11	2	1:40.462	31.696	31.905	36.861	265.3	9:26:26.024
12	2	2:02.703 P	33.873	35.813	53.017	264.0	9:28:28.727

21 — Gino Forgione — Ferrari 296 GT3
AM — Michele Rugolo — AF Corse

Lap	D	Time	Sector 1	Sector 2	Sector 3	T. Spd	Elapsed
1	2	9:03:25.075	9:02:09.139	34.758	41.178		9:03:25.075
2	2	1:42.816	32.417	32.496	37.903	260.2	9:05:07.891
3	2	1:56.650	36.679	38.465	41.506	250.0	9:07:04.541
4	2	~~1:42.121~~	32.125	32.362	37.634	262.1	9:08:46.662
5	2	~~1:54.461~~	35.392	37.003	42.066	263.4	9:10:41.123
6	2	1:41.772	32.001	32.261	37.510	262.1	9:12:22.895
7	2	1:52.895 P	32.379	33.751	46.765	262.7	9:14:15.790
8	2	3:28.043	2:11.118	34.666	42.259		9:17:43.833
9	2	1:41.488	31.977	32.062	37.449	262.1	9:19:25.321
10	2	1:41.515	31.891	32.147	37.477	262.1	9:21:06.836
11	2	1:50.575	37.721	33.670	39.184	239.4	9:22:57.411
12	2	1:53.390 P	32.017	32.763	48.610	261.5	9:24:50.801

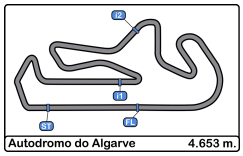

Autodromo Int. do Algarve
International GT Open
Qualifying - 2 Driver - 2
Lap Analysis

26 — Michael Blanchemain — Audi R8 LMS GT3 EVO II
PROAM — Marcus Påverud — Sainteloc Racing

Lap	D	Time	Sector 1	Sector 2	Sector 3	T. Spd	Elapsed
1	1	9:02:06.603	9:00:49.517	36.124	40.962		9:02:06.603
2	1	~~1:54.898~~ P	33.790	33.832	47.276	258.9	9:04:01.501
3	1	~~2:56.664~~	1:44.625	33.289	38.750		9:06:58.165
4	1	~~1:43.487~~	32.450	32.746	38.291	262.1	9:08:41.652
5	1	1:44.319	32.793	32.921	38.605	262.7	9:10:25.971
6	1	1:43.305	32.505	32.721	38.079	262.7	9:12:09.276
7	1	1:52.400 P	32.848	33.518	46.034	260.2	9:14:01.676
8	1	3:34.896	2:24.095	32.750	38.051		9:17:36.572
9	1	~~1:42.795~~	32.089	32.494	38.212	263.4	9:19:19.367
10	1	~~1:44.171~~	32.320	32.548	39.303	264.0	9:21:03.538
11	1	1:43.235	32.488	32.569	38.178	266.0	9:22:46.773
12	1	1:42.967	32.140	32.553	38.274	264.0	9:24:29.740
13	1	~~1:42.684~~	32.178	32.462	38.044	263.4	9:26:12.424
14	1	1:56.605 P	33.387	34.787	48.431	263.4	9:28:09.029

28 — Amaury Bonduel — Mercedes AMG GT3 EVO
PRO — Luis Michael Dörrbecker — BDR Grupo Prom Racing Team

Lap	D	Time	Sector 1	Sector 2	Sector 3	T. Spd	Elapsed
1	1	9:01:55.098	9:00:41.978	34.370	38.750		9:01:55.098
2	1	1:49.920 P	32.734	32.957	44.229	258.9	9:03:45.018
3	1	3:29.644	2:13.665	34.498	41.481		9:07:14.662
4	1	1:41.684	32.101	32.229	37.354	262.1	9:08:56.346
5	1	1:52.197	32.273	32.839	47.085	261.5	9:10:48.543
6	1	1:43.261	32.135	32.368	38.758	260.8	9:12:31.804
7	1	1:50.594 P	32.204	32.312	46.078	261.5	9:14:22.398
8	1	4:44.072	3:31.071	34.901	38.100		9:19:06.470
9	1	1:41.243	31.971	32.096	37.176	261.5	9:20:47.713
10	1	~~1:41.211~~	31.953	32.010	37.248	261.5	9:22:28.924
11	1	~~1:54.679~~ P	31.964	32.761	49.954	262.1	9:24:23.603

31 — Hash — Porsche 911 GT3 R (992)
PROAM — Alex Fontana — Car Collection Motorsport

Lap	D	Time	Sector 1	Sector 2	Sector 3	T. Spd	Elapsed
1	2	9:02:04.855	9:00:49.868	33.582	41.405		9:02:04.855
2	2	~~1:42.626~~	32.535	32.471	37.620	262.7	9:03:47.481
3	2	1:51.253 P	33.411	33.462	44.380	268.6	9:05:38.734
4	2	2:24.540	1:14.916	32.291	37.333		9:08:03.274
5	2	1:40.398	31.675	31.920	36.803	266.6	9:09:43.672
6	2	1:40.521	31.640	31.914	36.967	266.6	9:11:24.193
7	2	1:40.361	31.449	31.860	37.052	267.3	9:13:04.554
8	2	1:50.114 P	31.739	33.021	45.354	266.6	9:14:54.668
9	2	2:29.246	1:18.541	32.536	38.169		9:17:23.914
10	2	1:40.245	31.696	31.836	36.713	265.3	9:19:04.159
11	2	1:39.966	31.553	31.771	36.642	265.3	9:20:44.125
12	2	~~1:40.183~~	31.519	31.851	36.813	266.6	9:22:24.308
13	2	1:48.711 P	31.631	31.911	45.169	268.6	9:24:13.019

33 — Dean Macdonald — McLaren 720S GT3 EVO
PRO — James Kell — Greystone GT

Lap	D	Time	Sector 1	Sector 2	Sector 3	T. Spd	Elapsed
1	2	9:01:50.103	9:00:37.655	34.064	38.384		9:01:50.103
2	2	~~1:51.009~~ P	33.386	33.031	44.592	260.2	9:03:41.112
3	2	4:43.152	3:28.654	35.392	39.106		9:08:24.264
4	2	~~1:42.406~~	32.142	32.416	37.848	262.1	9:10:06.670
5	2	1:41.744	32.104	32.277	37.363	263.4	9:11:48.414
6	2	~~1:41.086~~	31.814	32.036	37.236	265.3	9:13:29.500
7	2	1:47.057 P	31.984	32.117	42.956	262.7	9:15:16.557
8	2	3:58.487	2:45.427	34.601	38.459		9:19:15.044
9	2	~~1:42.614~~	32.174	32.936	37.504	265.3	9:20:57.658
10	2	~~1:41.204~~	31.885	31.958	37.361	264.7	9:22:38.862
11	2	1:41.086	31.879	32.099	37.108	260.8	9:24:19.948
12	2	1:41.088	31.884	32.039	37.165	263.4	9:26:01.036
13	2	1:51.661 P	32.624	33.635	45.402	264.0	9:27:52.697

51 — Carl Bennett — Ferrari 296 GT3
PRO — Tommaso Mosca — AF Corse

Lap	D	Time	Sector 1	Sector 2	Sector 3	T. Spd	Elapsed
1	1	9:03:52.117	9:02:37.588	34.972	39.557		9:03:52.117
2	1	~~1:42.896~~	32.346	32.411	38.139	264.0	9:05:35.013
3	1	1:46.160	32.317	34.153	39.690	265.3	9:07:21.173
4	1	1:42.093	32.078	32.183	37.832	266.0	9:09:03.266
5	1	1:49.883 P	32.212	32.369	45.302	264.0	9:10:53.149
6	1	6:55.109	5:39.658	37.519	37.932		9:17:48.258
7	1	1:41.438	32.243	31.898	37.297	264.0	9:19:29.696
8	1	1:41.451	31.844	32.182	37.425	265.3	9:21:11.147
9	1	1:54.686	36.513	36.234	41.939	266.6	9:23:05.833
10	1	~~1:41.603~~	31.950	32.057	37.596	265.3	9:24:47.436
11	1	1:55.464 P	34.116	34.544	46.804	266.0	9:26:42.900

54 — Dexter Müller — Mercedes AMG GT3 EVO
PROAM — Yannick Mettler — SPS Automotive Performance

Lap	D	Time	Sector 1	Sector 2	Sector 3	T. Spd	Elapsed
1	1	9:04:19.806	9:02:56.291	39.372	44.143		9:04:19.806
2	1	1:43.263	32.538	33.003	37.722	260.2	9:06:03.069
3	1	1:43.322	32.703	32.910	37.709	261.5	9:07:46.391
4	1	1:48.852	34.398	33.443	41.011	261.5	9:09:35.243
5	1	~~1:43.969~~	32.771	33.192	38.006	262.1	9:11:19.212
6	1	1:56.023 P	33.018	37.871	45.134	262.1	9:13:15.235
7	1	5:09.162	3:55.721	32.932	40.509		9:18:24.397
8	1	1:42.632	32.589	32.525	37.518	260.8	9:20:07.029
9	1	1:42.599	32.482	32.634	37.483	262.7	9:21:49.628
10	1	1:45.693	32.679	33.682	39.332	263.4	9:23:35.321
11	1	1:42.925	32.431	32.667	37.827	263.4	9:25:18.246
12	1	2:06.339 P	34.490	39.243	52.606	262.7	9:27:24.585

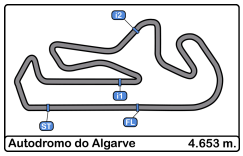

Autodromo Int. do Algarve
International GT Open
Qualifying - 2 Driver - 2
Lap Analysis

55 — Laurent De Meeus — Ferrari 296 GT3
PROAM — Vincent Abril — AF Corse

Lap	D	Time	Sector 1	Sector 2	Sector 3	T. Spd	Elapsed
1	2	9:06:30.655	9:05:18.480	33.751	38.424		9:06:30.655
2	2	1:41.874	32.073	32.363	37.438	260.2	9:08:12.529
3	2	1:41.595	31.826	32.302	37.467	262.1	9:09:54.124
4	2	1:50.545 P	31.892	33.103	45.550	262.7	9:11:44.669
5	2	5:50.117	4:36.634	33.755	39.728		9:17:34.786
6	2	1:41.069	31.827	32.035	37.207	261.5	9:19:15.855
7	2	~~1:54.355~~	38.090	36.867	39.398	263.4	9:21:10.210
8	2	~~1:52.315~~ P	31.675	34.485	46.155	263.4	9:23:02.525

63 — Antoine Doquin — Lamborghini Huracán GT3 EVO2
PRO — Artem Petrov — Oregon Team

Lap	D	Time	Sector 1	Sector 2	Sector 3	T. Spd	Elapsed
1	2	9:04:10.667	9:02:58.326	34.408	37.933		9:04:10.667
2	2	1:41.883	32.205	32.370	37.308	258.9	9:05:52.550
3	2	~~1:43.300~~	32.006	33.096	38.198	261.5	9:07:35.850
4	2	~~1:41.963~~	32.174	32.331	37.458	259.6	9:09:17.813
5	2	~~1:50.110~~ P	32.839	33.186	44.085	259.6	9:11:07.923
6	2	5:11.347	3:54.235	32.926	44.186		9:16:19.270
7	2	1:41.218	31.977	32.091	37.150	258.3	9:18:00.488
8	2	~~1:41.176~~	31.871	31.997	37.308	261.5	9:19:41.664
9	2	1:41.263	31.910	32.072	37.281	261.5	9:21:22.927
10	2	1:50.650 P	33.300	33.084	44.266	262.1	9:23:13.577

65 — Heiko Neumann — Mercedes AMG GT3 EVO
PROAM — Lukas Dunner — Team Motopark

Lap	D	Time	Sector 1	Sector 2	Sector 3	T. Spd	Elapsed
1	2	9:02:33.136	9:01:18.516	36.454	38.166		9:02:33.136
2	2	1:41.392	32.040	32.170	37.182	261.5	9:04:14.528
3	2	1:40.934	31.930	31.984	37.020	264.0	9:05:55.462
4	2	1:49.275 P	31.962	32.137	45.176	264.0	9:07:44.737
5	2	14:19.637	13:05.711	35.092	38.834		9:22:04.374
6	2	1:40.479	31.759	32.006	36.714	262.7	9:23:44.853
7	2	1:40.646	31.692	32.017	36.937	264.7	9:25:25.499
8	2	2:01.062 P	33.832	34.650	52.580	264.0	9:27:26.561

77 — Alfredo Hernández — Mercedes AMG GT3 EVO
AM — BDR Grupo Prom Racing Team

Lap	D	Time	Sector 1	Sector 2	Sector 3	T. Spd	Elapsed
1		9:03:09.318	9:01:40.235	43.760	45.323		9:03:09.318
2		1:47.545	34.104	33.991	39.450	252.9	9:04:56.863
3		1:46.626	33.584	33.452	39.590	257.7	9:06:43.489
4		1:45.640	33.297	33.536	38.807	258.9	9:08:29.129
5		1:46.107	33.275	33.740	39.092	260.8	9:10:15.236
6		1:53.236 P	33.279	33.494	46.463	259.6	9:12:08.472
7		3:30.282	2:17.363	33.811	39.108		9:15:38.754
8		1:46.402	33.300	33.702	39.400	258.9	9:17:25.156
9		1:48.496	33.587	33.503	41.406	260.8	9:19:13.652
10		1:46.454	33.205	34.192	39.057	259.6	9:21:00.106
11		~~1:51.196~~	33.202	36.453	41.541	260.2	9:22:51.302
12		~~1:45.634~~	33.308	33.545	38.781	259.6	9:24:36.936
13		1:44.880	33.402	32.988	38.490	259.6	9:26:21.816
14		2:17.954 P	38.976	36.977	1:02.001	260.8	9:28:39.770

79 — Johannes Zelger — Porsche 911 GT3 R (992)
PROAM — Fabio Babini — Tsunami RT

Lap	D	Time	Sector 1	Sector 2	Sector 3	T. Spd	Elapsed
1	2	9:03:37.325	9:02:14.262	35.384	47.679		9:03:37.325
2	2	1:43.118	32.599	32.606	37.913	262.7	9:05:20.443
3	2	1:46.840	32.699	34.092	40.049	264.0	9:07:07.283
4	2	1:42.144	32.200	32.261	37.683	263.4	9:08:49.427
5	2	1:41.888	31.917	32.097	37.874	264.7	9:10:31.315
6	2	1:49.328 P	31.971	32.431	44.926	265.3	9:12:20.643
7	2	4:30.995	3:19.008	33.651	38.336		9:16:51.638
8	2	1:41.338	31.958	31.972	37.408	262.1	9:18:32.976
9	2	1:41.239	31.998	31.913	37.328	263.4	9:20:14.215
10	2	1:43.309	31.904	32.310	39.095	264.0	9:21:57.524
11	2	~~1:47.780~~ P	31.971	32.053	43.756	264.0	9:23:45.304

80 — Luca Ludwig — Ferrari 488 GT3 Evo
PROAM — Iván Velasco — Mertel Motorsport

Lap	D	Time	Sector 1	Sector 2	Sector 3	T. Spd	Elapsed
1	2	9:03:47.190	9:02:33.285	34.502	39.403		9:03:47.190
2	2	~~1:45.334~~	33.462	33.323	38.549	262.7	9:05:32.524
3	2	~~1:43.925~~	32.606	33.084	38.235	260.8	9:07:16.449
4	2	2:04.467 P	32.663	43.916	47.888	261.5	9:09:20.916
5	2	~~5:58.568~~	4:46.711	33.606	38.251		9:15:19.484
6	2	~~1:43.267~~	32.446	32.755	38.066	260.2	9:17:02.751
7	2	1:43.356	32.518	32.857	37.981	260.2	9:18:46.107
8	2	1:43.111	32.593	32.486	38.032	261.5	9:20:29.218
9	2	~~1:43.320~~	32.483	32.732	38.105	262.1	9:22:12.538
10	2	2:04.474 P	36.773	36.534	51.167	262.1	9:24:17.012

82 — Marcelo Ramírez — Mercedes AMG GT3 EVO
PRO — Ralf Aron — GetSpeed

Lap	D	Time	Sector 1	Sector 2	Sector 3	T. Spd	Elapsed
1	2	9:02:00.078 P	9:00:40.083	34.191	45.804		9:02:00.078
2	2	4:11.525	2:54.919	35.272	41.334		9:06:11.603
3	2	1:41.247	31.956	32.168	37.123	262.1	9:07:52.850
4	2	~~1:40.822~~	31.714	32.021	37.087	266.0	9:09:33.672
5	2	1:40.876	31.765	32.094	37.017	264.0	9:11:14.548
6	2	1:49.502 P	31.739	32.851	44.912	265.3	9:13:04.050
7	2	4:37.224	3:23.760	32.920	40.544		9:17:41.274
8	2	1:40.362	31.605	31.931	36.826	264.7	9:19:21.636
9	2	~~1:40.484~~	31.714	31.809	36.961	266.0	9:21:02.120
10	2	1:42.636	31.595	33.193	37.848	266.6	9:22:44.756
11	2	1:40.932	31.624	32.146	37.162	265.3	9:24:25.688
12	2	1:40.605	31.634	31.949	37.022	265.3	9:26:06.293
13	2	2:29.857 P	40.855	45.303	1:03.699	214.2	9:28:36.150

86 — Audunn Gudmundsson — Porsche 911 GT3 R (992)
AM — Thorvaldur Gissurarson — Team Thor

Lap	D	Time	Sector 1	Sector 2	Sector 3	T. Spd	Elapsed
1	2	9:03:18.715	9:01:56.108	38.909	43.698		9:03:18.715
2	2	~~1:48.546~~	34.362	34.692	39.492	256.5	9:05:07.261
3	2	1:47.052	33.620	34.164	39.268	259.6	9:06:54.313
4	2	~~1:47.040~~	33.401	34.245	39.394	260.2	9:08:41.353
5	2	1:52.681	34.305	35.081	43.295	242.6	9:10:34.034
6	2	~~1:51.911~~	34.731	35.783	41.397	259.6	9:12:25.945
7	2	1:45.620	33.273	33.668	38.679	259.6	9:14:11.565
8	2	~~1:54.757~~ P	33.278	34.394	47.085	260.8	9:16:06.322

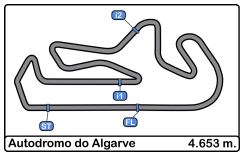

Autodromo Int. do Algarve
International GT Open
Qualifying - 2 Driver - 2
Lap Analysis

108 — Ameerh Naran — Mercedes AMG GT3 EVO

AM — GetSpeed

Lap	D	Time	Sector 1	Sector 2	Sector 3	T. Spd	Elapsed
1	2	9:02:17.705	9:01:03.155	35.129	39.421		9:02:17.705
2	2	1:46.096	33.306	33.847	38.943	261.5	9:04:03.801
3	2	1:46.920	33.681	34.437	38.802	260.8	9:05:50.721
4	2	1:48.704	33.021	34.867	40.816	259.6	9:07:39.425
5	2	~~1:46.531~~	33.242	34.213	39.076	260.8	9:09:25.956
6	2	1:45.612	32.821	33.970	38.821	258.9	9:11:11.568
7	2	1:48.099	33.196	33.838	41.065	263.4	9:12:59.667
8	2	~~1:45.714~~	32.967	33.859	38.888	257.1	9:14:45.381
9	2	1:45.390	32.810	33.782	38.798	260.2	9:16:30.771
10	2	1:44.794	32.697	33.499	38.598	259.6	9:18:15.565
11	2	~~1:44.658~~	32.771	33.397	38.490	261.5	9:20:00.223
12	2	~~1:44.054~~	32.501	33.197	38.356	262.7	9:21:44.277
13	2	~~1:44.070~~	32.401	33.214	38.455	260.8	9:23:28.347
14	2	~~1:44.508~~	32.807	33.490	38.211	263.4	9:25:12.855
15	1	2:10.366 P	35.724	42.407	52.235	263.4	9:27:23.221

188 — Mark Sansom — McLaren 720S GT3 EVO

AM — Miguel Ramos — Garage 59

Lap	D	Time	Sector 1	Sector 2	Sector 3	T. Spd	Elapsed
1	1	9:02:07.582	9:00:48.721	36.439	42.422		9:02:07.582
2	1	~~1:58.222~~ P	34.179	35.672	48.371	255.9	9:04:05.804
3	1	2:41.389	1:29.348	33.490	38.551		9:06:47.193
4	1	1:44.371	32.834	33.342	38.195	258.9	9:08:31.564
5	1	~~1:44.153~~	32.667	33.180	38.306	261.5	9:10:15.717
6	1	1:48.883	33.224	34.280	41.379	262.1	9:12:04.600
7	1	1:44.596	33.149	33.110	38.337	258.3	9:13:49.196
8	1	1:51.548 P	32.895	33.093	45.560	260.2	9:15:40.744
9	1	~~2:38.555~~	1:25.894	32.890	39.771		9:18:19.299
10	1	~~1:43.425~~	32.782	32.810	37.833	260.2	9:20:02.724
11	1	~~1:43.450~~	32.637	32.764	38.049	261.5	9:21:46.174
12	1	~~1:45.713~~	32.619	33.291	39.803	262.1	9:23:31.887
13	1	1:43.486	32.725	32.782	37.979	261.5	9:25:15.373
14	1	2:02.221 P	34.214	37.770	50.237	262.1	9:27:17.594

777 — Marcin Jedliński — Ferrari 296 GT3

PROAM — Karol Basz — Olimp Racing

Lap	D	Time	Sector 1	Sector 2	Sector 3	T. Spd	Elapsed
1	1	9:03:46.696	9:02:32.731	34.405	39.560		9:03:46.696
2	1	1:47.807	35.185	33.582	39.040	259.6	9:05:34.503
3	1	1:55.891 P	34.807	33.713	47.371	261.5	9:07:30.394
4	1	3:07.403	1:55.698	33.413	38.292		9:10:37.797
5	1	1:44.006	32.910	32.854	38.242	262.1	9:12:21.803
6	1	1:43.851	32.513	33.157	38.181	262.1	9:14:05.654
7	1	~~1:53.014~~ P	32.661	33.142	47.211	262.1	9:15:58.668
8	1	3:47.138	2:29.055	33.501	44.582		9:19:45.806
9	1	1:43.572	32.432	32.928	38.212	260.8	9:21:29.378
10	1	~~1:43.342~~	32.579	32.979	37.784	263.4	9:23:12.720
11	1	1:51.655 P	32.269	32.905	46.481	264.0	9:25:04.375

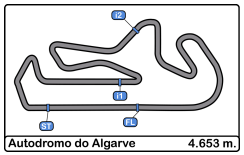

Autodromo Int. do Algarve
International GT Open
Qualifying - 2 Driver - 2
Best Sectors Results

	Sector - 1			Sector - 2			Sector - 3			Ideal Lap vs Best Lap					
Clas	Nº	Driver	Time	Nº	Driver	Time	Nº	Driver	Time	Clas	Nº	Driver	Ideal Lap	Best Lap	Clas
1	31	Alex Fontana	31.449	1	Christopher Haase	31.653	20	Dominik Baumann	36.548	1	31	Alex Fontana	1:39.862	1:39.966	1
2	18	Alexey Nesov	31.560	18	Alexey Nesov	31.758	31	Alex Fontana	36.642	2	20	Dominik Baumann	1:40.042	1:40.234	2
3	20	Dominik Baumann	31.589	31	Alex Fontana	31.771	65	Lukas Dunner	36.714	3	82	Ralf Aron	1:40.230	1:40.362	3
4	82	Ralf Aron	31.595	11	Levente Révész	31.807	82	Ralf Aron	36.826	4	18	Alexey Nesov	1:40.295	1:40.476	5
5	1	Christopher Haase	31.611	82	Ralf Aron	31.809	11	Levente Révész	36.931	5	65	Lukas Dunner	1:40.390	1:40.479	6
6	55	Vincent Abril	31.675	51	Carl Bennett	31.898	18	Alexey Nesov	36.977	6	1	Christopher Haase	1:40.418	1:40.426	4
7	65	Lukas Dunner	31.692	4	Zac Meakin	31.901	17	Tom Emson	37.015	7	11	Levente Révész	1:40.430	1:40.545	7
8	11	Levente Révész	31.692	20	Dominik Baumann	31.905	13	Robert Visoiu	37.057	8	33	James Kell	1:40.880	1:41.086	10
9	4	Zac Meakin	31.801	79	Fabio Babini	31.913	33	James Kell	37.108	9	55	Vincent Abril	1:40.917	1:41.069	9
10	33	James Kell	31.814	33	James Kell	31.958	9	Anthony Bartone	37.120	10	4	Zac Meakin	1:40.934	1:41.002	8
11	9	Anthony Bartone	31.819	65	Lukas Dunner	31.984	63	Artem Petrov	37.150	11	63	Artem Petrov	1:41.018	1:41.218	14
12	5	Krystian Korzeniowski	31.843	63	Artem Petrov	31.997	1	Christopher Haase	37.154	12	51	Carl Bennett	1:41.039	1:41.438	18
13	51	Carl Bennett	31.844	28	Amaury Bonduel	32.010	28	Amaury Bonduel	37.176	13	9	Anthony Bartone	1:41.053	1:41.190	13
14	17	Tom Emson	31.867	55	Vincent Abril	32.035	5	Krystian Korzeniowski	37.201	14	17	Tom Emson	1:41.064	1:41.180	12
15	63	Artem Petrov	31.871	21	Michele Rugolo	32.062	55	Vincent Abril	37.207	15	28	Amaury Bonduel	1:41.139	1:41.243	17
16	13	Robert Visoiu	31.883	9	Anthony Bartone	32.114	4	Zac Meakin	37.232	16	79	Fabio Babini	1:41.145	1:41.239	16
17	21	Michele Rugolo	31.891	5	Krystian Korzeniowski	32.127	51	Carl Bennett	37.297	17	5	Krystian Korzeniowski	1:41.171	1:41.171	11
18	79	Fabio Babini	31.904	19	Robin Rogalski	32.127	79	Fabio Babini	37.328	18	13	Robert Visoiu	1:41.231	1:41.231	15
19	28	Amaury Bonduel	31.953	17	Tom Emson	32.182	21	Michele Rugolo	37.449	19	21	Michele Rugolo	1:41.402	1:41.488	19
20	19	Robin Rogalski	31.954	13	Robert Visoiu	32.291	54	Dexter Müller	37.483	20	19	Robin Rogalski	1:41.571	1:41.571	20
21	26	Michael Blanchemain	32.089	26	Michael Blanchemain	32.462	19	Robin Rogalski	37.490	21	54	Dexter Müller	1:42.439	1:42.599	21
22	777	Marcin Jedliński	32.269	80	Iván Velasco	32.486	777	Marcin Jedliński	37.784	22	26	Michael Blanchemain	1:42.595	1:42.967	22
23	10	Stephen Grove	32.370	54	Dexter Müller	32.525	188	Mark Sansom	37.833	23	777	Marcin Jedliński	1:42.907	1:43.572	26
24	108	Ameerh Naran	32.401	10	Stephen Grove	32.762	80	Iván Velasco	37.981	24	80	Iván Velasco	1:42.913	1:43.111	23
25	54	Dexter Müller	32.431	188	Mark Sansom	32.764	26	Michael Blanchemain	38.044	25	10	Stephen Grove	1:43.191	1:43.210	24
26	80	Iván Velasco	32.446	777	Marcin Jedliński	32.854	10	Stephen Grove	38.059	26	188	Mark Sansom	1:43.216	1:43.486	25
27	188	Mark Sansom	32.619	6	Aaron Walker	32.904	108	Ameerh Naran	38.211	27	108	Ameerh Naran	1:43.809	1:44.794	27
28	77	Alfredo Hernández	33.202	77	Alfredo Hernández	32.988	77	Alfredo Hernández	38.490	28	77	Alfredo Hernández	1:44.680	1:44.880	28
29	86	Thorvaldur Gissurarson	33.273	108	Ameerh Naran	33.197	86	Thorvaldur Gissurarson	38.679	29	86	Thorvaldur Gissurarson	1:45.620	1:45.620	29
30	6	Aaron Walker	2:56.808	86	Thorvaldur Gissurarson	33.668	6	Aaron Walker	48.443	30	6	Aaron Walker	4:18.155	Transpon	30

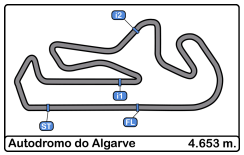

Autodromo Int. do Algarve
International GT Open
Qualifying - 2 Driver - 2
Best 5 Lap Times

												Best 1		Best 2		Best 3		Best 4		Best 5	
Cl	Nº	Entrant/Team	Nat	Driver 1	Nat	Driver 2	Nat	Vehicle	Cat	Cl	Time	Lap	Time	Lap	Time	Lap	Time	Lap	Time	Lap
1	31	Car Collection Motorsport	DEU	Hash	USA	Alex Fontana	CHE	Porsche 911 GT3 R (992)	PROAM	1	1:39.966	11	1:40.245	10	1:40.361	7	1:40.398	5	1:40.521	6
2	20	SPS Automotive Performance	DEU	Valentin Pierburg	DEU	Dominik Baumann	AUT	Mercedes AMG GT3 EVO	PROAM	2	1:40.234	8	1:40.429	10	1:40.462	11	1:40.685	5	1:40.779	4
3	82	GetSpeed	DEU	Marcelo Ramírez	MEX	Ralf Aron	EST	Mercedes AMG GT3 EVO	PRO	1	1:40.362	8	1:40.605	12	1:40.876	5	1:40.932	11	1:41.247	3
4	1	Eastalent Racing	AUT	Simon Reicher	AUT	Christopher Haase	DEU	Audi R8 LMS GT3 EVO II	PRO	2	1:40.426	10	1:40.643	6	1:40.701	5	1:41.808	9	1:57.052	7
5	18	Dinamic GT	ITA	Alexey Nesov	ND	Maksim Kizilov	ND	Porsche 911 GT3 R (992)	PRO	3	1:40.476	7	1:40.524	9	1:40.818	3	1:44.463	6	2:11.590	10
6	65	Team Motopark	DEU	Heiko Neumann	DEU	Lukas Dunner	AUT	Mercedes AMG GT3 EVO	PROAM	3	1:40.479	6	1:40.646	7	1:40.934	3	1:41.392	2	1:49.275	4
7	11	Team Motopark	DEU	Levente Révész	HUN	Matteo Cairoli	ITA	Mercedes AMG GT3 EVO	PRO	4	1:40.545	9	1:40.600	7	1:41.461	3	1:44.442	2	1:46.120	8
8	4	Optimum Motorsport	GBR	Michael Porter	GBR	Zac Meakin	GBR	McLaren 720S GT3 EVO	PRO	5	1:41.002	10	1:41.022	9	1:43.037	8	1:46.798	12	4:08.281	6
9	55	AF Corse	ITA	Laurent De Meeus	BEL	Vincent Abril	FRA	Ferrari 296 GT3	PROAM	4	1:41.069	6	1:41.595	3	1:41.874	2	1:50.545	4	5:50.117	5
10	33	Greystone GT	GBR	Dean Macdonald	GBR	James Kell	GBR	McLaren 720S GT3 EVO	PRO	6	1:41.086	11	1:41.088	12	1:41.744	5	1:47.057	7	1:51.661	13
11	5	Olimp Racing	POL	Stanislaw Jedliński	POL	Krystian Korzeniowski	POL	Ferrari 296 GT3	AM	1	1:41.171	11	1:41.418	7	1:41.533	8	1:43.484	3	1:47.844	5
12	17	Elite Motorsport with Entire Race Engineering	GBR	Tom Lebbon	GBR	Tom Emson	GBR	Ferrari 296 GT3	PRO	7	1:41.180	9	1:41.806	4	1:41.847	11	1:47.530	6	1:47.932	10
13	9	GetSpeed	DEU	Anthony Bartone	USA	Fabian Schiller	DEU	Mercedes AMG GT3 EVO	PRO	8	1:41.190	10	1:41.421	12	1:41.840	9	1:41.909	6	1:41.925	5
14	63	Oregon Team	ITA	Antoine Doquin	FRA	Artem Petrov	ISR	Lamborghini Huracán GT3 EVO2	PRO	9	1:41.218	7	1:41.263	9	1:41.883	2	1:50.650	10	5:11.347	6
15	13	Team Motopark	DEU	Robert Visoiu	ROU	Niklas Krütten	DEU	Mercedes AMG GT3 EVO	PRO	10	1:41.231	8	1:41.398	9	1:41.749	4	1:42.061	3	1:43.439	7
16	79	Tsunami RT	SMR	Johannes Zelger	ITA	Fabio Babini	ITA	Porsche 911 GT3 R (992)	PROAM	5	1:41.239	9	1:41.338	8	1:41.888	5	1:42.144	4	1:43.118	2
17	28	BDR Grupo Prom Racing Team	BEL	Amaury Bonduel	FRA	Luis Michael Dörrbecker	MEX	Mercedes AMG GT3 EVO	PRO	11	1:41.243	9	1:41.684	4	1:43.261	6	1:49.920	2	1:50.594	7
18	51	AF Corse	ITA	Carl Bennett	THA	Tommaso Mosca	ITA	Ferrari 296 GT3	PRO	12	1:41.438	7	1:41.451	8	1:42.093	4	1:46.160	3	1:49.883	5
19	21	AF Corse	ITA	Gino Forgione	CHE	Michele Rugolo	ITA	Ferrari 296 GT3	AM	2	1:41.488	9	1:41.515	10	1:41.772	6	1:42.816	2	1:50.575	11
20	19	Oregon Team	ITA	Robin Rogalski	POL	Filip Ugran	ROU	Lamborghini Huracán GT3 EVO2	PRO	13	1:41.571	10	1:42.522	6	1:44.192	2	1:52.208	7	1:54.249	12
21	54	CBRX by SPS	DEU	Dexter Müller	CHE	Yannick Mettler	CHE	Mercedes AMG GT3 EVO	PROAM	6	1:42.599	9	1:42.632	8	1:42.925	11	1:43.263	2	1:43.322	3
22	26	Sainteloc Racing	FRA	Michael Blanchemain	FRA	Marcus Påverud	NOR	Audi R8 LMS GT3 EVO II	PROAM	7	1:42.967	12	1:43.235	11	1:43.305	6	1:44.319	5	1:52.400	7
23	80	Mertel Motorsport	DEU	Luca Ludwig	DEU	Iván Velasco	ESP	Ferrari 488 GT3 Evo	PROAM	8	1:43.111	8	1:43.356	7	2:04.467	4	2:04.474	10		
24	10	Iron Lynx	ITA	Brenton Grove	AUS	Stephen Grove	AUS	Mercedes AMG GT3 EVO	PROAM	9	1:43.210	11	1:43.507	9	1:43.603	10	1:44.369	5	1:52.151	7
25	188	Garage 59	GBR	Mark Sansom	GBR	Miguel Ramos	PRT	McLaren 720S GT3 EVO	AM	3	1:43.486	13	1:44.371	4	1:44.596	7	1:48.883	6	1:51.548	8
26	777	Olimp Racing	POL	Marcin Jedliński	POL	Karol Basz	POL	Ferrari 296 GT3	PROAM	10	1:43.572	9	1:43.851	6	1:44.006	5	1:47.807	2	1:51.655	11
27	108	Vimana by GetSpeed	DEU	Ameerh Naran	ZWE			Mercedes AMG GT3 EVO	AM	4	1:44.794	10	1:45.390	9	1:45.612	6	1:46.096	2	1:46.920	3
28	77	BDR Grupo Prom Racing Team	BEL	Alfredo Hernández	MEX			Mercedes AMG GT3 EVO	AM	5	1:44.880	13	1:45.640	4	1:46.107	5	1:46.402	8	1:46.454	10
29	86	Team Thor	ISL	Audunn Gudmundsson	ISL	Thorvaldur Gissurarson	ISL	Porsche 911 GT3 R (992)	AM	6	1:45.620	7	1:47.052	3	1:52.681	5				
30	6	GetSpeed	DEU	Steve Jans	LUX	Aaron Walker	GBR	Mercedes AMG GT3 EVO	PROAM	11										

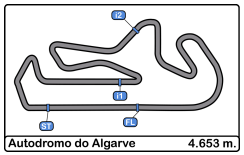

Autodromo Int. do Algarve
International GT Open
Qualifying - 2 Driver - 2
Best 5 Top Speeds

													Top 1		Top 2		Top 3		Top 4		Top 5		
Cl	Nº	Entrant/Team	Nat	Driver 1	Nat	Driver 2	Nat	Vehicle	Cat	Cl	Km/h	Lap	Km/h	Lap	Km/h	Lap	Km/h	Lap	Km/h	Lap	Avg
1	31	Car Collection Motorsport	DEU	Hash	USA	Alex Fontana	CHE	Porsche 911 GT3 R (992)	PROAM	1	268.6	3	268.6	13	267.3	7	266.6	5	266.6	6	267.5
2	51	AF Corse	ITA	Carl Bennett	THA	Tommaso Mosca	ITA	Ferrari 296 GT3	PRO	1	266.6	9	266.0	4	266.0	11	265.3	3	265.3	8	265.8
3	82	GetSpeed	DEU	Marcelo Ramírez	MEX	Ralf Aron	EST	Mercedes AMG GT3 EVO	PRO	2	266.6	10	266.0	4	266.0	9	265.3	6	265.3	11	265.8
4	1	Eastalent Racing	AUT	Simon Reicher	AUT	Christopher Haase	DEU	Audi R8 LMS GT3 EVO II	PRO	3	266.0	11	265.3	6	265.3	10	264.7	7	264.0	3	265.0
5	11	Team Motopark	DEU	Levente Révész	HUN	Matteo Cairoli	ITA	Mercedes AMG GT3 EVO	PRO	4	266.0	8	266.0	10	265.3	5	264.7	3	264.7	4	265.3
6	18	Dinamic GT	ITA	Alexey Nesov	ND	Maksim Kizilov	ND	Porsche 911 GT3 R (992)	PRO	5	266.0	2	266.0	3	266.0	4	266.0	7	266.0	9	266.0
7	20	SPS Automotive Performance	DEU	Valentin Pierburg	DEU	Dominik Baumann	AUT	Mercedes AMG GT3 EVO	PROAM	2	266.0	6	265.3	11	264.7	9	264.0	5	264.0	12	264.8
8	26	Sainteloc Racing	FRA	Michael Blanchemain	FRA	Marcus Påverud	NOR	Audi R8 LMS GT3 EVO II	PROAM	3	266.0	11	264.0	10	264.0	12	263.4	9	263.4	13	264.1
9	5	Olimp Racing	POL	Stanislaw Jedliński	POL	Krystian Korzeniowski	POL	Ferrari 296 GT3	AM	1	265.3	5	265.3	9	264.0	11	264.0	12	263.4	3	264.4
10	17	Elite Motorsport with Entire Race Engineering	GBR	Tom Lebbon	GBR	Tom Emson	GBR	Ferrari 296 GT3	PRO	6	265.3	10	264.0	8	263.4	9	262.7	4	262.7	5	263.6
11	33	Greystone GT	GBR	Dean Macdonald	GBR	James Kell	GBR	McLaren 720S GT3 EVO	PRO	7	265.3	6	265.3	9	264.7	10	264.0	13	263.4	5	264.5
12	79	Tsunami RT	SMR	Johannes Zelger	ITA	Fabio Babini	ITA	Porsche 911 GT3 R (992)	PROAM	4	265.3	6	264.7	5	264.0	3	264.0	10	264.0	11	264.4
13	9	GetSpeed	DEU	Anthony Bartone	USA	Fabian Schiller	DEU	Mercedes AMG GT3 EVO	PRO	8	264.7	11	264.7	12	264.0	6	262.7	4	262.7	5	263.8
14	10	Iron Lynx	ITA	Brenton Grove	AUS	Stephen Grove	AUS	Mercedes AMG GT3 EVO	PROAM	5	264.7	10	260.8	12	258.9	7	257.7	5	257.7	6	260.0
15	13	Team Motopark	DEU	Robert Visoiu	ROU	Niklas Krütten	DEU	Mercedes AMG GT3 EVO	PRO	9	264.7	4	264.7	5	264.0	3	264.0	10	263.4	9	264.1
16	65	Team Motopark	DEU	Heiko Neumann	DEU	Lukas Dunner	AUT	Mercedes AMG GT3 EVO	PROAM	6	264.7	7	264.0	3	264.0	4	264.0	8	262.7	6	263.9
17	4	Optimum Motorsport	GBR	Michael Porter	GBR	Zac Meakin	GBR	McLaren 720S GT3 EVO	PRO	10	264.0	5	264.0	10	263.4	4	263.4	8	263.4	11	263.6
18	777	Olimp Racing	POL	Marcin Jedliński	POL	Karol Basz	POL	Ferrari 296 GT3	PROAM	7	264.0	11	263.4	10	262.1	5	262.1	6	262.1	7	262.7
19	21	AF Corse	ITA	Gino Forgione	CHE	Michele Rugolo	ITA	Ferrari 296 GT3	AM	2	263.4	5	262.7	7	262.1	4	262.1	6	262.1	9	262.5
20	54	CBRX by SPS	DEU	Dexter Müller	CHE	Yannick Mettler	CHE	Mercedes AMG GT3 EVO	PROAM	8	263.4	10	263.4	11	262.7	9	262.7	12	262.1	5	262.9
21	55	AF Corse	ITA	Laurent De Meeus	BEL	Vincent Abril	FRA	Ferrari 296 GT3	PROAM	9	263.4	7	263.4	8	262.7	4	262.1	3	261.5	6	262.6
22	108	Vimana by GetSpeed	DEU	Ameerh Naran	ZWE			Mercedes AMG GT3 EVO	AM	3	263.4	7	263.4	14	263.4	15	262.7	12	261.5	2	262.9
23	80	Mertel Motorsport	DEU	Luca Ludwig	DEU	Iván Velasco	ESP	Ferrari 488 GT3 Evo	PROAM	10	262.7	2	262.1	9	262.1	10	261.5	4	261.5	8	262.0
24	28	BDR Grupo Prom Racing Team	BEL	Amaury Bonduel	FRA	Luis Michael Dörrbecker	MEX	Mercedes AMG GT3 EVO	PRO	11	262.1	4	262.1	11	261.5	5	261.5	7	261.5	9	261.7
25	63	Oregon Team	ITA	Antoine Doquin	FRA	Artem Petrov	ISR	Lamborghini Huracán GT3 EVO2	PRO	12	262.1	10	261.5	3	261.5	8	261.5	9	259.6	4	261.2
26	188	Garage 59	GBR	Mark Sansom	GBR	Miguel Ramos	PRT	McLaren 720S GT3 EVO	AM	4	262.1	6	262.1	12	262.1	14	261.5	5	261.5	11	261.8
27	19	Oregon Team	ITA	Robin Rogalski	POL	Filip Ugran	ROU	Lamborghini Huracán GT3 EVO2	PRO	13	260.8	5	260.8	10	260.8	11	260.2	4	260.2	7	260.6
28	77	BDR Grupo Prom Racing Team	BEL	Alfredo Hernández	MEX			Mercedes AMG GT3 EVO	AM	5	260.8	5	260.8	9	260.8	14	260.2	11	259.6	6	260.4
29	86	Team Thor	ISL	Audunn Gudmundsson	ISL	Thorvaldur Gissurarson	ISL	Porsche 911 GT3 R (992)	AM	6	260.8	8	260.2	4	259.6	3	259.6	6	259.6	7	259.9

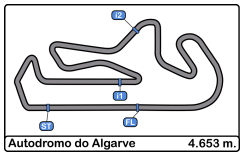

Autodromo Int. do Algarve
International GT Open
Qualifying - 2 Driver - 2
Fastest Laps Sequence

Lap	Time of Day	Session Time	Nº	Entrant/Team	Nat	Driver 1	Nat	Driver 2	Nat	Vehicle	Cat	Time	Km/h
2	9:03:45.018	3:45.018	28	BDR Grupo Prom Racing Team	BEL	**Amaury Bonduel**	FRA	Luis Michael Dörrbecker	MEX	Mercedes AMG GT3 EVO	PRO	**1:49.920**	152.3
2	9:03:55.601	3:55.601	11	Team Motopark	DEU	**Levente Révész**	HUN	Matteo Cairoli	ITA	Mercedes AMG GT3 EVO	PRO	**1:44.442**	160.3
2	9:04:14.528	4:14.528	65	Team Motopark	DEU	Heiko Neumann	DEU	**Lukas Dunner**	AUT	Mercedes AMG GT3 EVO	PROAM	**1:41.392**	165.2
3	9:05:55.462	5:55.462	65	Team Motopark	DEU	Heiko Neumann	DEU	**Lukas Dunner**	AUT	Mercedes AMG GT3 EVO	PROAM	**1:40.934**	165.9
4	9:09:08.343	9:08.343	20	SPS Automotive Performance	DEU	Valentin Pierburg	DEU	**Dominik Baumann**	AUT	Mercedes AMG GT3 EVO	PROAM	**1:40.779**	166.2
5	9:09:43.672	9:43.672	31	Car Collection Motorsport	DEU	Hash	USA	**Alex Fontana**	CHE	Porsche 911 GT3 R (992)	PROAM	**1:40.398**	166.8
7	9:13:04.554	13:04.554	31	Car Collection Motorsport	DEU	Hash	USA	**Alex Fontana**	CHE	Porsche 911 GT3 R (992)	PROAM	**1:40.361**	166.9
10	9:19:04.159	19:04.159	31	Car Collection Motorsport	DEU	Hash	USA	**Alex Fontana**	CHE	Porsche 911 GT3 R (992)	PROAM	**1:40.245**	167.0
11	9:20:44.125	20:44.125	31	Car Collection Motorsport	DEU	Hash	USA	**Alex Fontana**	CHE	Porsche 911 GT3 R (992)	PROAM	**1:39.966**	167.5

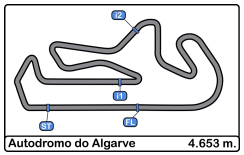

Autodromo Int. do Algarve
International GT Open
Qualifying - 2 Driver - 2
Event Best Maximum Speed

Nº	Entrant/Team	Nat	Driver 1	Nat	Driver 2	Nat	Vehicle	Cat	Km/h	Session
75	Team ISR	CZE	Filip Salaquarda	CZE	Libor Milota	CZE	Audi R8 LMS GT3 EVO II	PROAM	269.3	Private test - 2
31	Car Collection Motorsport	DEU	Hash	USA	Alex Fontana	CHE	Porsche 911 GT3 R (992)	PROAM	268.6	Qualifying - 2 Driver - 2
82	GetSpeed	DEU	Marcelo Ramírez	MEX	Ralf Aron	EST	Mercedes AMG GT3 EVO	PRO	267.9	Private test - 2
51	AF Corse	ITA	Carl Bennett	THA	Tommaso Mosca	ITA	Ferrari 296 GT3	PRO	267.9	Private test - 2
9	GetSpeed	DEU	Anthony Bartone	USA	Fabian Schiller	DEU	Mercedes AMG GT3 EVO	PRO	267.9	Private test - 2
79	Tsunami RT	SMR	Johannes Zelger	ITA	Fabio Babini	ITA	Porsche 911 GT3 R (992)	PROAM	267.9	Private test - 2
4	Optimum Motorsport	GBR	Michael Porter	GBR	Zac Meakin	GBR	McLaren 720S GT3 EVO	PRO	267.3	Private test - 2
86	Team Thor	ISL	Audunn Gudmundsson	ISL	Thorvaldur Gissurarson	ISL	Porsche 911 GT3 R (992)	AM	266.6	Private test - 2
11	Team Motopark	DEU	Levente Révész	HUN	Matteo Cairoli	ITA	Mercedes AMG GT3 EVO	PRO	266.6	Private test - 2
30									266.6	Private test - 2
17	Elite Motorsport with Entire Race Engineering	GBR	Tom Lebbon	GBR	Tom Emson	GBR	Ferrari 296 GT3	PRO	266.6	Private test - 2
777	Olimp Racing	POL	Marcin Jedliński	POL	Karol Basz	POL	Ferrari 296 GT3	PROAM	266.6	Private test - 2
18	Dinamic GT	ITA	Alexey Nesov	NO	Maksim Kizilov	NO	Porsche 911 GT3 R (992)	PRO	266.0	Private test - 2
13	Team Motopark	DEU	Robert Visoiu	ROU	Niklas Krütten	DEU	Mercedes AMG GT3 EVO	PRO	266.0	Private test - 2
65	Team Motopark	DEU	Heiko Neumann	DEU	Lukas Dunner	AUT	Mercedes AMG GT3 EVO	PROAM	266.0	Private test - 2
33	Greystone GT	GBR	Dean Macdonald	GBR	James Kell	GBR	McLaren 720S GT3 EVO	PRO	266.0	Private test - 2
26	Sainteloc Racing	FRA	Michael Blanchemain	FRA	Marcus Påverud	NOR	Audi R8 LMS GT3 EVO II	PROAM	266.0	Private test - 2
20	SPS Automotive Performance	DEU	Valentin Pierburg	DEU	Dominik Baumann	AUT	Mercedes AMG GT3 EVO	PROAM	266.0	Qualifying - 2 Driver - 2
1	Eastalent Racing	AUT	Simon Reicher	AUT	Christopher Haase	DEU	Audi R8 LMS GT3 EVO II	PRO	266.0	Qualifying - 2 Driver - 2
21	AF Corse	ITA	Gino Forgione	CHE	Michele Rugolo	ITA	Ferrari 296 GT3	AM	265.3	Private test - 1
5	Olimp Racing	POL	Stanislaw Jedliński	POL	Krystian Korzeniowski	POL	Ferrari 296 GT3	AM	265.3	Private test - 1
28	BDR Grupo Prom Racing Team	BEL	Amaury Bonduel	FRA	Luis Michael Dörrbecker	MEX	Mercedes AMG GT3 EVO	PRO	265.3	Private test - 2
80	Mertel Motorsport	DEU	Luca Ludwig	DEU	Iván Velasco	ESP	Ferrari 488 GT3 Evo	PROAM	264.7	Private test - 2
188	Garage 59	GBR	Mark Sansom	GBR	Miguel Ramos	PRT	McLaren 720S GT3 EVO	AM	264.7	Private test - 2
54	CBRX by SPS	DEU	Dexter Müller	CHE	Yannick Mettler	CHE	Mercedes AMG GT3 EVO	PROAM	264.7	Private test - 2
10	Iron Lynx	ITA	Brenton Grove	AUS	Stephen Grove	AUS	Mercedes AMG GT3 EVO	PROAM	264.7	Qualifying - 2 Driver - 2
19	Oregon Team	ITA	Robin Rogalski	POL	Filip Ugran	ROU	Lamborghini Huracán GT3 EVO2	PRO	264.0	Private test - 2
55	AF Corse	ITA	Laurent De Meeus	BEL	Vincent Abril	FRA	Ferrari 296 GT3	PROAM	264.0	Private test - 2
6	GetSpeed	DEU	Steve Jans	LUX	Aaron Walker	GBR	Mercedes AMG GT3 EVO	PROAM	263.4	Private test - 2
108	Vimana by GetSpeed	DEU	Ameerh Naran	ZWE			Mercedes AMG GT3 EVO	AM	263.4	Qualifying - 2 Driver - 2
63	Oregon Team	ITA	Antoine Doquin	FRA	Artem Petrov	ISR	Lamborghini Huracán GT3 EVO2	PRO	262.7	Private test - 2
77	BDR Grupo Prom Racing Team	BEL	Alfredo Hernández	MEX			Mercedes AMG GT3 EVO	AM	261.5	Private test - 2

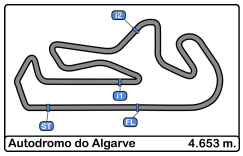

Autodromo Int. do Algarve
International GT Open
Qualifying - 2 Driver - 2
Pit Stop Analysis

1 — Simon Reicher — Audi R8 LMS GT3 EVO II
PRO — Christopher Haase — Eastalent Racing

Nº	In Day Time	In Time	Out Time	Pit Time	T. Pit Time	Handicap	Diff.
1	9:07:07.410	9:07:07.410	9:09:40.655	2:33.245	2:33.245	1:15.0	
2	9:16:44.143	9:16:44.143	9:20:31.871	3:47.728	6:20.973	1:15.0	

4 — Michael Porter — McLaren 720S GT3 EVO
PRO — Zac Meakin — Optimum Motorsport

Nº	In Day Time	In Time	Out Time	Pit Time	T. Pit Time	Handicap	Diff.
1	9:11:33.635	9:11:33.635	9:13:55.714	2:22.079	2:22.079	1:15.0	

6 — Steve Jans — Mercedes AMG GT3 EVO
PROAM — Aaron Walker — GetSpeed

Nº	In Day Time	In Time	Out Time	Pit Time	T. Pit Time	Handicap	Diff.
1	9:02:04.709	9:02:04.709	9:04:34.529	2:29.820	2:29.820	1:15.0	

9 — Anthony Bartone — Mercedes AMG GT3 EVO
PRO — Fabian Schiller — GetSpeed

Nº	In Day Time	In Time	Out Time	Pit Time	T. Pit Time	Handicap	Diff.
1	9:02:01.753	9:02:01.753	9:04:39.765	2:38.012	2:38.012	1:15.0	
2	9:15:00.870	9:15:00.870	9:17:01.632	2:00.762	4:38.774	1:15.0	

10 — Brenton Grove — Mercedes AMG GT3 EVO
PROAM — Stephen Grove — Iron Lynx

Nº	In Day Time	In Time	Out Time	Pit Time	T. Pit Time	Handicap	Diff.
1	9:03:45.616	9:03:45.616	9:04:50.172	1:04.556	1:04.556	1:15.0	-10.4
2	9:13:35.139	9:13:35.139	9:14:38.680	1:03.541	2:08.097	1:15.0	-11.4

11 — Levente Révész — Mercedes AMG GT3 EVO
PRO — Matteo Cairoli — Team Motopark

Nº	In Day Time	In Time	Out Time	Pit Time	T. Pit Time	Handicap	Diff.
1	9:09:04.034	9:09:04.034	9:18:08.361	9:04.327	9:04.327	1:15.0	

13 — Robert Visoiu — Mercedes AMG GT3 EVO
PRO — Niklas Krütten — Team Motopark

Nº	In Day Time	In Time	Out Time	Pit Time	T. Pit Time	Handicap	Diff.
1	9:09:34.710	9:09:34.710	9:18:40.942	9:06.232	9:06.232	1:15.0	

17 — Tom Lebbon — Ferrari 296 GT3
PRO — Tom Emson — Elite Motorsport

Nº	In Day Time	In Time	Out Time	Pit Time	T. Pit Time	Handicap	Diff.
1	9:04:03.323	9:04:03.323	9:05:19.625	1:16.302	1:16.302	1:15.0	
2	9:12:18.464	9:12:18.464	9:16:01.733	3:43.269	4:59.571	1:15.0	

18 — Alexey Nesov — Porsche 911 GT3 R (992)
PRO — Maksim Kizilov — Dinamic GT

Nº	In Day Time	In Time	Out Time	Pit Time	T. Pit Time	Handicap	Diff.
1	9:12:34.892	9:12:34.892	9:17:52.673	5:17.781	5:17.781	1:15.0	

19 — Robin Rogalski — Lamborghini Huracán GT3 EVO2
PRO — Filip Ugran — Oregon Team

Nº	In Day Time	In Time	Out Time	Pit Time	T. Pit Time	Handicap	Diff.
1	9:14:01.014	9:14:01.014	9:16:16.251	2:15.237	2:15.237	1:15.0	

20 — Valentin Pierburg — Mercedes AMG GT3 EVO
PROAM — Dominik Baumann — SPS Automotive Performance

Nº	In Day Time	In Time	Out Time	Pit Time	T. Pit Time	Handicap	Diff.
1	9:04:02.228	9:04:02.228	9:05:37.163	1:34.935	1:34.935	1:15.0	
2	9:12:37.810	9:12:37.810	9:17:49.251	5:11.441	6:46.376	1:15.0	

21 — Gino Forgione — Ferrari 296 GT3
AM — Michele Rugolo — AF Corse

Nº	In Day Time	In Time	Out Time	Pit Time	T. Pit Time	Handicap	Diff.
1	9:14:11.441	9:14:11.441	9:15:55.630	1:44.189	1:44.189	1:15.0	

26 — Michael Blanchemain — Audi R8 LMS GT3 EVO II
PROAM — Marcus Påverud — Sainteloc Racing

Nº	In Day Time	In Time	Out Time	Pit Time	T. Pit Time	Handicap	Diff.
1	9:03:57.345	9:03:57.345	9:05:14.598	1:17.253	1:17.253	1:15.0	
2	9:13:57.572	9:13:57.572	9:15:54.807	1:57.235	3:14.488	1:15.0	

28 — Amaury Bonduel — Mercedes AMG GT3 EVO
PRO — Luis Michael Dörrbecker — BDR Grupo Prom Racing Team

Nº	In Day Time	In Time	Out Time	Pit Time	T. Pit Time	Handicap	Diff.
1	9:03:40.834	9:03:40.834	9:05:22.883	1:42.049	1:42.049	1:15.0	
2	9:14:18.158	9:14:18.158	9:17:22.702	3:04.544	4:46.593	1:15.0	

31 — Hash — Porsche 911 GT3 R (992)
PROAM — Alex Fontana — Car Collection Motorsport

Nº	In Day Time	In Time	Out Time	Pit Time	T. Pit Time	Handicap	Diff.
1	9:05:34.558	9:05:34.558	9:06:23.077	48.519	48.519	1:15.0	-26.4
2	9:14:50.470	9:14:50.470	9:15:42.233	51.763	1:40.282	1:15.0	-23.2

33 — Dean Macdonald — McLaren 720S GT3 EVO
PRO — James Kell — Greystone GT

Nº	In Day Time	In Time	Out Time	Pit Time	T. Pit Time	Handicap	Diff.
1	9:03:37.114	9:03:37.114	9:06:37.725	3:00.611	3:00.611	1:15.0	
2	9:15:12.542	9:15:12.542	9:17:30.625	2:18.083	5:18.694	1:15.0	

51 — Carl Bennett — Ferrari 296 GT3
PRO — Tommaso Mosca — AF Corse

Nº	In Day Time	In Time	Out Time	Pit Time	T. Pit Time	Handicap	Diff.
1	9:10:48.963	9:10:48.963	9:16:00.210	5:11.247	5:11.247	1:15.0	

54 — Dexter Müller — Mercedes AMG GT3 EVO
PROAM — Yannick Mettler — SPS Automotive Performance

Nº	In Day Time	In Time	Out Time	Pit Time	T. Pit Time	Handicap	Diff.
1	9:13:11.132	9:13:11.132	9:16:40.111	3:28.979	3:28.979	1:15.0	

55 — Laurent De Meeus — Ferrari 296 GT3
PROAM — Vincent Abril — AF Corse

Nº	In Day Time	In Time	Out Time	Pit Time	T. Pit Time	Handicap	Diff.
1	9:11:40.512	9:11:40.512	9:15:48.795	4:08.283	4:08.283	1:15.0	

63 — Antoine Doquin — Lamborghini Huracán GT3 EVO2
PRO — Artem Petrov — Oregon Team

Nº	In Day Time	In Time	Out Time	Pit Time	T. Pit Time	Handicap	Diff.
1	9:11:03.762	9:11:03.762	9:14:31.526	3:27.764	3:27.764	1:15.0	

65 — Heiko Neumann — Mercedes AMG GT3 EVO
PROAM — Lukas Dunner — Team Motopark

Nº	In Day Time	In Time	Out Time	Pit Time	T. Pit Time	Handicap	Diff.
1	9:07:40.561	9:07:40.561	9:20:14.823	12:34.262	12:34.262	1:15.0	

77 — Alfredo Hernández — Mercedes AMG GT3 EVO
AM — BDR Grupo Prom Racing Team

Nº	In Day Time	In Time	Out Time	Pit Time	T. Pit Time	Handicap	Diff.
1	9:12:03.761	9:12:03.761	9:13:52.615	1:48.854	1:48.854	1:15.0	

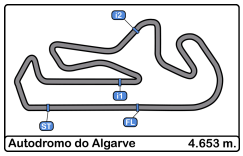

Autodromo Int. do Algarve
International GT Open
Qualifying - 2 Driver - 2
Pit Stop Analysis

79 — Johannes Zelger — Porsche 911 GT3 R (992)

PROAM — Fabio Babini — Tsunami RT

Nº	In Day Time	In Time	Out Time	Pit Time	T. Pit Time	Handicap	Diff.
1	9:12:16.454	9:12:16.454	9:15:07.912	2:51.458	2:51.458	1:15.0	

80 — Luca Ludwig — Ferrari 488 GT3 Evo

PROAM — Iván Velasco — Mertel Motorsport

Nº	In Day Time	In Time	Out Time	Pit Time	T. Pit Time	Handicap	Diff.
1	9:09:16.693	9:09:16.693	9:13:36.435	4:19.742	4:19.742	1:15.0	

82 — Marcelo Ramírez — Mercedes AMG GT3 EVO

PRO — Ralf Aron — GetSpeed

Nº	In Day Time	In Time	Out Time	Pit Time	T. Pit Time	Handicap	Diff.
1	9:01:55.901	9:01:55.901	9:04:22.403	2:26.502	2:26.502	1:15.0	
2	9:12:59.738	9:12:59.738	9:15:57.297	2:57.559	5:24.061	1:15.0	

188 — Mark Sansom — McLaren 720S GT3 EVO

AM — Miguel Ramos — Garage 59

Nº	In Day Time	In Time	Out Time	Pit Time	T. Pit Time	Handicap	Diff.
1	9:04:01.581	9:04:01.581	9:05:03.942	1:02.361	1:02.361	1:15.0	-12.6
2	9:15:36.574	9:15:36.574	9:16:35.795	59.221	2:01.582	1:15.0	-15.7

777 — Marcin Jedliński — Ferrari 296 GT3

PROAM — Karol Basz — Olimp Racing

Nº	In Day Time	In Time	Out Time	Pit Time	T. Pit Time	Handicap	Diff.
1	9:07:26.246	9:07:26.246	9:08:53.103	1:26.857	1:26.857	1:15.0	
2	9:15:54.500	9:15:54.500	9:17:50.977	1:56.477	3:23.334	1:15.0	

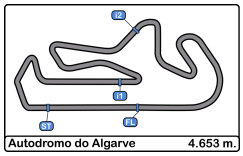

Autodromo Int. do Algarve
International GT Open
Qualifying - 2 Driver - 2
Weather Report

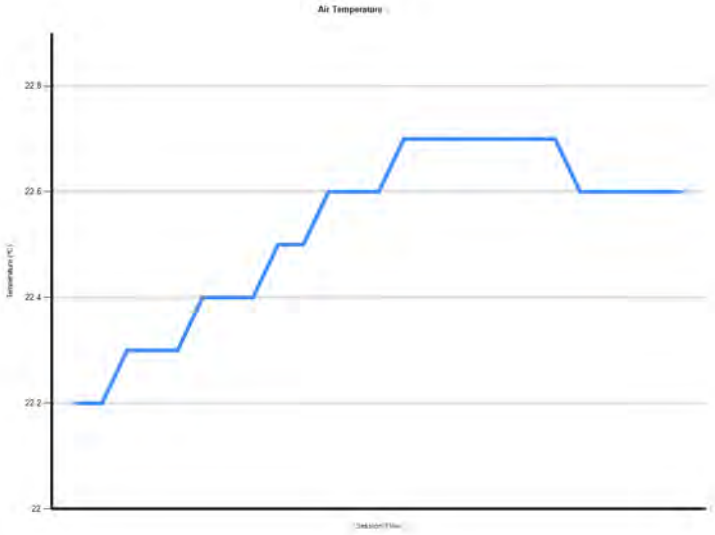

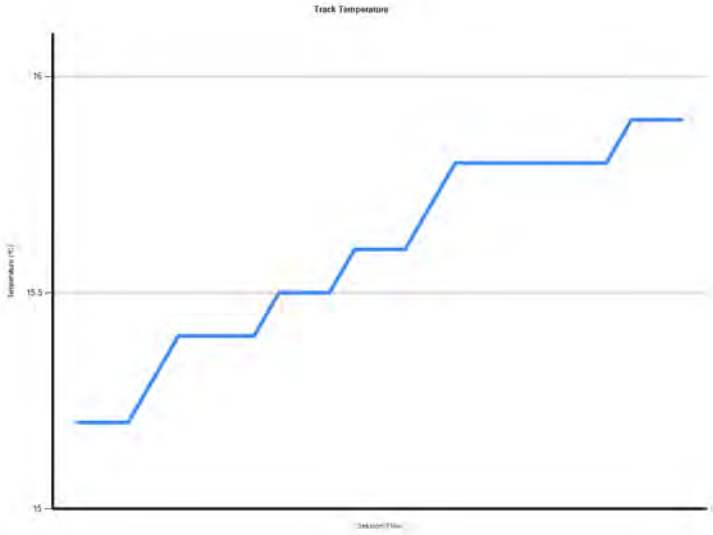

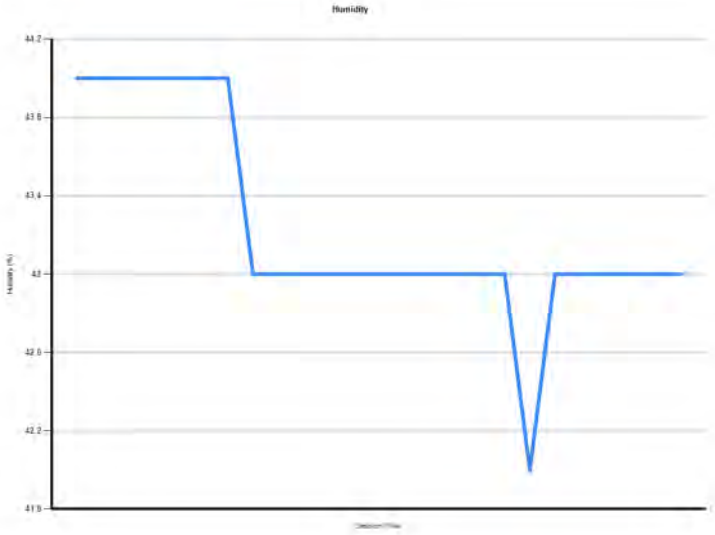

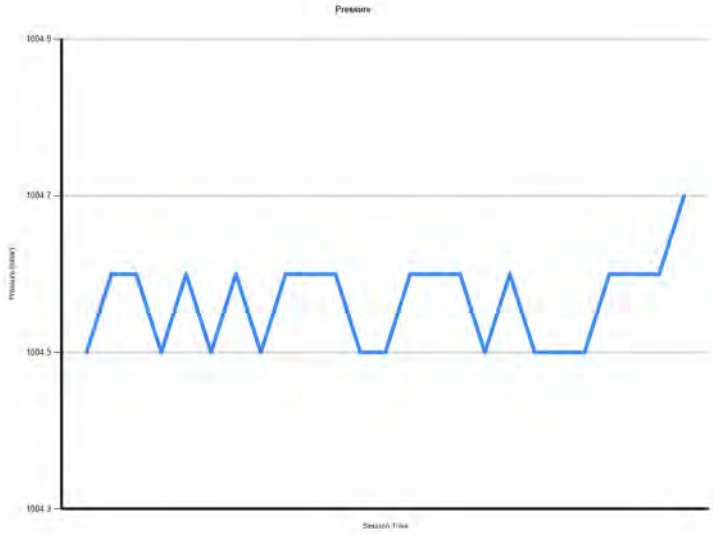

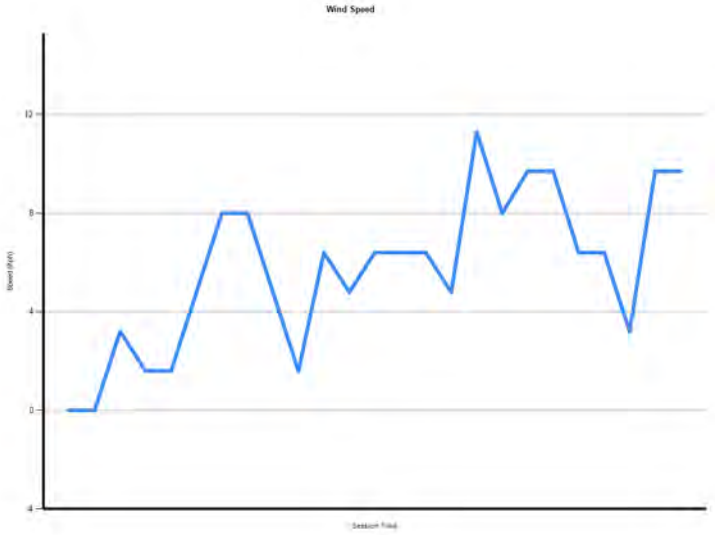

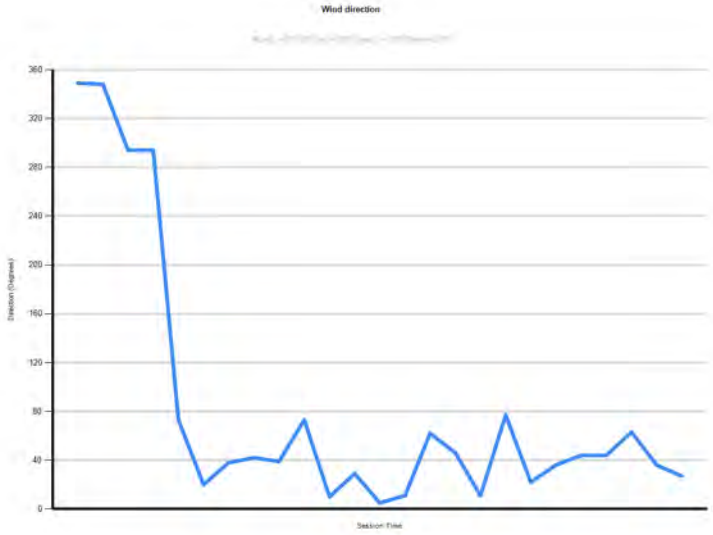

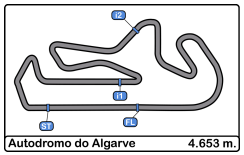

Autodromo do Algarve 4.653 m.

Autodromo Int. do Algarve
International GT Open
Qualifying - 2 Driver - 2
Final Results

Cls	Nº	Entrant/Team	Nat	Driver 1	Nat	Driver 2	Nat	Vehicle	Cat	Cls	Laps	Best	Time	Gap	Interval	Km/h
1	31	Car Collection Motorsport	DEU	Hash	USA	**Alex Fontana**	CHE	Porsche 911 GT3 R (992)	PROAM	1	13	11	1:39.966			167.5
2	20	SPS Automotive Performance	DEU	Valentin Pierburg	DEU	**Dominik Baumann**	AUT	Mercedes AMG GT3 EVO	PROAM	2	12	8	1:40.234	0.268	0.268	167.1
3	82	GetSpeed	DEU	Marcelo Ramírez	MEX	**Ralf Aron**	EST	Mercedes AMG GT3 EVO	PRO	1	13	8	1:40.362	0.396	0.128	166.9
4	1	Eastalent Racing	AUT	Simon Reicher	AUT	**Christopher Haase**	DEU	Audi R8 LMS GT3 EVO II	PRO	2	11	10	1:40.426	0.460	0.064	166.7
5	18	Dinamic GT	ITA	**Alexey Nesov**	ND	Maksim Kizilov	ND	Porsche 911 GT3 R (992)	PRO	3	10	7	1:40.476	0.510	0.050	166.7
6	65	Team Motopark	DEU	Heiko Neumann	DEU	**Lukas Dunner**	AUT	Mercedes AMG GT3 EVO	PROAM	3	8	6	1:40.479	0.513	0.003	166.7
7	11	Team Motopark	DEU	**Levente Révész**	HUN	Matteo Cairoli	ITA	Mercedes AMG GT3 EVO	PRO	4	10	9	1:40.545	0.579	0.066	166.6
8	4	Optimum Motorsport	GBR	Michael Porter	GBR	**Zac Meakin**	GBR	McLaren 720S GT3 EVO	PRO	5	12	10	1:41.002	1.036	0.457	165.8
9	55	AF Corse	ITA	Laurent De Meeus	BEL	**Vincent Abril**	FRA	Ferrari 296 GT3	PROAM	4	8	6	1:41.069	1.103	0.067	165.7
10	33	Greystone GT	GBR	Dean Macdonald	GBR	**James Kell**	GBR	McLaren 720S GT3 EVO	PRO	6	13	11	1:41.086	1.120	0.017	165.7
11	5	Olimp Racing	POL	Stanislaw Jedliński	POL	**Krystian Korzeniowski**	POL	Ferrari 296 GT3	AM	1	12	11	1:41.171	1.205	0.085	165.5
12	17	Elite Motorsport with Entire Race Engineering	GBR	Tom Lebbon	GBR	**Tom Emson**	GBR	Ferrari 296 GT3	PRO	7	12	9	1:41.180	1.214	0.009	165.5
13	9	GetSpeed	DEU	**Anthony Bartone**	USA	Fabian Schiller	DEU	Mercedes AMG GT3 EVO	PRO	8	13	10	1:41.190	1.224	0.010	165.5
14	63	Oregon Team	ITA	Antoine Doquin	FRA	**Artem Petrov**	ISR	Lamborghini Huracán GT3 EVO2	PRO	9	10	7	1:41.218	1.252	0.028	165.4
15	13	Team Motopark	DEU	**Robert Visoiu**	ROU	Niklas Krütten	DEU	Mercedes AMG GT3 EVO	PRO	10	10	8	1:41.231	1.265	0.013	165.4
16	79	Tsunami RT	SMR	Johannes Zelger	ITA	**Fabio Babini**	ITA	Porsche 911 GT3 R (992)	PROAM	5	11	9	1:41.239	1.273	0.008	165.4
17	28	BDR Grupo Prom Racing Team	BEL	**Amaury Bonduel**	FRA	Luis Michael Dörrbecker	MEX	Mercedes AMG GT3 EVO	PRO	11	11	9	1:41.243	1.277	0.004	165.4
18	51	AF Corse	ITA	**Carl Bennett**	THA	Tommaso Mosca	ITA	Ferrari 296 GT3	PRO	12	11	7	1:41.438	1.472	0.195	165.1
19	21	AF Corse	ITA	Gino Forgione	CHE	**Michele Rugolo**	ITA	Ferrari 296 GT3	AM	2	12	9	1:41.488	1.522	0.050	165.0
20	19	Oregon Team	ITA	**Robin Rogalski**	POL	Filip Ugran	ROU	Lamborghini Huracán GT3 EVO2	PRO	13	12	10	1:41.571	1.605	0.083	164.9
21	54	CBRX by SPS	DEU	**Dexter Müller**	CHE	Yannick Mettler	CHE	Mercedes AMG GT3 EVO	PROAM	6	12	9	1:42.599	2.633	1.028	163.2
22	26	Sainteloc Racing	FRA	**Michael Blanchemain**	FRA	Marcus Påverud	NOR	Audi R8 LMS GT3 EVO II	PROAM	7	14	12	1:42.967	3.001	0.368	162.6
23	80	Mertel Motorsport	DEU	Luca Ludwig	DEU	**Iván Velasco**	ESP	Ferrari 488 GT3 Evo	PROAM	8	10	8	1:43.111	3.145	0.144	162.4
24	10	Iron Lynx	ITA	Brenton Grove	AUS	**Stephen Grove**	AUS	Mercedes AMG GT3 EVO	PROAM	9	12	11	1:43.210	3.244	0.099	162.2
25	188	Garage 59	GBR	**Mark Sansom**	GBR	Miguel Ramos	PRT	McLaren 720S GT3 EVO	AM	3	14	13	1:43.486	3.520	0.276	161.8
26	777	Olimp Racing	POL	**Marcin Jedliński**	POL	Karol Basz	POL	Ferrari 296 GT3	PROAM	10	11	9	1:43.572	3.606	0.086	161.7
27	108	Vimana by GetSpeed	DEU	Ameerh Naran	ZWE			Mercedes AMG GT3 EVO	AM	4	15	10	1:44.794	4.828	1.222	159.8
28	77	BDR Grupo Prom Racing Team	BEL	Alfredo Hernández	MEX			Mercedes AMG GT3 EVO	AM	5	14	13	1:44.880	4.914	0.086	159.7
29	86	Team Thor	ISL	Audunn Gudmundsson	ISL	**Thorvaldur Gissurarson**	ISL	Porsche 911 GT3 R (992)	AM	6	8	7	1:45.620	5.654	0.740	158.5
30	6	GetSpeed	DEU	Steve Jans	LUX	**Aaron Walker**	GBR	Mercedes AMG GT3 EVO	PROAM	11	2	1	9:02:08.88	9:00:28.9	9:00:23.2	00.0

Published at:.....

Track Temp: **15.9 °C** Air Temp: **22.6 °C** Humidity: **43 %** Track Status: **DRY**

Stewards: Enric Arrazola Jose Carlos Wassmann Mário Manso

Timekeeper: Luis García

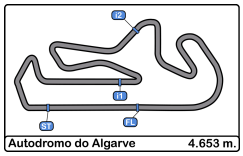

Autodromo Int. do Algarve
International GT Open
Race - 2
Starting Grid

31	75	Team ISR **Filip Salaguarda**		.16.					
29	86	Team Thor **Thorvaldur Gissurarson**	1:45.620	.15.	9:02:08.882	GetSpeed **Aaron Walker**	6	30
27	108	GetSpeed **Ameerh Naran**	1:44.794	.14.	1:44.880	BDR Grupo Prom Racing Team **Alfredo Hernández**	77	28
25	188	Garage 59 **Mark Sansom**	1:43.486	.13.	1:43.572	Olimp Racing **Marcin Jedliński**	777	26
23	80	Mertel Motorsport **Iván Velasco**	1:43.111	.12.	1:43.210	Iron Lynx **Stephen Grove**	10	24
21	54	SPS Automotive Performance **Dexter Müller**	1:42.599	.11.	1:42.967	Sainteloc Racing **Michael Blanchemain**	26	22
19	21	AF Corse **Michele Rugolo**	1:41.488	.10.	1:41.571	Oregon Team **Robin Rogalski**	19	20
17	28	BDR Grupo Prom Racing Team **Amaury Bonduel**	1:41.243	.9.	1:41.438	AF Corse **Carl Bennett**	51	18
15	13	Team Motopark **Robert Visoiu**	1:41.231	.8.	1:41.239	Tsunami RT **Fabio Babini**	79	16
13	9	GetSpeed **Anthony Bartone**	1:41.190	.7.	1:41.218	Oregon Team **Artem Petrov**	63	14
11	5	Olimp Racing **Krystian Korzeniowski**	1:41.171	.6.	1:41.180	Elite Motorsport **Tom Emson**	17	12
9	55	AF Corse **Vincent Abril**	1:41.069	.5.	1:41.086	Greystone GT **James Kell**	33	10
7	11	Team Motopark **Levente Révész**	1:40.545	.4.	1:41.002	Optimum Motorsport **Zac Meakin**	4	8
5	18	Dinamic GT **Alexey Nesov**	1:40.476	.3.	1:40.479	Team Motopark **Lukas Dunner**	65	6
3	82	GetSpeed **Ralf Aron**	1:40.362	.2.	1:40.426	Eastalent Racing **Christopher Haase**	1	4
1	31	Car Collection Motorsport **Alex Fontana**	1:39.966	.1.	1:40.234	SPS Automotive Performance **Dominik Baumann**	20	2

Pole

Published at:.....

Stewards:

Enric Arrazola Jose Carlos Wassmann Mário Manso

Timekeeper:

Luis García

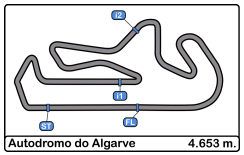

Autodromo Int. do Algarve
International GT Open
Race - 2
Provisional Results

Cls	Nº	Entrant/Team	Nat	Driver 1	Nat	Driver 2	Nat	Vehicle	Cat	Cl	Laps	Total Time	Gap	Interval	Km/h	Best	Time	Km/h
1	11	Team Motopark	DEU	**Levente Révész**	HUN	Matteo Cairoli	ITA	Mercedes AMG GT3 EVO	PRO	1	34	**59:59.719**			158.2	31	1:42.157	163.9
2	4	Optimum Motorsport	GBR	Michael Porter	GBR	**Zac Meakin**	GBR	McLaren 720S GT3 EVO	PRO	2	34	**1:00:02.421**	2.702	2.702	158.0	32	1:42.553	163.3
3	17	Elite Motorsport with Entire Race Engineering	GBR	Tom Lebbon	GBR	**Tom Emson**	GBR	Ferrari 296 GT3	PRO	3	34	**1:00:05.179**	5.460	2.758	157.9	19	1:42.827	162.9
4	51	AF Corse	ITA	**Carl Bennett**	THA	Tommaso Mosca	ITA	Ferrari 296 GT3	PRO	4	34	**1:00:07.144**	7.425	1.965	157.8	18	1:42.101	164.0
5	1	Eastalent Racing	AUT	Simon Reicher	AUT	**Christopher Haase**	DEU	Audi R8 LMS GT3 EVO II	PRO	5	34	**1:00:11.781**	12.062	4.637	157.6	5	1:42.738	163.0
6	33 *	Greystone GT	GBR	Dean Macdonald	GBR	**James Kell**	GBR	McLaren 720S GT3 EVO	PRO	6	34	**1:00:12.933**	13.214	1.152	157.6	18	1:42.166	163.9
7	9	GetSpeed	DEU	**Anthony Bartone**	USA	Fabian Schiller	DEU	Mercedes AMG GT3 EVO	PRO	7	34	**1:00:27.663**	27.944	14.730	156.9	17	1:41.806	164.5
8	31	Car Collection Motorsport	DEU	Hash	USA	**Alex Fontana**	CHE	Porsche 911 GT3 R (992)	PROAM	1	34	**1:00:30.227**	30.508	2.564	156.8	6	1:42.253	163.8
9	82	GetSpeed	DEU	Marcelo Ramírez	MEX	**Ralf Aron**	EST	Mercedes AMG GT3 EVO	PRO	8	34	**1:00:31.322**	31.603	1.095	156.8	7	1:42.959	162.6
10	28	BDR Grupo Prom Racing Team	BEL	**Amaury Bonduel**	FRA	Luis Michael Dörrbecker	MEX	Mercedes AMG GT3 EVO	PRO	9	34	**1:00:31.973**	32.254	0.651	156.8	7	1:43.403	161.9
11	18	Dinamic GT	ITA	**Alexey Nesov**	ND	Maksim Kizilov	ND	Porsche 911 GT3 R (992)	PRO	10	34	**1:00:32.377**	32.658	0.404	156.7	7	1:42.685	163.1
12	20	SPS Automotive Performance	DEU	Valentin Pierburg	DEU	**Dominik Baumann**	AUT	Mercedes AMG GT3 EVO	PROAM	2	34	**1:00:32.503**	32.784	0.126	156.7	6	1:42.749	163.0
13	13	Team Motopark	DEU	**Robert Visoiu**	ROU	Niklas Krütten	DEU	Mercedes AMG GT3 EVO	PRO	11	34	**1:00:33.064**	33.345	0.561	156.7	18	1:42.570	163.3
14	54	CBRX by SPS	DEU	**Dexter Müller**	CHE	Yannick Mettler	CHE	Mercedes AMG GT3 EVO	PROAM	3	34	**1:00:33.550**	33.831	0.486	156.7	16	1:42.110	164.0
15	65	Team Motopark	DEU	Heiko Neumann	DEU	**Lukas Dunner**	AUT	Mercedes AMG GT3 EVO	PROAM	4	34	**1:00:36.346**	36.627	2.796	156.6	17	1:43.143	162.4
16	63 *	Oregon Team	ITA	Antoine Doquin	FRA	**Artem Petrov**	ISR	Lamborghini Huracán GT3 EVO2	PRO	12	34	**1:00:38.417**	38.698	2.071	156.5	22	1:43.393	162.0
17	6 *	GetSpeed	DEU	Steve Jans	LUX	**Aaron Walker**	GBR	Mercedes AMG GT3 EVO	PROAM	5	34	**1:00:42.739**	43.020	4.322	156.3	19	1:42.843	162.8
18	75	Team ISR	CZE	**Filip Salaquarda**	CZE	Libor Milota	CZE	Audi R8 LMS GT3 EVO II	PROAM	6	34	**1:00:50.126**	50.407	7.387	156.0	10	1:43.263	162.2
19	26	Sainteloc Racing	FRA	**Michael Blanchemain**	FRA	Marcus Påverud	NOR	Audi R8 LMS GT3 EVO II	PROAM	7	34	**1:00:50.226**	50.507	0.100	156.0	24	1:42.661	163.1
20	10	Iron Lynx	ITA	Brenton Grove	AUS	**Stephen Grove**	AUS	Mercedes AMG GT3 EVO	PROAM	8	34	**1:00:54.193**	54.474	3.967	155.8	25	1:42.908	162.7
21	55	AF Corse	ITA	Laurent De Meeus	BEL	**Vincent Abril**	FRA	Ferrari 296 GT3	PROAM	9	34	**1:00:58.380**	58.661	4.187	155.6	6	1:43.536	161.7
22	79	Tsunami RT	SMR	Johannes Zelger	ITA	**Fabio Babini**	ITA	Porsche 911 GT3 R (992)	PROAM	10	34	**1:00:58.901**	59.182	0.521	155.6	7	1:43.393	162.0
23	19	Oregon Team	ITA	**Robin Rogalski**	POL	Filip Ugran	ROU	Lamborghini Huracán GT3 EVO2	PRO	13	34	**1:00:59.370**	59.651	0.469	155.6	21	1:44.042	161.0
24	777 *	Olimp Racing	POL	**Marcin Jedliński**	POL	Karol Basz	POL	Ferrari 296 GT3	PROAM	11	34	**1:01:00.602**	1:00.883	1.232	155.5	19	1:42.625	163.2
25	188 *	Garage 59	GBR	**Mark Sansom**	GBR	Miguel Ramos	PRT	McLaren 720S GT3 EVO	AM	1	34	**1:01:16.747**	1:17.028	16.145	154.8	26	1:43.473	161.8
26	80 *	Mertel Motorsport	DEU	Luca Ludwig	DEU	**Iván Velasco**	ESP	Ferrari 488 GT3 Evo	PROAM	12	34	**1:01:19.898**	1:20.179	3.151	154.7	25	1:43.557	161.7
27	86	Team Thor	ISL	Audunn Gudmundsson	ISL	**Thorvaldur Gissurarson**	ISL	Porsche 911 GT3 R (992)	AM	2	34	**1:01:35.381**	1:35.662	15.483	154.1	21	1:43.806	161.3
28	21	AF Corse	ITA	Gino Forgione	CHE	**Michele Rugolo**	ITA	Ferrari 296 GT3	AM	3	34	**1:01:35.861**	1:36.142	0.480	154.0	18	1:43.254	162.2
29	108	Vimana by GetSpeed	DEU	Ameerh Naran	ZWE			Mercedes AMG GT3 EVO	AM	4	34	**1:01:36.025**	1:36.306	0.164	154.0	29	1:44.726	159.9
30	5	Olimp Racing	POL	Stanislaw Jedliński	POL	**Krystian Korzeniowski**	POL	Ferrari 296 GT3	AM	5	33	**1:01:15.483**	1 Lap	1 Lap	150.3	8	1:43.448	161.9
31	77	BDR Grupo Prom Racing Team	BEL	Alfredo Hernández	MEX			Mercedes AMG GT3 EVO	AM	6	33	**1:01:35.266**	1 Lap	19.783	149.5	10	1:45.947	158.1

Fastest lap Bartone - Schiller in 1:41.806 at 164.5 Km/h in lap 17

PRO	9	GetSpeed	DEU	Anthony Bartone	USA		Fabian Schiller	DEU		Mercedes AMG GT3 EVO	17	1:41.806	164.5
PROAM	54	CBRX by SPS	DEU	Dexter Müller	CHE		Yannick Mettler	CHE		Mercedes AMG GT3 EVO	16	1:42.110	164.0

Published at:.....

Track Temp: **37.7 °C** Air Temp: **25.8 °C** Humidity: **42 %** Track Status: **DRY**

Race Director: Alessandro Ferrari

Timekeeper: Luis García

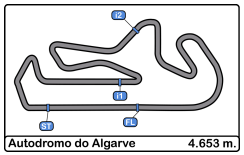

Autodromo Int. do Algarve

International GT Open

Race - 2

Provisional Results

AM	21	AF Corse	ITA	Gino Forgione	CHE		Michele Rugolo	ITA		Ferrari 296 GT3	18	1:43.254	162.2

*** PENALTIES**

STEWARDS DECISION CAR #6 - 5 SECONDS TIME PENALTY ADDED TO RACE TIME - TRACK LIMITS
STEWARDS DECISION CAR #6 -2ND 5 SECONDS TIME PENALTY ADDED TO RACE TIME - TRACK LIMITS
STEWARDS DECISION CAR #63 -5 SECONDS TIME PENALTY ADDED TO RACE TIME - TRACK LIMITS
STEWARDS DECISION CAR #80 - 5 SECONDS TIME PENALTY ADDED TO RACE TIME - TRACK LIMITS
STEWARDS DECISION CAR #188 - 5 SECONDS TIME PENALTY ADDED TO RACE TIME - LESS TIME HANDICAP
STEWARDS DECISION CAR #33 - 5 SECONDS TIME PENALTY ADDED TO RACE TIME - LESS TIME HANDICAP
STEWARDS DECISION CAR #80 - 2ND 5 SECONDS TIME PENALTY ADDED TO RACE TIME - TRACK LIMITS
STEWARDS DECISION CAR #777- 5 SECONDS TIME PENALTY ADDED TO RACE TIME - TRACK LIMITS
STEWARDS DECISION CAR #80- 3RD 5 SECONDS TIME PENALTY ADDED TO RACE TIME - TRACK LIMITS
REPRIMAND DRIVER CAR 5 - DRIVING STANDARDS
STEWARDS DECISION CAR #80 - 5 SECONDS TIME PENALTY ADDED TO RACE TIME - TRACK LIMITS
CAR 82 MUST RESPECT DRIVING STANDARDS
STEWARDS DECISION CAR #80 - 4TH 5 SECONDS TIME PENALTY ADDED TO TIME - TRACK LIMITS
STEWARDS DECISION CAR #777 - 2ND 5 SECONDS TIME PENALTY ADDED TO RACE TIME - TRACK LIMITS

Published at:.....

Track Temp: **37.7 °C** Air Temp: **25.8 °C** Humidity: **42 %** Track Status: **DRY**

Race Director: Alessandro Ferrari

Timekeeper: Luis García

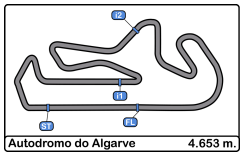

Autodromo Int. do Algarve
International GT Open
Race - 2
Provisional Results by Category

PRO

Cls	Nº	Entrant/Team	Nat	Driver 1	Nat	Driver 2	Nat	Vehicle	Cat	Cl	Laps	Total Time	Gap	Interval	Km/h	Best	Time	Km/h
1	11	Team Motopark	DEU	**Levente Révész**	HUN	Matteo Cairoli	ITA	Mercedes AMG GT3 EVO	PRO	1	34	**59:59.719**			158.2	31	1:42.157	163.9
2	4	Optimum Motorsport	GBR	Michael Porter	GBR	**Zac Meakin**	GBR	McLaren 720S GT3 EVO	PRO	2	34	**1:00:02.421**	2.702	2.702	158.0	32	1:42.553	163.3
3	17	Elite Motorsport with Entire Race Engineering	GBR	Tom Lebbon	GBR	**Tom Emson**	GBR	Ferrari 296 GT3	PRO	3	34	**1:00:05.179**	5.460	2.758	157.9	19	1:42.827	162.9
4	51	AF Corse	ITA	**Carl Bennett**	THA	Tommaso Mosca	ITA	Ferrari 296 GT3	PRO	4	34	**1:00:07.144**	7.425	1.965	157.8	18	1:42.101	164.0
5	1	Eastalent Racing	AUT	Simon Reicher	AUT	**Christopher Haase**	DEU	Audi R8 LMS GT3 EVO II	PRO	5	34	**1:00:11.781**	12.062	4.637	157.6	5	1:42.738	163.0
6	33 *	Greystone GT	GBR	Dean Macdonald	GBR	**James Kell**	GBR	McLaren 720S GT3 EVO	PRO	6	34	**1:00:12.933**	13.214	1.152	157.6	18	1:42.166	163.9
7	9	GetSpeed	DEU	**Anthony Bartone**	USA	Fabian Schiller	DEU	Mercedes AMG GT3 EVO	PRO	7	34	**1:00:27.663**	27.944	14.730	156.9	17	1:41.806	164.5
8	82	GetSpeed	DEU	Marcelo Ramírez	MEX	**Ralf Aron**	EST	Mercedes AMG GT3 EVO	PRO	8	34	**1:00:31.322**	31.603	3.659	156.8	7	1:42.959	162.6
9	28	BDR Grupo Prom Racing Team	BEL	**Amaury Bonduel**	FRA	Luis Michael Dörrbecker	MEX	Mercedes AMG GT3 EVO	PRO	9	34	**1:00:31.973**	32.254	0.651	156.8	7	1:43.403	161.9
10	18	Dinamic GT	ITA	**Alexey Nesov**	ND	Maksim Kizilov	ND	Porsche 911 GT3 R (992)	PRO	10	34	**1:00:32.377**	32.658	0.404	156.7	7	1:42.685	163.1
11	13	Team Motopark	DEU	**Robert Visoiu**	ROU	Niklas Krütten	DEU	Mercedes AMG GT3 EVO	PRO	11	34	**1:00:33.064**	33.345	0.687	156.7	18	1:42.570	163.3
12	63 *	Oregon Team	ITA	Antoine Doquin	FRA	**Artem Petrov**	ISR	Lamborghini Huracán GT3 EVO2	PRO	12	34	**1:00:38.417**	38.698	5.353	156.5	22	1:43.393	162.0
13	19	Oregon Team	ITA	**Robin Rogalski**	POL	Filip Ugran	ROU	Lamborghini Huracán GT3 EVO2	PRO	13	34	**1:00:59.370**	59.651	20.953	155.6	21	1:44.042	161.0

PROAM

Cls	Nº	Entrant/Team	Nat	Driver 1	Nat	Driver 2	Nat	Vehicle	Cat	Cl	Laps	Total Time	Gap	Interval	Km/h	Best	Time	Km/h
1	31	Car Collection Motorsport	DEU	Hash	USA	**Alex Fontana**	CHE	Porsche 911 GT3 R (992)	PROAM	1	34	**1:00:30.227**			156.8	6	1:42.253	163.8
2	20	SPS Automotive Performance	DEU	Valentin Pierburg	DEU	**Dominik Baumann**	AUT	Mercedes AMG GT3 EVO	PROAM	2	34	**1:00:32.503**	2.276	2.276	156.7	6	1:42.749	163.0
3	54	CBRX by SPS	DEU	**Dexter Müller**	CHE	Yannick Mettler	CHE	Mercedes AMG GT3 EVO	PROAM	3	34	**1:00:33.550**	3.323	1.047	156.7	16	1:42.110	164.0
4	65	Team Motopark	DEU	Heiko Neumann	DEU	**Lukas Dunner**	AUT	Mercedes AMG GT3 EVO	PROAM	4	34	**1:00:36.346**	6.119	2.796	156.6	17	1:43.143	162.4
5	6 *	GetSpeed	DEU	Steve Jans	LUX	**Aaron Walker**	GBR	Mercedes AMG GT3 EVO	PROAM	5	34	**1:00:42.739**	12.512	6.393	156.3	19	1:42.843	162.8
6	75	Team ISR	CZE	**Filip Salaquarda**	CZE	Libor Milota	CZE	Audi R8 LMS GT3 EVO II	PROAM	6	34	**1:00:50.126**	19.899	7.387	156.0	10	1:43.263	162.2
7	26	Sainteloc Racing	FRA	**Michael Blanchemain**	FRA	Marcus Påverud	NOR	Audi R8 LMS GT3 EVO II	PROAM	7	34	**1:00:50.226**	19.999	0.100	156.0	24	1:42.661	163.1
8	10	Iron Lynx	ITA	Brenton Grove	AUS	**Stephen Grove**	AUS	Mercedes AMG GT3 EVO	PROAM	8	34	**1:00:54.193**	23.966	3.967	155.8	25	1:42.908	162.7
9	55	AF Corse	ITA	Laurent De Meeus	BEL	**Vincent Abril**	FRA	Ferrari 296 GT3	PROAM	9	34	**1:00:58.380**	28.153	4.187	155.6	6	1:43.536	161.7
10	79	Tsunami RT	SMR	Johannes Zelger	ITA	**Fabio Babini**	ITA	Porsche 911 GT3 R (992)	PROAM	10	34	**1:00:58.901**	28.674	0.521	155.6	7	1:43.393	162.0
11	777 *	Olimp Racing	POL	**Marcin Jedliński**	POL	Karol Basz	POL	Ferrari 296 GT3	PROAM	11	34	**1:01:00.602**	30.375	1.701	155.5	19	1:42.625	163.2
12	80 *	Mertel Motorsport	DEU	Luca Ludwig	DEU	**Iván Velasco**	ESP	Ferrari 488 GT3 Evo	PROAM	12	34	**1:01:19.898**	49.671	19.296	154.7	25	1:43.557	161.7

AM

Cls	Nº	Entrant/Team	Nat	Driver 1	Nat	Driver 2	Nat	Vehicle	Cat	Cl	Laps	Total Time	Gap	Interval	Km/h	Best	Time	Km/h
1	188 *	Garage 59	GBR	**Mark Sansom**	GBR	Miguel Ramos	PRT	McLaren 720S GT3 EVO	AM	1	34	**1:01:16.747**			154.8	26	1:43.473	161.8
2	86	Team Thor	ISL	Audunn Gudmundsson	ISL	**Thorvaldur Gissurarson**	ISL	Porsche 911 GT3 R (992)	AM	2	34	**1:01:35.381**	18.634	18.634	154.1	21	1:43.806	161.3

Published at:.....

Track Temp: **37.7 °C** Air Temp: **25.8 °C** Humidity: **42 %** Track Status: **DRY**

Race Director: Alessandro Ferrari

Timekeeper: Luis García

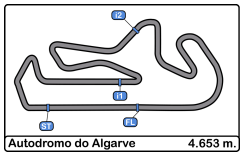

Autodromo Int. do Algarve

International GT Open

Race - 2

Provisional Results by Category

AM

Cls	Nº	Entrant/Team	Nat	Driver 1	Nat	Driver 2	Nat	Vehicle	Cat	Cl	Laps	Total Time	Gap	Interval	Km/h	Best	Time	Km/h
3	**21**	AF Corse	ITA	Gino Forgione	CHE	**Michele Rugolo**	ITA	Ferrari 296 GT3	AM	3	34	**1:01:35.861**	19.114	0.480	154.0	18	1:43.254	162.2
4	**108**	Vimana by GetSpeed	DEU	Ameerh Naran	ZWE			Mercedes AMG GT3 EVO	AM	4	34	**1:01:36.025**	19.278	0.164	154.0	29	1:44.726	159.9
5	**5**	Olimp Racing	POL	Stanislaw Jedliński	POL	**Krystian Korzeniowski**	POL	Ferrari 296 GT3	AM	5	33	**1:01:15.483**	1 Lap	1 Lap	150.3	8	1:43.448	161.9
6	**77**	BDR Grupo Prom Racing Team	BEL	Alfredo Hernández	MEX			Mercedes AMG GT3 EVO	AM	6	33	**1:01:35.266**	1 Lap	19.783	149.5	10	1:45.947	158.1

Fastest lap Bartone - Schiller in 1:41.806 at 164.5 Km/h in lap 17

*** PENALTIES**

STEWARDS DECISION CAR #6 - 5 SECONDS TIME PENALTY ADDED TO RACE TIME - TRACK LIMITS
STEWARDS DECISION CAR #6 -2ND 5 SECONDS TIME PENALTY ADDED TO RACE TIME - TRACK LIMITS
STEWARDS DECISION CAR #63 -5 SECONDS TIME PENALTY ADDED TO RACE TIME - TRACK LIMITS
STEWARDS DECISION CAR #80 - 5 SECONDS TIME PENALTY ADDED TO RACE TIME - TRACK LIMITS
STEWARDS DECISION CAR #188 - 5 SECONDS TIME PENALTY ADDED TO RACE TIME - LESS TIME HANDICAP
STEWARDS DECISION CAR #33 - 5 SECONDS TIME PENALTY ADDED TO RACE TIME - LESS TIME HANDICAP
STEWARDS DECISION CAR #80 - 2ND 5 SECONDS TIME PENALTY ADDED TO RACE TIME - TRACK LIMITS
STEWARDS DECISION CAR #777- 5 SECONDS TIME PENALTY ADDED TO RACE TIME - TRACK LIMITS
STEWARDS DECISION CAR #80- 3RD 5 SECONDS TIME PENALTY ADDED TO RACE TIME - TRACK LIMITS
REPRIMAND DRIVER CAR 5 - DRIVING STANDARDS
STEWARDS DECISION CAR #80 - 5 SECONDS TIME PENALTY ADDED TO RACE TIME - TRACK LIMITS
CAR 82 MUST RESPECT DRIVING STANDARDS
STEWARDS DECISION CAR #80 - 4TH 5 SECONDS TIME PENALTY ADDED TO TIME - TRACK LIMITS
STEWARDS DECISION CAR #777 - 2ND 5 SECONDS TIME PENALTY ADDED TO RACE TIME - TRACK LIMITS

Published at:.....

Track Temp: **37.7 °C** Air Temp: **25.8 °C** Humidity: **42 %** Track Status: **DRY**

Race Director: Alessandro Ferrari

Timekeeper: Luis García

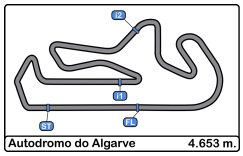

Autodromo Int. do Algarve
International GT Open
Race - 2
Provisional Classification by Driver Fastest Lap

Cl	Nº	Entrant/Team	Nat	Vehicle	Driver	Nat	Cat	Cl	Laps	Best	Time	Gap	Interval	Km/h
1	9	GetSpeed	DEU	Mercedes AMG GT3 EVO	Anthony Bartone	DEU	PRO	1	20	3	1:41.806			164.5
2	51	AF Corse	ITA	Ferrari 296 GT3	Carl Bennett	ITA	PRO	2	20	4	1:42.101	0.295	0.295	164.0
3	54	CBRX by SPS	DEU	Mercedes AMG GT3 EVO	Dexter Müller	CHE	PROAM	1	20	2	1:42.110	0.304	0.009	164.0
4	11	Team Motopark	DEU	Mercedes AMG GT3 EVO	Levente Révész	ITA	PRO	3	20	17	1:42.157	0.351	0.047	163.9
5	33	Greystone GT	GBR	McLaren 720S GT3 EVO	James Kell	GBR	PRO	4	20	4	1:42.166	0.360	0.009	163.9
6	31	Car Collection Motorsport	DEU	Porsche 911 GT3 R (992)	Alex Fontana	CHE	PROAM	2	20	6	1:42.253	0.447	0.087	163.8
7	4	Optimum Motorsport	GBR	McLaren 720S GT3 EVO	Zac Meakin	GBR	PRO	5	19	17	1:42.553	0.747	0.300	163.3
8	13	Team Motopark	DEU	Mercedes AMG GT3 EVO	Robert Visoiu	DEU	PRO	6	20	4	1:42.570	0.764	0.017	163.3
9	777	Olimp Racing	POL	Ferrari 296 GT3	Marcin Jedliński	POL	PROAM	3	20	5	1:42.625	0.819	0.055	163.2
10	26	Sainteloc Racing	FRA	Audi R8 LMS GT3 EVO II	Michael Blanchemain	NOR	PROAM	4	20	10	1:42.661	0.855	0.036	163.1
11	18	Dinamic GT	ITA	Porsche 911 GT3 R (992)	Alexey Nesov	ND	PRO	7	19	7	1:42.685	0.879	0.024	163.1
12	1	Eastalent Racing	AUT	Audi R8 LMS GT3 EVO II	Christopher Haase	DEU	PRO	8	15	5	1:42.738	0.932	0.053	163.0
13	20	SPS Automotive Performance	DEU	Mercedes AMG GT3 EVO	Dominik Baumann	AUT	PROAM	5	20	6	1:42.749	0.943	0.011	163.0
14	17	Elite Motorsport with Entire Race Engineering	GBR	Ferrari 296 GT3	Tom Emson	GBR	PRO	9	20	5	1:42.827	1.021	0.078	162.9
15	6	GetSpeed	DEU	Mercedes AMG GT3 EVO	Aaron Walker	LUX	PROAM	6	17	2	1:42.843	1.037	0.016	162.8
16	10	Iron Lynx	ITA	Mercedes AMG GT3 EVO	Stephen Grove	AUS	PROAM	7	20	11	1:42.908	1.102	0.065	162.7
17	82	GetSpeed	DEU	Mercedes AMG GT3 EVO	Ralf Aron	EST	PRO	10	20	7	1:42.959	1.153	0.051	162.6
18	6	GetSpeed	DEU	Mercedes AMG GT3 EVO	Aaron Walker	GBR	PROAM	8	17	6	1:42.975	1.169	0.016	162.6
19	65	Team Motopark	DEU	Mercedes AMG GT3 EVO	Lukas Dunner	AUT	PROAM	9	20	17	1:43.143	1.337	0.168	162.4
20	11	Team Motopark	DEU	Mercedes AMG GT3 EVO	Levente Révész	HUN	PRO	11	14	11	1:43.226	1.420	0.083	162.2
21	21	AF Corse	ITA	Ferrari 296 GT3	Michele Rugolo	ITA	AM	1	20	18	1:43.254	1.448	0.028	162.2
22	75	Team ISR	CZE	Audi R8 LMS GT3 EVO II	Filip Salaquarda	CZE	PROAM	10	17	10	1:43.263	1.457	0.009	162.2
23	1	Eastalent Racing	AUT	Audi R8 LMS GT3 EVO II	Christopher Haase	AUT	PRO	12	19	18	1:43.290	1.484	0.027	162.1
24	33	Greystone GT	GBR	McLaren 720S GT3 EVO	James Kell	GBR	PRO	13	14	11	1:43.314	1.508	0.024	162.1
25	4	Optimum Motorsport	GBR	McLaren 720S GT3 EVO	Zac Meakin	GBR	PRO	14	15	11	1:43.329	1.523	0.015	162.1
26	17	Elite Motorsport with Entire Race Engineering	GBR	Ferrari 296 GT3	Tom Emson	GBR	PRO	15	14	7	1:43.358	1.552	0.029	162.0
27	13	Team Motopark	DEU	Mercedes AMG GT3 EVO	Robert Visoiu	ROU	PRO	16	14	8	1:43.371	1.565	0.013	162.0
28	79	Tsunami RT	SMR	Porsche 911 GT3 R (992)	Fabio Babini	ITA	PROAM	11	18	7	1:43.393	1.587	0.022	162.0
29	63	Oregon Team	ITA	Lamborghini Huracán GT3 EVO2	Artem Petrov	FRA	PRO	17	15	3	1:43.393	1.587	0.000	162.0
30	28	BDR Grupo Prom Racing Team	BEL	Mercedes AMG GT3 EVO	Amaury Bonduel	FRA	PRO	18	19	7	1:43.403	1.597	0.010	161.9
31	51	AF Corse	ITA	Ferrari 296 GT3	Carl Bennett	THA	PRO	19	14	9	1:43.404	1.598	0.001	161.9
32	5	Olimp Racing	POL	Ferrari 296 GT3	Krystian Korzeniowski	POL	AM	2	20	8	1:43.448	1.642	0.044	161.9
33	188	Garage 59	GBR	McLaren 720S GT3 EVO	Mark Sansom	PRT	AM	3	20	12	1:43.473	1.667	0.025	161.8
34	55	AF Corse	ITA	Ferrari 296 GT3	Vincent Abril	FRA	PROAM	12	20	6	1:43.536	1.730	0.063	161.7
35	80	Mertel Motorsport	DEU	Ferrari 488 GT3 Evo	Iván Velasco	DEU	PROAM	13	20	11	1:43.557	1.751	0.021	161.7
36	20	SPS Automotive Performance	DEU	Mercedes AMG GT3 EVO	Dominik Baumann	DEU	PROAM	14	14	3	1:43.607	1.801	0.050	161.6
37	63	Oregon Team	ITA	Lamborghini Huracán GT3 EVO2	Artem Petrov	ISR	PRO	20	19	6	1:43.662	1.856	0.055	161.5
38	86	Team Thor	ISL	Porsche 911 GT3 R (992)	Thorvaldur Gissurarson	ISL	AM	4	20	7	1:43.806	2.000	0.144	161.3
39	75	Team ISR	CZE	Audi R8 LMS GT3 EVO II	Filip Salaquarda	CZE	PROAM	15	17	3	1:43.991	2.185	0.185	161.0
40	19	Oregon Team	ITA	Lamborghini Huracán GT3 EVO2	Robin Rogalski	ROU	PRO	21	17	4	1:44.042	2.236	0.051	161.0
41	28	BDR Grupo Prom Racing Team	BEL	Mercedes AMG GT3 EVO	Amaury Bonduel	MEX	PRO	22	15	14	1:44.048	2.242	0.006	160.9
42	65	Team Motopark	DEU	Mercedes AMG GT3 EVO	Lukas Dunner	DEU	PROAM	16	14	3	1:44.182	2.376	0.134	160.7
43	82	GetSpeed	DEU	Mercedes AMG GT3 EVO	Ralf Aron	MEX	PRO	23	14	5	1:44.266	2.460	0.084	160.6
44	19	Oregon Team	ITA	Lamborghini Huracán GT3 EVO2	Robin Rogalski	POL	PRO	24	17	7	1:44.326	2.520	0.060	160.5
45	18	Dinamic GT	ITA	Porsche 911 GT3 R (992)	Alexey Nesov	ND	PRO	25	15	6	1:44.383	2.577	0.057	160.4
46	54	CBRX by SPS	DEU	Mercedes AMG GT3 EVO	Dexter Müller	CHE	PROAM	17	14	13	1:44.467	2.661	0.084	160.3
47	9	GetSpeed	DEU	Mercedes AMG GT3 EVO	Anthony Bartone	USA	PRO	26	14	13	1:44.572	2.766	0.105	160.1
48	108	Vimana by GetSpeed	DEU	Mercedes AMG GT3 EVO	Ameerh Naran	ZWE	AM	5	34	29	1:44.726	2.920	0.154	159.9
49	26	Sainteloc Racing	FRA	Audi R8 LMS GT3 EVO II	Michael Blanchemain	FRA	PROAM	18	14	9	1:44.772	2.966	0.046	159.8
50	79	Tsunami RT	SMR	Porsche 911 GT3 R (992)	Fabio Babini	ITA	PROAM	19	16	11	1:44.790	2.984	0.018	159.8
51	55	AF Corse	ITA	Ferrari 296 GT3	Vincent Abril	BEL	PROAM	20	14	8	1:44.969	3.163	0.179	159.5
52	10	Iron Lynx	ITA	Mercedes AMG GT3 EVO	Stephen Grove	AUS	PROAM	21	14	11	1:45.197	3.391	0.228	159.2
53	80	Mertel Motorsport	DEU	Ferrari 488 GT3 Evo	Iván Velasco	ESP	PROAM	22	14	12	1:45.394	3.588	0.197	158.9
54	777	Olimp Racing	POL	Ferrari 296 GT3	Marcin Jedliński	POL	PROAM	23	14	8	1:45.486	3.680	0.092	158.7
55	188	Garage 59	GBR	McLaren 720S GT3 EVO	Mark Sansom	GBR	AM	6	14	11	1:45.547	3.741	0.061	158.7
56	21	AF Corse	ITA	Ferrari 296 GT3	Michele Rugolo	CHE	AM	7	14	14	1:45.825	4.019	0.278	158.2
57	77	BDR Grupo Prom Racing Team	BEL	Mercedes AMG GT3 EVO	Alfredo Hernández	MEX	AM	8	33	10	1:45.947	4.141	0.122	158.1
58	31	Car Collection Motorsport	DEU	Porsche 911 GT3 R (992)	Alex Fontana	USA	PROAM	24	14	3	1:46.035	4.229	0.088	157.9
59	86	Team Thor	ISL	Porsche 911 GT3 R (992)	Thorvaldur Gissurarson	ISL	AM	9	14	13	1:46.156	4.350	0.121	157.7
60	5	Olimp Racing	POL	Ferrari 296 GT3	Krystian Korzeniowski	POL	AM	10	13	7	1:52.488	10.682	6.332	148.9

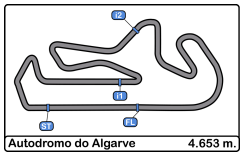

Autodromo do Algarve 4.653 m.

Autodromo Int. do Algarve
International GT Open
Race - 2
Distance and Speed Average

Cls	Nº	Entrant/Team	Nat	Driver 1	Nat	Driver 2	Nat	Vehicle	Cat	Cls	Laps	Distance	Total Time	Km/h
1	11	Team Motopark	DEU	**Levente Révész**	HUN	Matteo Cairoli	ITA	Mercedes AMG GT3 EVO	PRO	1	34	**158.20**	**59:59.719**	158.2
2	4	Optimum Motorsport	GBR	Michael Porter	GBR	**Zac Meakin**	GBR	McLaren 720S GT3 EVO	PRO	2	34	**158.20**	**1:00:02.421**	158.0
3	17	Elite Motorsport with Entire Race Engineering	GBR	Tom Lebbon	GBR	**Tom Emson**	GBR	Ferrari 296 GT3	PRO	3	34	**158.20**	**1:00:05.179**	157.9
4	51	AF Corse	ITA	**Carl Bennett**	THA	Tommaso Mosca	ITA	Ferrari 296 GT3	PRO	4	34	**158.20**	**1:00:07.144**	157.8
5	1	Eastalent Racing	AUT	Simon Reicher	AUT	**Christopher Haase**	DEU	Audi R8 LMS GT3 EVO II	PRO	5	34	**158.20**	**1:00:11.781**	157.6
6	33	Greystone GT	GBR	Dean Macdonald	GBR	**James Kell**	GBR	McLaren 720S GT3 EVO	PRO	6	34	**158.20**	**1:00:12.933**	157.6
7	9	GetSpeed	DEU	**Anthony Bartone**	USA	Fabian Schiller	DEU	Mercedes AMG GT3 EVO	PRO	7	34	**158.20**	**1:00:27.663**	156.9
8	31	Car Collection Motorsport	DEU	Hash	USA	**Alex Fontana**	CHE	Porsche 911 GT3 R (992)	PROAM	1	34	**158.20**	**1:00:30.227**	156.8
9	82	GetSpeed	DEU	Marcelo Ramírez	MEX	**Ralf Aron**	EST	Mercedes AMG GT3 EVO	PRO	8	34	**158.20**	**1:00:31.322**	156.8
10	28	BDR Grupo Prom Racing Team	BEL	**Amaury Bonduel**	FRA	Luis Michael Dörrbecker	MEX	Mercedes AMG GT3 EVO	PRO	9	34	**158.20**	**1:00:31.973**	156.8
11	18	Dinamic GT	ITA	**Alexey Nesov**	ND	Maksim Kizilov	ND	Porsche 911 GT3 R (992)	PRO	10	34	**158.20**	**1:00:32.377**	156.7
12	20	SPS Automotive Performance	DEU	Valentin Pierburg	DEU	**Dominik Baumann**	AUT	Mercedes AMG GT3 EVO	PROAM	2	34	**158.20**	**1:00:32.503**	156.7
13	13	Team Motopark	DEU	**Robert Visoiu**	ROU	Niklas Krütten	DEU	Mercedes AMG GT3 EVO	PRO	11	34	**158.20**	**1:00:33.064**	156.7
14	54	CBRX by SPS	DEU	**Dexter Müller**	CHE	Yannick Mettler	CHE	Mercedes AMG GT3 EVO	PROAM	3	34	**158.20**	**1:00:33.550**	156.7
15	65	Team Motopark	DEU	Heiko Neumann	DEU	**Lukas Dunner**	AUT	Mercedes AMG GT3 EVO	PROAM	4	34	**158.20**	**1:00:36.346**	156.6
16	63	Oregon Team	ITA	Antoine Doquin	FRA	**Artem Petrov**	ISR	Lamborghini Huracán GT3 EVO2	PRO	12	34	**158.20**	**1:00:38.417**	156.5
17	6	GetSpeed	DEU	Steve Jans	LUX	**Aaron Walker**	GBR	Mercedes AMG GT3 EVO	PROAM	5	34	**158.20**	**1:00:42.739**	156.3
18	75	Team ISR	CZE	**Filip Salaquarda**	CZE	Libor Milota	CZE	Audi R8 LMS GT3 EVO II	PROAM	6	34	**158.20**	**1:00:50.126**	156.0
19	26	Sainteloc Racing	FRA	**Michael Blanchemain**	FRA	Marcus Påverud	NOR	Audi R8 LMS GT3 EVO II	PROAM	7	34	**158.20**	**1:00:50.226**	156.0
20	10	Iron Lynx	ITA	Brenton Grove	AUS	**Stephen Grove**	AUS	Mercedes AMG GT3 EVO	PROAM	8	34	**158.20**	**1:00:54.193**	155.8
21	55	AF Corse	ITA	Laurent De Meeus	BEL	**Vincent Abril**	FRA	Ferrari 296 GT3	PROAM	9	34	**158.20**	**1:00:58.380**	155.6
22	79	Tsunami RT	SMR	Johannes Zelger	ITA	**Fabio Babini**	ITA	Porsche 911 GT3 R (992)	PROAM	10	34	**158.20**	**1:00:58.901**	155.6
23	19	Oregon Team	ITA	**Robin Rogalski**	POL	Filip Ugran	ROU	Lamborghini Huracán GT3 EVO2	PRO	13	34	**158.20**	**1:00:59.370**	155.6
24	777	Olimp Racing	POL	**Marcin Jedliński**	POL	Karol Basz	POL	Ferrari 296 GT3	PROAM	11	34	**158.20**	**1:01:00.602**	155.5
25	188	Garage 59	GBR	**Mark Sansom**	GBR	Miguel Ramos	PRT	McLaren 720S GT3 EVO	AM	1	34	**158.20**	**1:01:16.747**	154.8
26	80	Mertel Motorsport	DEU	Luca Ludwig	DEU	**Iván Velasco**	ESP	Ferrari 488 GT3 Evo	PROAM	12	34	**158.20**	**1:01:19.898**	154.7
27	86	Team Thor	ISL	Audunn Gudmundsson	ISL	**Thorvaldur Gissurarson**	ISL	Porsche 911 GT3 R (992)	AM	2	34	**158.20**	**1:01:35.381**	154.1
28	21	AF Corse	ITA	Gino Forgione	CHE	**Michele Rugolo**	ITA	Ferrari 296 GT3	AM	3	34	**158.20**	**1:01:35.861**	154.0
29	108	Vimana by GetSpeed	DEU	Ameerh Naran	ZWE			Mercedes AMG GT3 EVO	AM	4	34	**158.20**	**1:01:36.025**	154.0
30	5	Olimp Racing	POL	Stanislaw Jedliński	POL	**Krystian Korzeniowski**	POL	Ferrari 296 GT3	AM	5	33	**153.54**	**1:01:15.483**	150.3
31	77	BDR Grupo Prom Racing Team	BEL	Alfredo Hernández	MEX			Mercedes AMG GT3 EVO	AM	6	33	**153.54**	**1:01:35.266**	149.5

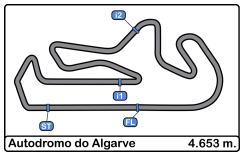

Autodromo Int. do Algarve
International GT Open
Race - 2
Lap Analysis

1 — Simon Reicher — Audi R8 LMS GT3 EVO II
PRO — Christopher Haase — Eastalent Racing

Lap	D	Time	Sector 1	Sector 2	Sector 3	T. Spd	Elapsed
1	2	1:51.480	40.069	33.085	38.326	204.9	1:51.480
2	2	1:43.169	32.430	32.584	38.155	266.6	3:34.649
3	2	1:43.385	32.766	32.527	38.092	268.6	5:18.034
4	2	1:43.429	32.563	32.649	38.217	266.0	7:01.463
5	2	1:42.738	32.388	32.371	37.979	265.3	8:44.201
6	2	1:43.000	32.615	32.420	37.965	267.3	10:27.201
7	2	1:42.892	32.589	32.324	37.979	267.3	12:10.093
8	2	1:43.036	32.361	32.549	38.126	267.3	13:53.129
9	2	1:43.644	32.470	32.905	38.269	267.9	15:36.773
10	2	1:43.517	32.466	32.900	38.151	267.3	17:20.290
11	2	1:43.304	32.507	32.668	38.129	269.3	19:03.594
12	2	1:43.529	32.426	32.780	38.323	270.0	20:47.123
13	2	1:43.684	32.685	32.874	38.125	269.3	22:30.807
14	2	1:43.543	32.614	32.659	38.270	268.6	24:14.350
15	2	1:48.742 P	32.454	32.894	43.394	268.6	26:03.092
16	1	2:57.957	1:46.737	32.722	38.498		29:01.049
17	1	1:43.625	32.734	32.830	38.061	260.2	30:44.674
18	1	1:43.448	32.412	32.669	38.367	263.4	32:28.122
19	1	1:43.330	32.565	32.635	38.130	264.0	34:11.452
20	1	1:43.802	32.371	32.854	38.577	265.3	35:55.254
21	1	1:43.669	32.447	32.828	38.394	266.0	37:38.923
22	1	1:44.968	33.285	33.051	38.632	265.3	39:23.891
23	1	1:46.426	33.814	34.009	38.603	267.9	41:10.317
24	1	1:43.340	32.367	32.729	38.244	267.3	42:53.657
25	1	1:44.378	32.482	32.778	39.118	267.9	44:38.035
26	1	1:43.636	32.438	32.837	38.361	267.9	46:21.671
27	1	1:43.415	32.257	32.699	38.459	267.3	48:05.086
28	1	1:44.306	32.745	32.955	38.606	268.6	49:49.392
29	1	1:43.823	32.505	32.976	38.342	265.3	51:33.215
30	1	1:45.172	33.329	33.509	38.334	267.3	53:18.387
31	1	1:43.326	32.289	32.755	38.282	267.9	55:01.713
32	1	1:43.310	32.406	32.559	38.345	267.3	56:45.023
33	1	1:43.290	32.282	32.775	38.233	267.9	58:28.313
34	1	1:43.468	32.410	32.833	38.225	267.3	1:00:11.781

4 — Michael Porter — McLaren 720S GT3 EVO
PRO — Zac Meakin — Optimum Motorsport

Lap	D	Time	Sector 1	Sector 2	Sector 3	T. Spd	Elapsed
1	2	1:54.068	41.170	34.152	38.746	204.5	1:54.068
2	2	1:44.603	33.006	33.222	38.375	266.0	3:38.671
3	2	1:44.199	32.775	33.102	38.322	266.0	5:22.870
4	2	1:43.952	32.661	33.086	38.205	264.0	7:06.822
5	2	1:43.995	32.675	32.991	38.329	266.0	8:50.817
6	2	1:43.381	32.503	32.776	38.102	266.0	10:34.198
7	2	1:43.366	32.508	32.794	38.064	265.3	12:17.564
8	2	1:43.536	32.578	32.883	38.075	266.0	14:01.100
9	2	1:43.524	32.469	32.933	38.122	264.7	15:44.624
10	2	1:43.418	32.511	32.883	38.024	266.6	17:28.042
11	2	1:43.329	32.409	32.823	38.097	267.3	19:11.371
12	2	1:43.819	32.682	32.968	38.169	267.9	20:55.190
13	2	1:43.346	32.415	32.886	38.045	266.0	22:38.536
14	2	1:43.586	32.478	32.905	38.203	267.3	24:22.122
15	2	1:48.256 P	32.578	32.870	42.808	266.6	26:10.378
16	1	2:52.294	1:41.670	32.712	37.912		29:02.672
17	1	1:42.949	32.308	32.987	37.654	264.0	30:45.621
18	1	1:42.701	32.149	32.591	37.961	266.0	32:28.322
19	1	1:43.393	32.705	32.744	37.944	266.0	34:11.715
20	1	1:43.800	32.429	32.854	38.517	267.3	35:55.515
21	1	1:43.504	32.537	32.891	38.076	266.6	37:39.019
22	1	1:44.335	32.713	33.070	38.552	266.6	39:23.354
23	1	1:43.578	32.705	32.846	38.027	263.4	41:06.932
24	1	1:43.080	32.407	32.775	37.898	264.0	42:50.012
25	1	1:42.658	32.120	32.736	37.802	266.0	44:32.670
26	1	1:43.228	32.408	32.886	37.934	266.6	46:15.898
27	1	1:45.233	33.675	33.373	38.185	266.6	48:01.131
28	1	1:44.196	32.669	32.856	38.671	266.0	49:45.327
29	1	1:43.672	32.752	32.768	38.152	267.3	51:28.999
30	1	1:42.883	32.371	32.682	37.830	267.3	53:11.882
31	1	1:42.861	32.247	32.848	37.766	267.3	54:54.743
32	1	1:42.553	32.240	32.673	37.640	266.6	56:37.296
33	1	1:42.563	32.151	32.741	37.671	267.9	58:19.859
34	1	1:42.562	32.335	32.619	37.608	268.6	1:00:02.421

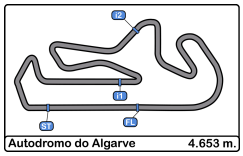

Autodromo Int. do Algarve
International GT Open
Race - 2
Lap Analysis

5 Stanislaw Jedliński — Ferrari 296 GT3
AM — Krystian Korzeniowski — Olimp Racing

Lap	D	Time	Sector 1	Sector 2	Sector 3	T. Spd	Elapsed
1	2	1:55.682	42.166	34.333	39.183	207.2	1:55.682
2	2	1:45.766	32.835	33.497	39.434	270.0	3:41.448
3	2	1:44.587	33.187	33.018	38.382	262.1	5:26.035
4	2	1:43.668	32.579	32.776	38.313	266.0	7:09.703
5	2	1:43.674	32.422	32.881	38.371	267.3	8:53.377
6	2	1:43.831	32.429	33.207	38.195	266.6	10:37.208
7	2	1:43.509	32.463	32.884	38.162	268.6	12:20.717
8	2	1:43.448	32.280	32.929	38.239	267.9	14:04.165
9	2	1:43.663	32.603	32.888	38.172	267.9	15:47.828
10	2	1:43.843	32.404	33.225	38.214	267.9	17:31.671
11	2	1:43.782	32.481	33.023	38.278	267.9	19:15.453
12	2	1:44.009	32.538	32.905	38.566	267.9	20:59.462
13	2	1:43.819	32.484	33.058	38.277	266.0	22:43.281
14	2	1:43.873	32.622	32.842	38.409	267.3	24:27.154
15	2	1:43.772	32.512	32.966	38.294	266.6	26:10.926
16	2	1:44.207	32.467	33.110	38.630	266.0	27:55.133
17	2	1:44.074	32.584	32.996	38.494	266.0	29:39.207
18	2	1:44.076	32.499	32.810	38.767	266.0	31:23.283
19	2	1:44.220	32.735	32.968	38.517	266.0	33:07.503
20	2	1:49.295 P	32.626	33.190	43.479	265.3	34:56.798
21	1	3:07.137	1:48.583	37.289	41.265		38:03.935
22	1	1:55.347	34.948	37.358	43.041	254.1	39:59.282
23	1	1:56.704	35.703	36.137	44.864	259.6	41:55.986
24	1	1:57.462	36.631	37.237	43.594	255.9	43:53.448
25	1	1:56.765	35.026	37.136	44.603	259.6	45:50.213
26	1	1:54.211	35.516	36.460	42.235	253.5	47:44.424
27	1	1:52.488	35.226	35.545	41.717	252.9	49:36.912
28	1	1:54.884	35.423	36.006	43.455	260.8	51:31.796
29	1	1:55.742	36.854	36.410	42.478	262.1	53:27.538
30	1	1:57.687	38.974	37.102	41.611	260.8	55:25.225
31	1	1:55.696	34.937	35.722	45.037	262.7	57:20.921
32	1	2:00.383	38.291	37.874	44.218	242.6	59:21.304
33	1	1:54.179	34.976	36.281	42.922	261.5	1:01:15.483

6 Steve Jans — Mercedes AMG GT3 EVO
PROAM — Aaron Walker — GetSpeed

Lap	D	Time	Sector 1	Sector 2	Sector 3	T. Spd	Elapsed
1	2	2:00.401	45.428	34.690	40.283	219.9	2:00.401
2	2	1:45.894	33.049	33.758	39.087	262.7	3:46.295
3	2	1:44.965	33.459	33.314	38.192	268.6	5:31.260
4	2	1:44.475	32.707	33.114	38.654	265.3	7:15.735
5	2	1:43.870	32.703	33.091	38.076	264.0	8:59.605
6	2	1:42.975	32.435	32.708	37.832	264.7	10:42.580
7	2	1:43.536	32.445	32.935	38.156	266.0	12:26.116
8	2	1:43.631	32.694	32.931	38.006	265.3	14:09.747
9	2	1:43.600	32.449	32.900	38.251	264.7	15:53.347
10	2	1:43.817	32.568	32.978	38.271	265.3	17:37.164
11	2	1:43.605	32.596	32.904	38.105	266.0	19:20.769
12	2	1:44.256	32.695	33.392	38.169	266.0	21:05.025
13	2	1:43.921	32.572	33.204	38.145	265.3	22:48.946
14	2	1:44.081	32.678	33.108	38.295	264.7	24:33.027
15	2	1:43.585	32.459	33.036	38.090	264.7	26:16.612
16	2	1:45.286	32.732	33.944	38.610	266.0	28:01.898
17	2	1:49.519 P	32.604	33.196	43.719	265.3	29:51.417
18	1	2:52.961	1:41.953	33.168	37.840		32:44.378
19	1	1:42.843	32.396	32.718	37.729	263.4	34:27.221
20	1	1:45.152	33.484	33.575	38.093	264.0	36:12.373
21	1	1:43.535	33.019	32.655	37.861	267.3	37:55.908
22	1	1:43.284	32.580	32.759	37.945	264.7	39:39.192
23	1	1:42.947	32.382	32.823	37.742	263.4	41:22.139
24	1	1:43.213	32.485	32.727	38.001	266.0	43:05.352
25	1	1:43.477	32.642	32.846	37.989	267.3	44:48.829
26	1	1:43.984	32.554	32.951	38.479	267.3	46:32.813
27	1	1:44.977	32.836	33.716	38.425	267.9	48:17.790
28	1	1:44.507	33.297	33.079	38.131	267.3	50:02.297
29	1	1:44.180	32.649	33.068	38.463	267.3	51:46.477
30	1	1:45.335	32.792	33.228	39.315	270.0	53:31.812
31	1	1:45.696	33.395	33.808	38.493	267.9	55:17.508
32	1	1:44.818	33.480	33.103	38.235	270.6	57:02.326
33	1	1:44.319	32.952	33.182	38.185	268.6	58:46.645
34	1	1:46.094	32.862	33.776	39.456	270.0	1:00:32.739

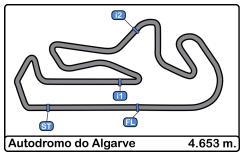

Autodromo Int. do Algarve
International GT Open
Race - 2
Lap Analysis

9 Anthony Bartone — Mercedes AMG GT3 EVO
PRO — Fabian Schiller — GetSpeed

Lap	D	Time	Sector 1	Sector 2	Sector 3	T. Spd	Elapsed
1	1	1:58.021	42.722	35.750	39.549	209.3	1:58.021
2	1	1:47.026	33.697	34.527	38.802	266.6	3:45.047
3	1	1:45.338	33.161	33.568	38.609	267.3	5:30.385
4	1	1:44.999	32.974	33.365	38.660	265.3	7:15.384
5	1	1:45.688	33.464	33.339	38.885	266.0	9:01.072
6	1	1:47.299	34.794	33.885	38.620	263.4	10:48.371
7	1	1:44.641	32.733	33.510	38.398	264.7	12:33.012
8	1	1:45.263	33.214	33.349	38.700	265.3	14:18.275
9	1	1:44.849	32.863	33.315	38.671	262.7	16:03.124
10	1	1:44.778	32.866	33.278	38.634	264.0	17:47.902
11	1	1:45.325	33.000	33.536	38.789	264.7	19:33.227
12	1	1:45.534	32.876	33.720	38.938	266.0	21:18.761
13	1	1:44.572	32.819	33.368	38.385	264.0	23:03.333
14	1	1:51.329 P	33.098	33.480	44.751	265.3	24:54.662
15	2	2:52.467	1:41.754	32.967	37.746		27:47.129
16	2	1:42.193	32.166	32.557	37.470	266.0	29:29.322
17	2	1:41.806	31.972	32.505	37.329	266.0	31:11.128
18	2	1:42.281	32.122	32.600	37.559	267.9	32:53.409
19	2	1:43.930	32.702	32.844	38.384	269.3	34:37.339
20	2	1:43.057	32.611	32.860	37.586	266.6	36:20.396
21	2	1:42.900	32.358	32.651	37.891	265.3	38:03.296
22	2	1:42.995	32.334	32.534	38.127	265.3	39:46.291
23	2	1:42.493	32.382	32.572	37.539	264.0	41:28.784
24	2	1:42.394	32.140	32.648	37.606	266.6	43:11.178
25	2	1:42.345	32.090	32.583	37.672	267.9	44:53.523
26	2	1:42.852	32.311	32.660	37.881	268.6	46:36.375
27	2	1:43.750	32.455	32.952	38.343	269.3	48:20.125
28	2	1:43.877	32.830	32.831	38.216	270.6	50:04.002
29	2	1:44.346	32.984	33.618	37.744	267.9	51:48.348
30	2	1:42.851	32.129	32.682	38.040	269.3	53:31.199
31	2	1:45.633	33.699	33.138	38.796	271.3	55:16.832
32	2	1:43.156	32.718	32.723	37.715	267.9	56:59.988
33	2	1:44.190	32.330	33.072	38.788	271.3	58:44.178
34	2	1:43.485	33.013	32.791	37.681	265.3	1:00:27.663

10 Brenton Grove — Mercedes AMG GT3 EVO
PROAM — Stephen Grove — Iron Lynx

Lap	D	Time	Sector 1	Sector 2	Sector 3	T. Spd	Elapsed
1	2	2:00.800	44.781	35.357	40.662	216.8	2:00.800
2	2	1:47.323	34.296	34.050	38.977	260.2	3:48.123
3	2	1:46.918	33.387	34.026	39.505	265.3	5:35.041
4	2	1:46.537	33.288	34.091	39.158	263.4	7:21.578
5	2	1:45.935	33.475	33.639	38.821	262.7	9:07.513
6	2	1:46.664	33.238	34.637	38.789	261.5	10:54.177
7	2	1:45.786	33.244	33.708	38.834	258.9	12:39.963
8	2	1:45.406	33.035	33.562	38.809	260.8	14:25.369
9	2	1:45.407	32.964	33.497	38.946	262.1	16:10.776
10	2	1:45.370	33.085	33.752	38.533	266.0	17:56.146
11	2	1:45.197	32.885	33.637	38.675	265.3	19:41.343
12	2	1:45.454	33.136	33.665	38.653	262.7	21:26.797
13	2	1:45.448	32.868	33.672	38.908	264.0	23:12.245
14	2	1:52.627 P	32.990	33.938	45.699	262.7	25:04.872
15	1	2:59.254	1:48.520	32.816	37.918		28:04.126
16	1	1:43.406	32.547	32.833	38.026	264.7	29:47.532
17	1	1:44.241	32.614	33.008	38.619	263.4	31:31.773
18	1	1:43.981	33.033	32.796	38.152	267.3	33:15.754
19	1	1:43.346	32.760	32.672	37.914	269.3	34:59.100
20	1	1:43.324	32.426	32.896	38.002	262.7	36:42.424
21	1	1:43.600	32.491	32.686	38.423	264.0	38:26.024
22	1	1:43.320	32.541	32.713	38.066	262.7	40:09.344
23	1	1:43.292	32.457	32.495	38.340	262.7	41:52.636
24	1	1:43.165	32.584	32.505	38.076	266.0	43:35.801
25	1	1:42.908	32.508	32.599	37.801	264.0	45:18.709
26	1	1:43.109	32.445	32.749	37.915	264.7	47:01.818
27	1	1:43.058	32.335	32.582	38.141	267.3	48:44.876
28	1	1:43.701	32.764	32.686	38.251	262.7	50:28.577
29	1	1:44.218	32.607	32.826	38.785	266.6	52:12.795
30	1	1:45.716	33.291	33.477	38.948	268.6	53:58.511
31	1	1:44.410	32.836	33.212	38.362	266.0	55:42.921
32	1	1:44.026	32.610	32.981	38.435	267.9	57:26.947
33	1	1:44.226	32.578	33.580	38.068	268.6	59:11.173
34	1	1:43.020	32.462	32.649	37.909	266.0	1:00:54.193

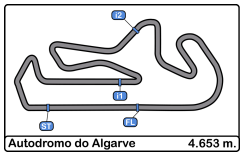

Autodromo Int. do Algarve
International GT Open
Race - 2
Lap Analysis

11 — Levente Révész — Mercedes AMG GT3 EVO
PRO — Matteo Cairoli — Team Motopark

Lap	D	Time	Sector 1	Sector 2	Sector 3	T. Spd	Elapsed
1	1	1:53.322	40.712	33.728	38.882	208.4	1:53.322
2	1	1:44.577	32.908	33.150	38.519	265.3	3:37.899
3	1	1:44.353	32.722	33.010	38.621	266.0	5:22.252
4	1	1:43.837	32.614	32.904	38.319	266.6	7:06.089
5	1	1:43.695	32.632	32.723	38.340	266.0	8:49.784
6	1	1:43.428	32.501	32.707	38.220	265.3	10:33.212
7	1	1:43.342	32.395	32.607	38.340	265.3	12:16.554
8	1	1:43.560	32.557	32.716	38.287	264.7	14:00.114
9	1	1:43.450	32.415	32.682	38.353	264.0	15:43.564
10	1	1:43.386	32.409	32.762	38.215	264.7	17:26.950
11	1	1:43.226	32.278	32.674	38.274	266.0	19:10.176
12	1	1:43.792	32.607	32.792	38.393	266.0	20:53.968
13	1	1:43.243	32.365	32.808	38.070	265.3	22:37.211
14	1	1:49.463 P	32.401	32.762	44.300	266.6	24:26.674
15	2	2:55.258	1:44.652	32.769	37.837		27:21.932
16	2	1:43.061	32.521	32.790	37.750	267.9	29:04.993
17	2	1:42.965	32.354	32.889	37.722	267.3	30:47.958
18	2	1:42.972	32.466	32.882	37.624	267.9	32:30.930
19	2	1:42.246	32.175	32.622	37.449	266.6	34:13.176
20	2	1:43.360	32.139	32.608	38.613	267.9	35:56.536
21	2	1:43.159	32.592	32.558	38.009	266.6	37:39.695
22	2	1:44.359	32.714	33.064	38.581	267.9	39:24.054
23	2	1:44.120	33.607	32.847	37.666	269.3	41:08.174
24	2	1:42.606	32.284	32.590	37.732	267.3	42:50.780
25	2	1:42.745	32.169	32.644	37.932	269.3	44:33.525
26	2	1:42.744	32.369	32.640	37.735	269.3	46:16.269
27	2	1:45.276	33.616	33.294	38.366	268.6	48:01.545
28	2	1:43.297	32.518	32.836	37.943	268.6	49:44.842
29	2	1:42.820	32.404	32.637	37.779	267.3	51:27.662
30	2	1:42.366	32.127	32.659	37.580	267.9	53:10.028
31	2	1:42.157	32.192	32.573	37.392	268.6	54:52.185
32	2	1:42.412	32.374	32.491	37.547	268.6	56:34.597
33	2	1:42.483	32.266	32.585	37.632	269.3	58:17.080
34	2	1:42.639	32.205	32.760	37.674	269.3	59:59.719

13 — Robert Visoiu — Mercedes AMG GT3 EVO
PRO — Niklas Krütten — Team Motopark

Lap	D	Time	Sector 1	Sector 2	Sector 3	T. Spd	Elapsed
1	1	1:57.257	43.002	34.776	39.479	210.5	1:57.257
2	1	1:45.075	33.169	33.399	38.507	264.0	3:42.332
3	1	1:45.338	33.159	33.524	38.655	267.3	5:27.670
4	1	1:45.205	32.816	33.258	39.131	264.7	7:12.875
5	1	1:44.395	32.821	33.134	38.440	266.0	8:57.270
6	1	1:43.912	32.546	33.028	38.338	265.3	10:41.182
7	1	1:43.399	32.414	32.879	38.106	264.7	12:24.581
8	1	1:43.371	32.319	33.069	37.983	264.7	14:07.952
9	1	1:43.757	32.414	33.095	38.248	264.7	15:51.709
10	1	1:43.852	32.586	33.033	38.233	265.3	17:35.561
11	1	1:43.963	32.619	33.015	38.329	266.6	19:19.524
12	1	1:43.910	32.527	33.009	38.374	266.6	21:03.434
13	1	1:44.252	32.766	33.062	38.424	266.0	22:47.686
14	1	1:49.442 P	32.700	33.081	43.661	266.6	24:37.128
15	2	2:55.149	1:44.449	32.895	37.805		27:32.277
16	2	1:42.639	32.483	32.585	37.571	265.3	29:14.916
17	2	1:42.831	32.332	32.810	37.689	264.7	30:57.747
18	2	1:42.570	32.257	32.712	37.601	264.7	32:40.317
19	2	1:43.461	32.741	32.948	37.772	264.0	34:23.778
20	2	1:42.967	32.339	32.776	37.852	264.7	36:06.745
21	2	1:43.607	32.491	33.143	37.973	266.0	37:50.352
22	2	1:44.277	32.711	33.183	38.383	267.3	39:34.629
23	2	1:44.209	32.875	33.039	38.295	266.6	41:18.838
24	2	1:45.255	32.962	33.541	38.752	266.0	43:04.093
25	2	1:43.831	32.648	32.927	38.256	263.4	44:47.924
26	2	1:44.408	32.882	33.080	38.446	266.6	46:32.332
27	2	1:44.562	32.988	33.227	38.347	267.9	48:16.894
28	2	1:44.268	32.648	33.235	38.385	266.6	50:01.162
29	2	1:44.742	32.849	33.481	38.412	264.0	51:45.904
30	2	1:44.891	32.999	33.261	38.631	269.3	53:30.795
31	2	1:47.210	34.280	33.453	39.477	268.6	55:18.005
32	2	1:44.928	33.531	33.222	38.175	266.6	57:02.933
33	2	1:44.140	32.820	33.002	38.318	268.6	58:47.073
34	2	1:45.991	32.885	33.790	39.316	270.0	1:00:33.064

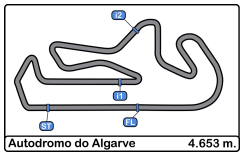

Autodromo Int. do Algarve
International GT Open
Race - 2
Lap Analysis

17 — Tom Lebbon — Ferrari 296 GT3

PRO — Tom Emson — Elite Motorsport

Lap	D	Time	Sector 1	Sector 2	Sector 3	T. Spd	Elapsed
1	2	1:55.284	41.795	34.236	39.253	210.5	1:55.284
2	2	1:45.102	33.012	33.516	38.574	268.6	3:40.386
3	2	1:44.161	32.713	33.144	38.304	266.6	5:24.547
4	2	1:44.000	32.796	33.058	38.146	267.9	7:08.547
5	2	1:43.379	32.459	32.742	38.178	270.0	8:51.926
6	2	1:43.447	32.525	32.906	38.016	267.3	10:35.373
7	2	1:43.358	32.364	32.917	38.077	267.3	12:18.731
8	2	1:43.907	32.756	33.045	38.106	267.9	14:02.638
9	2	1:43.725	32.538	32.863	38.324	265.3	15:46.363
10	2	1:43.427	32.491	32.935	38.001	267.3	17:29.790
11	2	1:43.364	32.385	32.798	38.181	267.9	19:13.154
12	2	1:43.579	32.568	32.961	38.050	266.6	20:56.733
13	2	1:43.436	32.605	32.865	37.966	266.0	22:40.169
14	2	1:49.075 P	32.493	32.861	43.721	267.3	24:29.244
15	1	2:52.414	1:41.732	32.863	37.819		27:21.658
16	1	1:43.125	32.394	32.768	37.963	264.0	29:04.783
17	1	1:42.877	32.259	32.748	37.870	264.7	30:47.660
18	1	1:43.863	32.855	33.137	37.871	264.7	32:31.523
19	1	1:42.827	32.141	32.861	37.825	266.0	34:14.350
20	1	1:42.919	32.206	32.747	37.966	266.0	35:57.269
21	1	1:43.362	32.555	32.747	38.060	270.0	37:40.631
22	1	1:43.775	32.249	32.962	38.564	267.3	39:24.406
23	1	1:45.038	33.417	33.520	38.101	269.3	41:09.444
24	1	1:43.167	32.402	32.752	38.013	266.0	42:52.611
25	1	1:43.324	32.479	32.815	38.030	266.6	44:35.935
26	1	1:43.301	32.386	32.852	38.063	266.6	46:19.236
27	1	1:44.099	32.436	32.902	38.761	265.3	48:03.335
28	1	1:43.618	32.728	32.911	37.979	269.3	49:46.953
29	1	1:42.896	32.372	32.641	37.883	266.0	51:29.849
30	1	1:42.959	32.305	32.750	37.904	266.0	53:12.808
31	1	1:42.944	32.235	32.700	38.009	267.3	54:55.752
32	1	1:43.252	32.420	32.939	37.893	266.6	56:39.004
33	1	1:43.340	32.421	32.897	38.022	266.6	58:22.344
34	1	1:42.835	32.356	32.672	37.807	266.6	1:00:05.179

18 — Alexey Nesov — Porsche 911 GT3 R (992)

PRO — Maksim Kizilov — Dinamic GT

Lap	D	Time	Sector 1	Sector 2	Sector 3	T. Spd	Elapsed
1	1	1:52.234	40.048	33.668	38.518	209.7	1:52.234
2	1	1:43.912	32.767	33.189	37.956	266.0	3:36.146
3	1	1:43.282	32.313	32.852	38.117	267.9	5:19.428
4	1	1:44.349	33.624	32.911	37.814	264.7	7:03.777
5	1	1:42.860	32.237	32.662	37.961	267.9	8:46.637
6	1	1:42.905	32.246	32.824	37.835	269.3	10:29.542
7	1	1:42.685	32.225	32.742	37.718	269.3	12:12.227
8	1	1:42.867	32.239	32.796	37.832	270.0	13:55.094
9	1	1:42.927	32.233	32.788	37.906	268.6	15:38.021
10	1	1:43.232	32.357	32.801	38.074	268.6	17:21.253
11	1	1:43.340	32.425	32.877	38.038	270.0	19:04.593
12	1	1:43.553	32.485	32.908	38.160	269.3	20:48.146
13	1	1:44.058	32.317	33.152	38.589	269.3	22:32.204
14	1	1:43.387	32.368	32.847	38.172	269.3	24:15.591
15	1	1:43.375	32.303	32.985	38.087	269.3	25:58.966
16	1	1:43.254	32.327	32.901	38.026	270.0	27:42.220
17	1	1:42.893	32.180	32.714	37.999	270.6	29:25.113
18	1	1:43.139	32.308	32.880	37.951	269.3	31:08.252
19	1	1:48.037 P	32.176	33.017	42.844	270.0	32:56.289
20	2	3:00.334	1:46.547	33.628	40.159		35:56.623
21	2	1:46.237	33.843	33.533	38.861	262.7	37:42.860
22	2	1:45.786	32.934	33.335	39.517	264.0	39:28.646
23	2	1:45.159	32.924	33.032	39.203	264.7	41:13.805
24	2	1:45.028	32.745	33.368	38.915	267.3	42:58.833
25	2	1:44.383	32.673	33.220	38.490	267.9	44:43.216
26	2	1:44.697	32.619	33.576	38.502	268.6	46:27.913
27	2	1:45.817	32.854	33.422	39.541	267.3	48:13.730
28	2	1:45.210	32.843	33.504	38.863	268.6	49:58.940
29	2	1:45.023	32.745	33.513	38.765	266.0	51:43.963
30	2	1:44.553	32.704	33.196	38.653	266.6	53:28.516
31	2	1:45.610	33.403	33.436	38.771	269.3	55:14.126
32	2	1:44.805	32.830	33.322	38.653	267.3	56:58.931
33	2	1:45.845	32.709	33.608	39.528	267.9	58:44.776
34	2	1:47.601	33.202	34.548	39.851	270.0	1:00:32.377

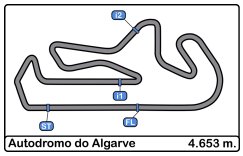

Autodromo Int. do Algarve
International GT Open
Race - 2
Lap Analysis

19 Robin Rogalski — Lamborghini Huracán GT3 EVO2
PRO — Filip Ugran — Oregon Team

Lap	D	Time	Sector 1	Sector 2	Sector 3	T. Spd	Elapsed
1	1	1:57.677	43.080	35.084	39.513	213.4	1:57.677
2	1	1:46.951	33.772	34.181	38.998	260.2	3:44.628
3	1	1:45.501	33.360	33.395	38.746	260.2	5:30.129
4	1	1:45.111	32.872	33.121	39.118	261.5	7:15.240
5	1	1:45.173	32.918	33.106	39.149	264.0	9:00.413
6	1	1:44.806	33.005	33.105	38.696	261.5	10:45.219
7	1	1:44.326	32.854	33.110	38.362	261.5	12:29.545
8	1	1:45.843	32.843	33.315	39.685	261.5	14:15.388
9	1	1:44.626	33.024	33.182	38.420	262.1	16:00.014
10	1	1:44.510	32.738	33.183	38.589	262.1	17:44.524
11	1	1:44.382	32.783	33.049	38.550	264.7	19:28.906
12	1	1:44.611	32.777	33.058	38.776	262.7	21:13.517
13	1	1:45.662	32.954	33.930	38.778	263.4	22:59.179
14	1	1:44.838	33.002	33.184	38.652	262.1	24:44.017
15	1	1:44.566	33.194	32.974	38.398	261.5	26:28.583
16	1	1:44.800	33.029	33.057	38.714	261.5	28:13.383
17	1	1:50.641 P	32.902	33.420	44.319	263.4	30:04.024
18	2	2:53.993	1:42.319	33.166	38.508		32:58.017
19	2	1:45.205	33.187	33.080	38.938	259.6	34:43.222
20	2	1:45.447	32.995	33.911	38.541	261.5	36:28.669
21	2	1:44.042	32.641	33.037	38.364	262.1	38:12.711
22	2	1:45.195	32.730	33.117	39.348	262.1	39:57.906
23	2	1:44.650	32.878	33.217	38.555	259.6	41:42.556
24	2	1:44.596	32.767	33.336	38.493	262.1	43:27.152
25	2	1:44.435	32.647	33.090	38.698	263.4	45:11.587
26	2	1:44.629	32.795	33.267	38.567	263.4	46:56.216
27	2	1:45.034	33.048	33.215	38.771	264.0	48:41.250
28	2	1:45.266	33.521	33.141	38.604	264.7	50:26.516
29	2	1:45.691	33.080	33.330	39.281	262.7	52:12.207
30	2	1:45.898	33.721	33.415	38.762	262.1	53:58.105
31	2	1:45.321	32.840	33.209	39.272	265.3	55:43.426
32	2	1:45.659	32.831	33.685	39.143	264.7	57:29.085
33	2	1:45.206	32.887	33.751	38.568	262.7	59:14.291
34	2	1:45.079	32.905	33.238	38.936	263.4	1:00:59.370

20 Valentin Pierburg — Mercedes AMG GT3 EVO
PROAM — Dominik Baumann — SPS Automotive Performance

Lap	D	Time	Sector 1	Sector 2	Sector 3	T. Spd	Elapsed
1	2	1:52.364	40.351	33.644	38.369	205.7	1:52.364
2	2	1:44.341	33.026	33.179	38.136	266.0	3:36.705
3	2	1:43.272	32.514	32.880	37.878	266.0	5:19.977
4	2	1:43.088	32.593	32.654	37.841	266.0	7:03.065
5	2	1:42.958	32.406	32.785	37.767	266.0	8:46.023
6	2	1:42.749	32.288	32.728	37.733	266.6	10:28.772
7	2	1:42.767	32.319	32.705	37.743	266.0	12:11.539
8	2	1:42.792	32.364	32.737	37.691	266.6	13:54.331
9	2	1:43.149	32.330	32.843	37.976	266.0	15:37.480
10	2	1:43.350	32.466	32.842	38.042	265.3	17:20.830
11	2	1:43.265	32.459	32.715	38.091	267.3	19:04.095
12	2	1:43.614	32.601	32.750	38.263	267.9	20:47.709
13	2	1:44.044	32.548	33.048	38.448	266.6	22:31.753
14	2	1:43.231	32.471	32.706	38.054	267.3	24:14.984
15	2	1:43.471	32.459	32.963	38.049	266.6	25:58.455
16	2	1:43.023	32.420	32.815	37.788	267.3	27:41.478
17	2	1:42.944	32.364	32.803	37.777	267.9	29:24.422
18	2	1:43.123	32.506	32.790	37.827	266.6	31:07.545
19	2	1:44.873	32.393	33.387	39.093	267.9	32:52.418
20	2	1:49.371 P	32.447	32.823	44.101	266.0	34:41.789
21	1	3:05.688	1:53.447	33.901	38.340		37:47.477
22	1	1:44.197	32.917	33.265	38.015	264.0	39:31.674
23	1	1:43.607	32.610	33.057	37.940	264.7	41:15.281
24	1	1:44.849	32.935	33.684	38.230	266.6	43:00.130
25	1	1:44.378	32.733	33.323	38.322	267.9	44:44.508
26	1	1:44.837	32.987	33.261	38.589	268.6	46:29.345
27	1	1:44.494	32.731	32.916	38.847	266.0	48:13.839
28	1	1:45.497	33.143	33.491	38.863	265.3	49:59.336
29	1	1:44.848	33.045	33.300	38.503	266.6	51:44.184
30	1	1:44.601	32.956	33.061	38.584	267.3	53:28.785
31	1	1:45.579	33.368	33.499	38.712	270.0	55:14.364
32	1	1:44.809	32.869	33.381	38.559	267.3	56:59.173
33	1	1:45.756	32.920	33.803	39.033	268.6	58:44.929
34	1	1:47.574	34.185	33.943	39.446	270.0	1:00:32.503

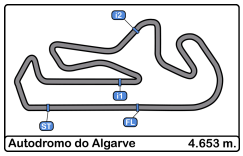

Autodromo Int. do Algarve
International GT Open
Race - 2
Lap Analysis

21 Gino Forgione — Ferrari 296 GT3
AM — Michele Rugolo — AF Corse

Lap	D	Time	Sector 1	Sector 2	Sector 3	T. Spd	Elapsed
1	2	1:58.728	42.811	35.990	39.927	205.7	1:58.728
2	2	1:47.348	33.455	34.744	39.149	266.6	3:46.076
3	2	1:44.793	33.069	33.083	38.641	263.4	5:30.869
4	2	1:45.393	32.956	33.696	38.741	266.0	7:16.262
5	2	1:45.718	33.103	33.951	38.664	267.3	9:01.980
6	2	1:44.426	32.889	33.206	38.331	267.9	10:46.406
7	2	1:44.220	32.612	33.073	38.535	267.3	12:30.626
8	2	1:44.956	32.733	33.169	39.054	266.6	14:15.582
9	2	1:44.813	33.232	33.155	38.426	266.6	16:00.395
10	2	1:44.255	32.724	33.068	38.463	266.6	17:44.650
11	2	1:44.656	33.075	33.017	38.564	262.1	19:29.306
12	2	1:44.375	32.717	33.143	38.515	266.6	21:13.681
13	2	1:45.743	33.144	33.820	38.779	266.0	22:59.424
14	2	1:44.834	33.638	32.846	38.350	266.0	24:44.258
15	2	1:44.630	33.432	32.997	38.201	266.0	26:28.888
16	2	1:44.705	33.061	33.066	38.578	266.6	28:13.593
17	2	1:45.039	32.983	33.380	38.676	267.3	29:58.632
18	2	1:43.254	32.404	32.854	37.996	264.7	31:41.886
19	2	1:45.740	33.125	33.625	38.990	267.9	33:27.626
20	2	1:51.475 P	33.154	33.326	44.995	267.9	35:19.101
21	1	3:07.602	1:52.775	34.115	40.712		38:26.703
22	1	1:46.599	33.361	33.392	39.846	263.4	40:13.302
23	1	1:45.923	33.393	33.788	38.742	264.7	41:59.225
24	1	1:47.073	33.700	34.282	39.091	265.3	43:46.298
25	1	1:48.805	33.924	34.402	40.479	264.7	45:35.103
26	1	1:47.099	33.510	33.952	39.637	264.0	47:22.202
27	1	1:47.470	33.683	34.188	39.599	264.0	49:09.672
28	1	1:46.816	33.417	34.170	39.229	262.7	50:56.488
29	1	1:46.933	33.814	34.149	38.970	262.7	52:43.421
30	1	1:46.453	33.163	34.100	39.190	264.7	54:29.874
31	1	1:46.792	33.764	33.760	39.268	264.0	56:16.666
32	1	1:47.435	33.500	34.731	39.204	262.7	58:04.101
33	1	1:45.935	33.402	33.628	38.905	266.6	59:50.036
34	1	1:45.825	33.109	33.550	39.166	266.6	1:01:35.861

26 Michael Blanchemain — Audi R8 LMS GT3 EVO II
PROAM — Marcus Påverud — Sainteloc Racing

Lap	D	Time	Sector 1	Sector 2	Sector 3	T. Spd	Elapsed
1	1	2:00.502	44.504	35.287	40.711	213.8	2:00.502
2	1	1:48.640	34.453	34.566	39.621	262.7	3:49.142
3	1	1:46.214	33.293	33.541	39.380	266.0	5:35.356
4	1	1:46.582	33.241	34.187	39.154	267.9	7:21.938
5	1	1:46.282	33.842	33.455	38.985	270.6	9:08.220
6	1	1:46.543	32.976	34.476	39.091	267.3	10:54.763
7	1	1:45.912	33.071	33.584	39.257	267.3	12:40.675
8	1	1:45.552	32.831	33.530	39.191	266.6	14:26.227
9	1	1:44.772	32.693	33.338	38.741	267.9	16:10.999
10	1	1:45.667	33.298	33.579	38.790	266.6	17:56.666
11	1	1:45.271	32.843	33.601	38.827	269.3	19:41.937
12	1	1:45.630	32.994	33.653	38.983	267.9	21:27.567
13	1	1:45.262	32.915	33.529	38.818	267.9	23:12.829
14	1	1:53.158 P	32.954	33.774	46.430	267.3	25:05.987
15	2	2:55.444	1:42.277	34.604	38.563		28:01.431
16	2	1:43.852	32.526	33.040	38.286	270.0	29:45.283
17	2	1:44.160	32.584	32.803	38.773	270.0	31:29.443
18	2	1:43.379	32.329	32.700	38.350	266.0	33:12.822
19	2	1:43.548	32.409	32.704	38.435	270.6	34:56.370
20	2	1:43.364	32.409	32.741	38.214	266.0	36:39.734
21	2	1:43.234	32.356	32.886	37.992	266.6	38:22.968
22	2	1:42.914	32.253	32.566	38.095	266.0	40:05.882
23	2	1:43.406	32.374	32.933	38.099	266.6	41:49.288
24	2	1:42.661	32.110	32.599	37.952	267.3	43:31.949
25	2	1:42.830	32.212	32.667	37.951	267.9	45:14.779
26	2	1:42.928	32.339	32.684	37.905	268.6	46:57.707
27	2	1:43.827	32.606	32.803	38.418	268.6	48:41.534
28	2	1:45.361	33.438	33.270	38.653	270.0	50:26.895
29	2	1:45.369	32.964	33.214	39.191	270.0	52:12.264
30	2	1:43.955	32.752	32.810	38.393	267.9	53:56.219
31	2	1:43.944	32.744	32.603	38.597	265.3	55:40.163
32	2	1:43.298	32.473	32.813	38.012	267.9	57:23.461
33	2	1:43.168	32.377	32.659	38.132	270.0	59:06.629
34	2	1:43.597	32.444	32.799	38.354	270.0	1:00:50.226

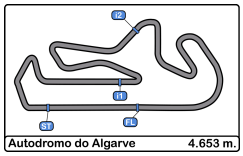

Autodromo Int. do Algarve
International GT Open
Race - 2
Lap Analysis

28 Amaury Bonduel — Mercedes AMG GT3 EVO
PRO — Luis Michael Dörrbecker — BDR Grupo Prom Racing Team

Lap	D	Time	Sector 1	Sector 2	Sector 3	T. Spd	Elapsed
1	1	1:54.994	41.884	33.913	39.197	217.7	1:54.994
2	1	1:44.955	32.981	33.382	38.592	264.7	3:39.949
3	1	1:44.286	32.832	33.056	38.398	265.3	5:24.235
4	1	1:44.092	32.700	32.969	38.423	264.7	7:08.327
5	1	1:44.319	33.099	32.854	38.366	248.2	8:52.646
6	1	1:43.880	32.631	33.039	38.210	264.0	10:36.526
7	1	1:43.403	32.555	32.811	38.037	266.0	12:19.929
8	1	1:43.552	32.482	32.801	38.269	264.7	14:03.481
9	1	1:43.685	32.608	32.854	38.223	264.7	15:47.166
10	1	1:43.628	32.655	32.841	38.132	264.7	17:30.794
11	1	1:43.436	32.639	32.771	38.026	266.0	19:14.230
12	1	1:43.564	32.515	32.841	38.208	266.0	20:57.794
13	1	1:43.525	32.558	32.912	38.055	264.7	22:41.319
14	1	1:43.669	32.523	32.870	38.276	266.0	24:24.988
15	1	1:43.463	32.446	32.930	38.087	264.7	26:08.451
16	1	1:43.694	32.652	32.976	38.066	265.3	27:52.145
17	1	1:43.517	32.587	32.838	38.092	266.0	29:35.662
18	1	1:43.575	32.546	32.996	38.033	264.7	31:19.237
19	1	1:48.786 P	32.419	33.073	43.294	266.0	33:08.023
20	2	2:56.954	1:44.263	34.009	38.682		36:04.977
21	2	1:44.900	33.018	33.245	38.637	262.7	37:49.877
22	2	1:44.557	32.766	33.184	38.607	264.0	39:34.434
23	2	1:44.201	32.686	32.950	38.565	263.4	41:18.635
24	2	1:44.774	32.997	33.249	38.528	264.7	43:03.409
25	2	1:44.353	32.728	33.057	38.568	266.0	44:47.762
26	2	1:44.200	32.674	33.094	38.432	267.3	46:31.962
27	2	1:44.610	32.638	33.147	38.825	266.6	48:16.572
28	2	1:44.386	32.594	33.022	38.770	266.0	50:00.958
29	2	1:44.838	32.732	33.336	38.770	266.0	51:45.796
30	2	1:44.828	32.795	33.262	38.771	272.0	53:30.624
31	2	1:46.745	33.965	33.229	39.551	268.6	55:17.369
32	2	1:44.741	33.111	33.158	38.472	270.0	57:02.110
33	2	1:44.048	32.696	32.971	38.381	267.9	58:46.158
34	2	1:45.815	32.911	33.514	39.390	268.6	1:00:31.973

31 Hash — Porsche 911 GT3 R (992)
PROAM — Alex Fontana — Car Collection Motorsport

Lap	D	Time	Sector 1	Sector 2	Sector 3	T. Spd	Elapsed
1	2	1:49.981	39.146	32.972	37.863	206.1	1:49.981
2	2	1:42.824	32.348	32.732	37.744	265.3	3:32.805
3	2	1:42.633	32.295	32.754	37.584	267.3	5:15.438
4	2	1:42.573	32.272	32.695	37.606	266.6	6:58.011
5	2	1:42.474	32.243	32.661	37.570	266.0	8:40.485
6	2	1:42.253	32.201	32.564	37.488	266.0	10:22.738
7	2	1:42.291	32.251	32.474	37.566	267.3	12:05.029
8	2	1:42.437	32.206	32.782	37.449	266.6	13:47.466
9	2	1:42.338	32.211	32.591	37.536	266.0	15:29.804
10	2	1:42.458	32.178	32.691	37.589	266.0	17:12.262
11	2	1:42.485	32.138	32.798	37.549	267.9	18:54.747
12	2	1:42.356	32.209	32.656	37.491	267.3	20:37.103
13	2	1:42.483	32.201	32.657	37.625	267.3	22:19.586
14	2	1:42.502	32.270	32.631	37.601	266.6	24:02.088
15	2	1:42.616	32.259	32.595	37.762	266.0	25:44.704
16	2	1:42.523	32.341	32.623	37.559	267.3	27:27.227
17	2	1:42.395	32.283	32.532	37.580	268.6	29:09.622
18	2	1:42.674	32.190	32.821	37.663	267.3	30:52.296
19	2	1:42.370	32.164	32.579	37.627	267.3	32:34.666
20	2	1:48.707 P	32.276	32.815	43.616	267.3	34:23.373
21	1	3:00.329	1:47.740	33.625	38.964		37:23.702
22	1	1:46.132	33.571	33.877	38.684	262.1	39:09.834
23	1	1:46.035	33.180	33.987	38.868	263.4	40:55.869
24	1	1:46.116	33.246	34.018	38.852	264.0	42:41.985
25	1	1:46.720	33.451	34.337	38.932	264.7	44:28.705
26	1	1:46.591	33.438	34.207	38.946	266.0	46:15.296
27	1	1:47.714	33.871	34.804	39.039	265.3	48:03.010
28	1	1:48.050	33.949	33.850	40.251	268.6	49:51.060
29	1	1:46.098	33.165	33.764	39.169	266.6	51:37.158
30	1	1:47.178	33.513	33.942	39.723	264.7	53:24.336
31	1	1:46.462	33.491	33.795	39.176	264.7	55:10.798
32	1	1:46.209	33.221	33.645	39.343	265.3	56:57.007
33	1	1:46.738	33.588	33.836	39.314	266.6	58:43.745
34	1	1:46.482	33.513	33.896	39.073	267.3	1:00:30.227

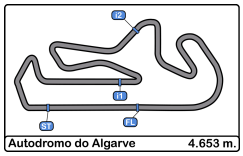

Autodromo Int. do Algarve
International GT Open
Race - 2
Lap Analysis

33 Dean Macdonald — McLaren 720S GT3 EVO
PRO — James Kell — Greystone GT

Lap	D	Time	Sector 1	Sector 2	Sector 3	T. Spd	Elapsed
1	2	1:54.508	41.369	34.216	38.923	204.9	1:54.508
2	2	1:44.834	33.007	33.457	38.370	266.6	3:39.342
3	2	1:44.109	32.815	32.976	38.318	266.6	5:23.451
4	2	1:44.114	32.980	33.035	38.099	265.3	7:07.565
5	2	1:43.598	32.599	32.896	38.103	266.6	8:51.163
6	2	1:43.692	32.666	32.909	38.117	266.6	10:34.855
7	2	1:43.490	32.528	32.888	38.074	266.6	12:18.345
8	2	1:43.385	32.454	32.914	38.017	266.0	14:01.730
9	2	1:43.466	32.479	32.904	38.083	267.3	15:45.196
10	2	1:43.381	32.518	32.885	37.978	266.6	17:28.577
11	2	1:43.314	32.391	32.873	38.050	267.3	19:11.891
12	2	1:43.856	32.607	33.131	38.118	267.3	20:55.747
13	2	1:43.434	32.578	32.903	37.953	266.6	22:39.181
14	2	1:48.902 P	32.551	33.068	43.283	267.9	24:28.083
15	1	3:00.864	1:50.813	32.468	37.583		27:28.947
16	1	1:42.196	32.165	32.484	37.547	266.6	29:11.143
17	1	1:42.319	32.211	32.569	37.539	264.7	30:53.462
18	1	1:42.166	32.123	32.550	37.493	266.0	32:35.628
19	1	1:42.427	32.232	32.522	37.673	266.0	34:18.055
20	1	1:43.315	33.192	32.534	37.589	265.3	36:01.370
21	1	1:43.146	32.605	32.478	38.063	266.6	37:44.516
22	1	1:42.832	32.300	32.648	37.884	266.0	39:27.348
23	1	1:43.598	32.371	32.870	38.357	266.0	41:10.946
24	1	1:43.039	32.333	32.728	37.978	267.3	42:53.985
25	1	1:43.471	32.509	32.677	38.285	268.6	44:37.456
26	1	1:42.626	32.334	32.645	37.647	267.3	46:20.082
27	1	1:43.749	32.384	32.745	38.620	267.9	48:03.831
28	1	1:46.462	34.280	33.077	39.105	267.9	49:50.293
29	1	1:43.627	32.367	32.712	38.548	268.6	51:33.920
30	1	1:43.573	32.575	33.031	37.967	267.9	53:17.493
31	1	1:42.645	32.314	32.723	37.608	267.9	55:00.138
32	1	1:42.498	32.274	32.562	37.662	267.3	56:42.636
33	1	1:42.619	32.242	32.672	37.705	269.3	58:25.255
34	1	1:42.678	32.196	32.682	37.800	268.6	1:00:07.933

51 Carl Bennett — Ferrari 296 GT3
PRO — Tommaso Mosca — AF Corse

Lap	D	Time	Sector 1	Sector 2	Sector 3	T. Spd	Elapsed
1	1	1:58.204	43.289	35.409	39.506	214.7	1:58.204
2	1	1:46.532	33.386	34.396	38.750	270.0	3:44.736
3	1	1:44.038	32.718	32.928	38.392	267.3	5:28.774
4	1	1:44.674	32.700	33.143	38.831	268.6	7:13.448
5	1	1:44.507	32.845	33.174	38.488	270.0	8:57.955
6	1	1:44.005	32.833	32.883	38.289	270.0	10:41.960
7	1	1:43.812	32.671	32.843	38.298	269.3	12:25.772
8	1	1:43.603	32.738	32.744	38.121	268.6	14:09.375
9	1	1:43.404	32.426	32.797	38.181	267.9	15:52.779
10	1	1:43.879	32.598	32.785	38.496	267.9	17:36.658
11	1	1:43.668	32.637	32.762	38.269	268.6	19:20.326
12	1	1:44.094	32.825	32.897	38.372	270.0	21:04.420
13	1	1:44.158	32.972	32.819	38.367	268.6	22:48.578
14	1	1:49.423 P	32.587	33.118	43.718	269.3	24:38.001
15	2	2:53.208	1:42.881	32.576	37.751		27:31.209
16	2	1:42.160	32.153	32.406	37.601	267.3	29:13.369
17	2	1:42.381	32.193	32.586	37.602	266.0	30:55.750
18	2	1:42.101	32.065	32.472	37.564	267.9	32:37.851
19	2	1:42.128	32.038	32.457	37.633	267.3	34:19.979
20	2	1:42.749	32.313	32.619	37.817	267.3	36:02.728
21	2	1:43.154	32.536	32.744	37.874	268.6	37:45.882
22	2	1:43.018	32.305	32.652	38.061	268.6	39:28.900
23	2	1:44.197	32.997	32.982	38.218	269.3	41:13.097
24	2	1:43.674	32.364	33.241	38.069	268.6	42:56.771
25	2	1:42.611	32.161	32.676	37.774	268.6	44:39.382
26	2	1:42.750	32.236	32.542	37.972	270.0	46:22.132
27	2	1:43.367	32.360	32.557	38.450	270.0	48:05.499
28	2	1:44.417	32.623	33.443	38.351	270.0	49:49.916
29	2	1:43.731	32.355	32.846	38.530	268.6	51:33.647
30	2	1:43.429	32.773	32.747	37.909	268.6	53:17.076
31	2	1:42.547	32.162	32.623	37.762	267.9	54:59.623
32	2	1:42.458	32.153	32.570	37.735	267.9	56:42.081
33	2	1:42.474	32.224	32.522	37.728	268.6	58:24.555
34	2	1:42.589	32.344	32.496	37.749	269.3	1:00:07.144

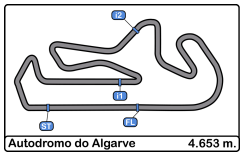

Autodromo Int. do Algarve
International GT Open
Race - 2
Lap Analysis

54 Dexter Müller — Mercedes AMG GT3 EVO
PROAM — Yannick Mettler — SPS Automotive Performance

Lap	D	Time	Sector 1	Sector 2	Sector 3	T. Spd	Elapsed
1	1	2:00.308	43.895	35.599	40.814	214.2	2:00.308
2	1	1:47.190	34.084	33.651	39.455	262.7	3:47.498
3	1	1:46.463	33.469	33.879	39.115	265.3	5:33.961
4	1	1:45.699	33.286	33.659	38.754	264.7	7:19.660
5	1	1:45.887	33.097	34.004	38.786	264.7	9:05.547
6	1	1:45.432	33.179	33.418	38.835	264.0	10:50.979
7	1	1:45.461	33.091	33.591	38.779	266.6	12:36.440
8	1	1:46.073	33.025	33.398	39.650	266.0	14:22.513
9	1	1:44.750	32.940	33.349	38.461	262.1	16:07.263
10	1	1:44.623	32.686	33.676	38.261	265.3	17:51.886
11	1	1:44.991	32.750	33.719	38.522	265.3	19:36.877
12	1	1:45.039	32.822	33.460	38.757	266.0	21:21.916
13	1	1:44.467	32.798	33.311	38.358	264.0	23:06.383
14	1	1:51.259 P	33.113	33.837	44.309	264.7	24:57.642
15	2	2:52.334	1:41.957	33.046	37.331		27:49.976
16	2	1:42.110	32.011	32.723	37.376	267.9	29:32.086
17	2	1:42.953	32.238	33.081	37.634	267.3	31:15.039
18	2	1:43.482	32.589	33.063	37.830	267.9	32:58.521
19	2	1:45.008	33.086	33.457	38.465	269.3	34:43.529
20	2	1:43.421	32.720	33.160	37.541	266.0	36:26.950
21	2	1:42.895	32.235	33.030	37.630	266.0	38:09.845
22	2	1:44.358	32.590	33.221	38.547	266.6	39:54.203
23	2	1:42.557	32.337	32.816	37.404	264.0	41:36.760
24	2	1:43.040	32.371	32.955	37.714	266.6	43:19.800
25	2	1:43.776	32.309	33.014	38.453	267.3	45:03.576
26	2	1:42.533	32.274	32.848	37.411	266.6	46:46.109
27	2	1:42.891	32.308	32.922	37.661	267.3	48:29.000
28	2	1:43.448	32.865	33.176	37.407	267.9	50:12.448
29	2	1:42.937	32.491	32.941	37.505	266.0	51:55.385
30	2	1:42.708	32.343	32.880	37.485	266.0	53:38.093
31	2	1:42.754	32.304	32.899	37.551	266.6	55:20.847
32	2	1:43.773	32.468	33.217	38.088	267.9	57:04.620
33	2	1:43.461	32.650	32.863	37.948	270.0	58:48.081
34	2	1:45.469	33.608	33.228	38.633	272.7	1:00:33.550

55 Laurent De Meeus — Ferrari 296 GT3
PROAM — Vincent Abril — AF Corse

Lap	D	Time	Sector 1	Sector 2	Sector 3	T. Spd	Elapsed
1	2	1:56.106	42.136	34.156	39.814	207.2	1:56.106
2	2	1:47.148	35.163	33.536	38.449	266.0	3:43.254
3	2	1:44.807	32.522	33.536	38.749	267.9	5:28.061
4	2	1:44.217	32.800	32.986	38.431	265.3	7:12.278
5	2	1:43.749	32.527	32.961	38.261	264.7	8:56.027
6	2	1:43.536	32.441	32.940	38.155	264.7	10:39.563
7	2	1:43.831	32.499	33.178	38.154	266.0	12:23.394
8	2	1:43.827	32.599	33.084	38.144	266.0	14:07.221
9	2	1:43.916	32.428	33.098	38.390	264.7	15:51.137
10	2	1:43.999	32.678	32.993	38.328	265.3	17:35.136
11	2	1:43.713	32.452	33.007	38.254	265.3	19:18.849
12	2	1:44.160	32.774	33.028	38.358	267.3	21:03.009
13	2	1:44.190	32.721	33.174	38.295	266.6	22:47.199
14	2	1:44.294	32.649	33.170	38.475	266.0	24:31.493
15	2	1:44.014	32.617	33.097	38.300	264.7	26:15.507
16	2	1:45.185	33.355	33.402	38.428	267.3	28:00.692
17	2	1:43.795	32.460	33.040	38.295	265.3	29:44.487
18	2	1:43.726	32.521	32.988	38.217	266.0	31:28.213
19	2	1:44.333	32.635	33.155	38.543	265.3	33:12.546
20	2	1:48.324 P	32.329	32.768	43.227	264.7	35:00.870
21	1	2:59.172	1:46.099	34.112	38.961		38:00.042
22	1	1:46.927	33.228	33.664	40.035	262.7	39:46.969
23	1	1:45.896	33.145	33.739	39.012	260.2	41:32.865
24	1	1:45.483	33.017	33.468	38.998	261.5	43:18.348
25	1	1:46.831	32.907	33.637	40.287	262.1	45:05.179
26	1	1:45.259	32.875	33.395	38.989	264.0	46:50.438
27	1	1:45.359	32.862	33.398	39.099	263.4	48:35.797
28	1	1:44.969	32.793	33.375	38.801	263.4	50:20.766
29	1	1:46.283	33.020	33.379	39.884	261.5	52:07.049
30	1	1:45.679	32.929	33.759	38.991	263.4	53:52.728
31	1	1:47.281	33.346	33.976	39.959	264.7	55:40.009
32	1	1:46.001	33.526	33.977	38.498	260.2	57:26.010
33	1	1:46.827	33.138	34.784	38.905	265.3	59:12.837
34	1	1:45.543	32.972	33.847	38.724	264.7	1:00:58.380

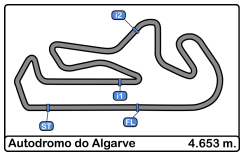

Autodromo Int. do Algarve
International GT Open
Race - 2
Lap Analysis

63 Antoine Doquin — Lamborghini Huracán GT3 EVO2
PRO — Artem Petrov — Oregon Team

Lap	D	Time	Sector 1	Sector 2	Sector 3	T. Spd	Elapsed
1	2	1:56.724	42.501	34.741	39.482	210.5	1:56.724
2	2	1:44.794	32.891	33.464	38.439	262.1	3:41.518
3	2	1:45.601	33.850	33.048	38.703	262.1	5:27.119
4	2	1:44.189	32.757	33.100	38.332	260.2	7:11.308
5	2	1:43.948	32.687	33.089	38.172	261.5	8:55.256
6	2	1:43.662	32.585	32.889	38.188	262.1	10:38.918
7	2	1:43.912	32.750	33.052	38.110	262.7	12:22.830
8	2	1:43.806	32.596	33.050	38.160	262.1	14:06.636
9	2	1:44.118	32.604	33.210	38.304	261.5	15:50.754
10	2	1:43.850	32.618	32.992	38.240	261.5	17:34.604
11	2	1:43.953	32.522	33.085	38.346	263.4	19:18.557
12	2	1:44.055	32.695	33.012	38.348	262.7	21:02.612
13	2	1:44.157	32.765	33.128	38.264	260.8	22:46.769
14	2	1:44.362	32.705	33.210	38.447	262.1	24:31.131
15	2	1:43.844	32.571	33.112	38.161	261.5	26:14.975
16	2	1:45.126	33.449	33.291	38.386	262.7	28:00.101
17	2	1:43.926	32.583	33.154	38.189	262.1	29:44.027
18	2	1:43.864	32.494	33.075	38.295	262.1	31:27.891
19	2	1:49.447 P	32.490	33.294	43.663	262.7	33:17.338
20	1	2:54.870	1:43.202	33.404	38.264		36:12.208
21	1	1:45.472	34.287	33.047	38.138	264.0	37:57.680
22	1	1:43.393	32.486	32.886	38.021	262.1	39:41.073
23	1	1:43.453	32.456	32.856	38.141	259.6	41:24.526
24	1	1:43.607	32.573	32.901	38.133	262.1	43:08.133
25	1	1:43.478	32.481	32.726	38.271	263.4	44:51.611
26	1	1:44.213	32.559	33.193	38.461	263.4	46:35.824
27	1	1:44.156	32.754	32.922	38.480	258.9	48:19.980
28	1	1:43.859	32.667	32.874	38.318	268.6	50:03.839
29	1	1:45.583	32.930	34.322	38.331	263.4	51:49.422
30	1	1:43.908	32.505	33.222	38.181	264.0	53:33.330
31	1	1:45.113	32.736	33.337	39.040	264.7	55:18.443
32	1	1:45.217	33.359	33.405	38.453	262.7	57:03.660
33	1	1:44.287	32.620	33.187	38.480	264.7	58:47.947
34	1	1:45.470	33.539	33.159	38.772	261.5	1:00:33.417

65 Heiko Neumann — Mercedes AMG GT3 EVO
PROAM — Lukas Dunner — Team Motopark

Lap	D	Time	Sector 1	Sector 2	Sector 3	T. Spd	Elapsed
1	2	1:53.801	41.179	33.634	38.988	200.0	1:53.801
2	2	1:44.430	32.762	33.098	38.570	264.7	3:38.231
3	2	1:44.138	32.703	33.032	38.403	265.3	5:22.369
4	2	1:44.102	32.750	32.921	38.431	264.0	7:06.471
5	2	1:43.856	32.652	32.851	38.353	265.3	8:50.327
6	2	1:43.371	32.449	32.827	38.095	266.0	10:33.698
7	2	1:43.281	32.446	32.703	38.132	265.3	12:16.979
8	2	1:43.579	32.643	32.736	38.200	266.0	14:00.558
9	2	1:43.596	32.500	32.910	38.186	264.7	15:44.154
10	2	1:43.217	32.372	32.777	38.068	264.0	17:27.371
11	2	1:43.256	32.407	32.804	38.045	266.0	19:10.627
12	2	1:43.760	32.932	32.844	37.984	266.0	20:54.387
13	2	1:43.525	32.592	32.804	38.129	264.7	22:37.912
14	2	1:43.619	32.583	32.773	38.263	266.6	24:21.531
15	2	1:43.326	32.632	32.702	37.992	264.0	26:04.857
16	2	1:43.613	32.620	32.714	38.279	264.7	27:48.470
17	2	1:43.143	32.410	32.772	37.961	265.3	29:31.613
18	2	1:43.196	32.467	32.732	37.997	265.3	31:14.809
19	2	1:43.601	32.390	32.832	38.379	266.0	32:58.410
20	2	1:50.030 P	33.035	33.216	43.779	267.9	34:48.440
21	1	2:56.566	1:44.093	33.342	39.131		37:45.006
22	1	1:45.435	33.123	33.510	38.802	264.7	39:30.441
23	1	1:44.182	32.791	32.860	38.531	264.0	41:14.623
24	1	1:45.087	33.249	33.415	38.423	266.0	42:59.710
25	1	1:44.526	32.695	33.070	38.761	266.6	44:44.236
26	1	1:45.204	32.811	33.299	39.094	264.7	46:29.440
27	1	1:45.470	33.484	33.097	38.889	264.0	48:14.910
28	1	1:45.470	33.239	33.247	38.984	264.7	50:00.380
29	1	1:44.925	32.864	33.210	38.851	266.0	51:45.305
30	1	1:44.963	32.905	33.064	38.994	266.0	53:30.268
31	1	1:46.479	33.894	33.245	39.340	266.6	55:16.747
32	1	1:48.910	35.008	34.440	39.462	261.5	57:05.657
33	1	1:44.767	32.837	33.281	38.649	267.3	58:50.424
34	1	1:45.922	33.690	33.328	38.904	267.3	1:00:36.346

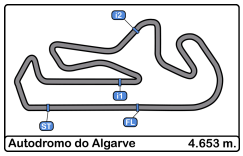

Autodromo Int. do Algarve
International GT Open
Race - 2
Lap Analysis

75	Filip Salaquarda	Audi R8 LMS GT3 EVO II	77	Alfredo Hernández	Mercedes AMG GT3 EVO
PROAM	Libor Milota	Team ISR	AM		BDR Grupo Prom Racing Team

Lap	D	Time	Sector 1	Sector 2	Sector 3	T. Spd	Elapsed	Lap	D	Time	Sector 1	Sector 2	Sector 3	T. Spd	Elapsed
1	1	1:58.950	43.980	35.272	39.698	229.7	1:58.950	1		2:03.464	47.584	35.566	40.314	168.2	2:03.464
2	1	1:47.178	33.451	34.178	39.549	272.0	3:46.128	2		1:47.934	34.757	33.980	39.197	266.0	3:51.398
3	1	1:45.676	33.356	33.254	39.066	267.3	5:31.804	3		1:46.987	33.664	33.988	39.335	268.6	5:38.385
4	1	1:44.819	32.802	33.303	38.714	270.0	7:16.623	4		1:46.293	33.386	33.706	39.201	266.0	7:24.678
5	1	1:44.956	32.906	33.440	38.610	270.6	9:01.579	5		1:46.412	33.424	33.722	39.266	265.3	9:11.090
6	1	1:44.375	32.872	32.970	38.533	268.6	10:45.954	6		1:46.595	33.484	34.030	39.081	265.3	10:57.685
7	1	1:44.357	32.522	33.242	38.593	267.3	12:30.311	7		1:46.072	33.335	33.759	38.978	265.3	12:43.757
8	1	1:44.537	32.649	33.039	38.849	266.6	14:14.848	8		1:47.703	34.507	33.790	39.406	267.9	14:31.460
9	1	1:43.603	32.413	32.826	38.364	263.4	15:58.451	9		1:47.297	33.491	34.657	39.149	260.8	16:18.757
10	1	1:43.263	32.110	32.869	38.284	266.6	17:41.714	10		1:45.947	33.150	33.752	39.045	264.7	18:04.704
11	1	1:43.522	32.305	32.999	38.218	267.3	19:25.236	11		1:47.993	34.321	34.451	39.221	264.0	19:52.697
12	1	1:43.981	32.595	33.177	38.209	268.6	21:09.217	12		1:46.235	33.238	33.874	39.123	263.4	21:38.932
13	1	1:43.658	32.663	32.883	38.112	267.3	22:52.875	13		1:47.150	33.239	33.927	39.984	263.4	23:26.082
14	1	1:43.859	32.585	32.886	38.388	267.3	24:36.734	14		1:47.485	33.407	35.202	38.876	262.7	25:13.567
15	1	1:43.716	32.574	32.881	38.261	267.3	26:20.450	15		1:52.171	P 33.689	33.831	44.651	262.7	27:05.738
16	1	1:45.003	33.259	33.199	38.545	267.3	28:05.453	16		2:56.472	1:43.532	33.656	39.284		30:02.210
17	1	1:49.897	P 32.547	33.623	43.727	267.3	29:55.350	17		1:46.571	33.372	33.843	39.356	263.4	31:48.781
18	2	2:57.640	1:43.720	34.025	39.895		32:52.990	18		1:46.969	33.981	33.820	39.168	264.7	33:35.750
19	2	1:46.413	32.737	34.672	39.004	267.9	34:39.403	19		1:46.321	33.594	33.677	39.050	264.0	35:22.071
20	2	1:43.991	32.521	32.899	38.571	264.7	36:23.394	20		1:46.125	33.717	33.505	38.903	264.0	37:08.196
21	2	1:44.315	32.415	32.912	38.988	266.6	38:07.709	21		1:46.386	33.730	33.726	38.930	262.7	38:54.582
22	2	1:47.045	33.800	33.539	39.706	269.3	39:54.754	22		1:46.137	33.670	33.576	38.891	260.8	40:40.719
23	2	1:44.858	33.121	33.005	38.732	267.9	41:39.612	23		1:46.203	33.578	33.612	39.013	262.7	42:26.922
24	2	1:44.957	32.521	33.765	38.671	266.0	43:24.569	24		1:46.642	33.803	33.994	38.845	263.4	44:13.564
25	2	1:44.346	32.504	33.167	38.675	266.0	45:08.915	25		1:46.367	33.446	34.105	38.816	264.7	45:59.931
26	2	1:44.340	32.777	33.061	38.502	267.9	46:53.255	26		2:27.556	33.524	34.136	1:19.896	264.0	48:27.487
27	2	1:44.012	32.487	32.953	38.572	266.6	48:37.267	27		1:49.826	34.831	34.759	40.236	257.1	50:17.313
28	2	1:44.215	32.568	33.203	38.444	267.3	50:21.482	28		1:47.174	34.022	34.005	39.147	262.1	52:04.487
29	2	1:45.062	32.743	33.134	39.185	267.3	52:06.544	29		1:47.053	33.695	33.770	39.588	264.0	53:51.540
30	2	1:45.232	32.657	33.255	39.320	267.3	53:51.776	30		1:48.898	34.109	34.086	40.703	263.4	55:40.438
31	2	1:44.421	32.890	32.899	38.632	270.0	55:36.197	31		1:49.904	34.537	34.944	40.423	264.0	57:30.342
32	2	1:44.695	32.805	33.107	38.783	266.0	57:20.892	32		2:17.109	33.890	34.403	1:08.816	266.0	59:47.451
33	2	1:44.543	32.698	32.964	38.881	267.9	59:05.435	33		1:47.815	33.788	34.191	39.836	260.2	1:01:35.266
34	2	1:44.691	32.588	33.080	39.023	267.3	1:00:50.126								

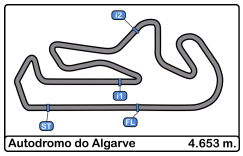

Autodromo Int. do Algarve
International GT Open
Race - 2
Lap Analysis

79 Johannes Zelger — Porsche 911 GT3 R (992)
PROAM — Fabio Babini — Tsunami RT

Lap	D	Time	Sector 1	Sector 2	Sector 3	T. Spd	Elapsed
1	2	1:56.281	42.478	34.355	39.448	213.4	1:56.281
2	2	1:47.377	34.818	33.731	38.828	271.3	3:43.658
3	2	1:44.717	32.662	33.237	38.818	270.6	5:28.375
4	2	1:44.880	32.764	33.038	39.078	268.6	7:13.255
5	2	1:44.468	32.747	33.063	38.658	269.3	8:57.723
6	2	1:43.950	32.546	32.915	38.489	268.6	10:41.673
7	2	1:43.393	32.499	32.590	38.304	267.3	12:25.066
8	2	1:43.759	32.356	32.882	38.521	269.3	14:08.825
9	2	1:43.438	32.423	32.621	38.394	267.3	15:52.263
10	2	1:43.981	32.432	33.043	38.506	267.9	17:36.244
11	2	1:43.723	32.394	32.951	38.378	267.3	19:19.967
12	2	1:43.907	32.338	33.008	38.561	270.0	21:03.874
13	2	1:44.348	32.705	32.895	38.748	269.3	22:48.222
14	2	1:44.326	32.438	33.105	38.783	268.6	24:32.548
15	2	1:43.623	32.389	32.970	38.264	266.6	26:16.171
16	2	1:45.036	32.887	33.515	38.634	267.3	28:01.207
17	2	1:43.839	32.421	32.913	38.505	267.3	29:45.046
18	2	1:49.110 P	32.486	32.946	43.678	267.9	31:34.156
19	1	3:02.349	1:49.755	33.330	39.264		34:36.505
20	1	1:45.772	33.338	33.655	38.779	260.2	36:22.277
21	1	1:45.290	32.972	33.119	39.199	263.4	38:07.567
22	1	1:46.751	33.456	33.894	39.401	266.6	39:54.318
23	1	1:46.328	34.010	33.252	39.066	261.5	41:40.646
24	1	1:45.058	32.743	33.202	39.113	266.6	43:25.704
25	1	1:44.952	32.978	33.138	38.836	266.0	45:10.656
26	1	1:45.303	33.095	33.417	38.791	266.0	46:55.959
27	1	1:45.163	32.968	33.228	38.967	265.3	48:41.122
28	1	1:44.829	32.757	33.284	38.788	267.3	50:25.951
29	1	1:44.790	32.671	33.303	38.816	264.0	52:10.741
30	1	1:45.433	33.314	33.261	38.858	265.3	53:56.174
31	1	1:46.044	33.536	33.848	38.660	264.7	55:42.218
32	1	1:45.607	32.950	33.094	39.563	267.3	57:27.825
33	1	1:45.572	32.952	33.366	39.254	267.3	59:13.397
34	1	1:45.504	32.906	33.636	38.962	268.6	1:00:58.901

80 Luca Ludwig — Ferrari 488 GT3 Evo
PROAM — Iván Velasco — Mertel Motorsport

Lap	D	Time	Sector 1	Sector 2	Sector 3	T. Spd	Elapsed
1	2	1:59.554	43.639	35.304	40.611	220.4	1:59.554
2	2	1:47.667	33.577	33.999	40.091	261.5	3:47.221
3	2	1:46.175	33.533	33.536	39.106	265.3	5:33.396
4	2	1:45.638	33.015	33.618	39.005	263.4	7:19.034
5	2	1:45.728	33.124	33.275	39.329	262.1	9:04.762
6	2	1:45.650	33.193	33.673	38.784	263.4	10:50.412
7	2	1:45.483	33.189	33.588	38.706	266.0	12:35.895
8	2	1:46.913	33.152	33.405	40.356	263.4	14:22.808
9	2	1:46.275	33.494	33.583	39.198	263.4	16:09.083
10	2	1:45.976	33.332	33.632	39.012	263.4	17:55.059
11	2	1:45.619	33.136	33.526	38.957	263.4	19:40.678
12	2	1:45.394	33.086	33.449	38.859	263.4	21:26.072
13	2	1:45.539	33.187	33.500	38.852	264.0	23:11.611
14	2	1:52.018 P	33.255	33.486	45.277	263.4	25:03.629
15	1	2:59.787	1:48.390	33.162	38.235		28:03.416
16	1	1:43.777	32.717	32.943	38.117	263.4	29:47.193
17	1	1:43.936	32.716	32.960	38.260	262.7	31:31.129
18	1	1:44.428	32.523	32.998	38.907	264.7	33:15.557
19	1	1:44.615	33.427	32.948	38.240	267.3	35:00.172
20	1	1:43.877	32.596	33.157	38.124	264.7	36:44.049
21	1	1:43.879	32.599	33.058	38.222	264.7	38:27.928
22	1	1:45.060	32.772	33.207	39.081	266.6	40:12.988
23	1	1:44.105	32.766	33.088	38.251	262.1	41:57.093
24	1	1:43.887	32.715	33.022	38.150	264.7	43:40.980
25	1	1:43.557	32.625	32.993	37.939	265.3	45:24.537
26	1	1:43.692	32.687	33.015	37.990	265.3	47:08.229
27	1	1:43.810	32.664	32.993	38.153	265.3	48:52.039
28	1	1:43.660	32.666	32.921	38.073	265.3	50:35.699
29	1	1:43.929	32.541	33.103	38.285	263.4	52:19.628
30	1	1:43.916	32.682	33.154	38.080	264.0	54:03.544
31	1	1:43.957	32.587	33.252	38.118	265.3	55:47.501
32	1	1:43.927	32.571	33.148	38.208	266.6	57:31.428
33	1	1:44.572	32.999	33.247	38.326	266.0	59:16.000
34	1	1:43.898	32.825	32.934	38.139	266.0	1:00:59.898

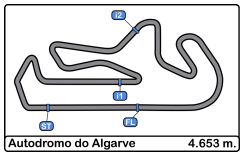

Autodromo Int. do Algarve
International GT Open
Race - 2
Lap Analysis

82 Marcelo Ramírez — Mercedes AMG GT3 EVO
PRO — Ralf Aron — GetSpeed

Lap	D	Time	Sector 1	Sector 2	Sector 3	T. Spd	Elapsed
1	2	1:50.756	39.572	33.162	38.022	208.0	1:50.756
2	2	1:43.177	32.372	32.859	37.946	266.0	3:33.933
3	2	1:43.080	32.453	32.787	37.840	266.6	5:17.013
4	2	1:43.249	32.480	32.779	37.990	264.7	7:00.262
5	2	1:42.974	32.467	32.678	37.829	264.0	8:43.236
6	2	1:43.296	32.476	32.874	37.946	265.3	10:26.532
7	2	1:42.959	32.377	32.681	37.901	266.6	12:09.491
8	2	1:43.294	32.304	32.914	38.076	264.7	13:52.785
9	2	1:43.711	32.566	32.952	38.193	265.3	15:36.496
10	2	1:43.512	32.531	32.890	38.091	264.7	17:20.008
11	2	1:43.285	32.442	32.812	38.031	266.6	19:03.293
12	2	1:43.539	32.393	32.951	38.195	266.6	20:46.832
13	2	1:43.648	32.718	32.899	38.031	266.6	22:30.480
14	2	1:43.534	32.527	32.870	38.137	266.0	24:14.014
15	2	1:43.528	32.452	33.058	38.018	265.3	25:57.542
16	2	1:43.011	32.355	32.826	37.830	266.6	27:40.553
17	2	1:43.173	32.305	32.941	37.927	267.9	29:23.726
18	2	1:43.068	32.444	32.881	37.743	266.0	31:06.794
19	2	1:43.348	32.403	33.029	37.916	267.3	32:50.142
20	2	1:48.150 P	32.760	32.989	42.401	266.6	34:38.292
21	1	2:59.645	1:45.856	34.531	39.258		37:37.937
22	1	1:45.350	32.970	33.375	39.005	263.4	39:23.287
23	1	1:48.406	34.333	34.722	39.351	258.9	41:11.693
24	1	1:45.981	33.355	34.016	38.610	266.6	42:57.674
25	1	1:44.266	32.871	33.342	38.053	267.9	44:41.940
26	1	1:44.771	32.926	33.451	38.394	267.9	46:26.711
27	1	1:46.401	32.953	33.471	39.977	264.0	48:13.112
28	1	1:45.216	32.935	33.547	38.734	265.3	49:58.328
29	1	1:44.628	32.890	33.565	38.173	264.7	51:42.956
30	1	1:44.658	32.682	33.596	38.380	266.6	53:27.614
31	1	1:45.275	33.655	33.541	38.079	265.3	55:12.889
32	1	1:45.202	33.441	33.415	38.346	265.3	56:58.091
33	1	1:46.074	32.845	33.914	39.315	267.9	58:44.165
34	1	1:47.157	33.475	34.693	38.989	264.7	1:00:31.322

86 Audunn Gudmundsson — Porsche 911 GT3 R (992)
AM — Thorvaldur Gissurarson — Team Thor

Lap	D	Time	Sector 1	Sector 2	Sector 3	T. Spd	Elapsed
1	2	2:03.325	47.033	35.951	40.341	214.7	2:03.325
2	2	1:50.109	34.483	35.646	39.980	264.7	3:53.434
3	2	1:48.753	34.214	34.689	39.850	263.4	5:42.187
4	2	1:47.805	33.884	34.405	39.516	262.1	7:29.992
5	2	1:46.771	33.260	34.467	39.044	264.0	9:16.763
6	2	1:46.301	33.316	33.862	39.123	264.0	11:03.064
7	2	1:47.712	33.378	34.106	40.228	264.7	12:50.776
8	2	1:46.882	33.356	34.293	39.233	263.4	14:37.658
9	2	1:46.362	33.279	34.048	39.035	264.0	16:24.020
10	2	1:46.452	33.106	34.110	39.236	265.3	18:10.472
11	2	1:46.450	33.189	33.785	39.476	264.7	19:56.922
12	2	1:46.340	33.178	33.927	39.235	264.7	21:43.262
13	2	1:46.156	33.249	33.946	38.961	265.3	23:29.418
14	2	1:54.481 P	33.595	34.169	46.717	265.3	25:23.899
15	1	2:56.292	1:44.513	33.304	38.475		28:20.191
16	1	1:44.429	32.892	33.394	38.143	264.7	30:04.620
17	1	1:44.383	32.827	33.497	38.059	266.6	31:49.003
18	1	1:44.503	33.027	33.145	38.331	269.3	33:33.506
19	1	1:44.536	32.790	33.354	38.392	266.0	35:18.042
20	1	1:44.974	32.838	33.435	38.701	267.3	37:03.016
21	1	1:43.806	32.717	33.081	38.008	265.3	38:46.822
22	1	1:44.823	33.039	33.528	38.256	266.0	40:31.645
23	1	1:44.568	32.669	33.490	38.409	266.6	42:16.213
24	1	1:44.624	32.728	33.454	38.442	267.9	44:00.837
25	1	1:45.950	32.858	33.590	39.502	267.3	45:46.787
26	1	1:46.630	32.729	33.463	40.438	267.9	47:33.417
27	1	1:45.383	33.382	33.503	38.498	267.3	49:18.800
28	1	1:45.014	32.969	33.401	38.644	266.6	51:03.814
29	1	1:44.714	32.682	33.671	38.361	266.0	52:48.528
30	1	1:44.396	32.510	33.406	38.480	267.3	54:32.924
31	1	1:44.457	32.870	33.291	38.296	267.3	56:17.381
32	1	1:45.699	33.035	33.846	38.818	269.3	58:03.080
33	1	1:45.395	32.990	33.502	38.903	267.3	59:48.475
34	1	1:46.906	33.198	34.015	39.693	267.3	1:01:35.381

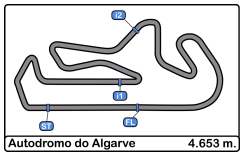

Autodromo Int. do Algarve
International GT Open
Race - 2
Lap Analysis

108 Ameerh Naran — Mercedes AMG GT3 EVO
AM — GetSpeed

Lap	D	Time	Sector 1	Sector 2	Sector 3	T. Spd	Elapsed
1		2:01.724	45.837	35.717	40.170	219.9	2:01.724
2		1:47.663	34.111	34.271	39.281	265.3	3:49.387
3		1:46.481	33.397	33.956	39.128	266.0	5:35.868
4		1:46.376	33.110	34.232	39.034	266.0	7:22.244
5		1:47.135	33.747	34.244	39.144	263.4	9:09.379
6		1:46.316	33.341	33.887	39.088	262.1	10:55.695
7		1:46.282	33.275	34.184	38.823	259.6	12:41.977
8		1:45.861	33.138	33.650	39.073	267.9	14:27.838
9		1:46.298	33.775	33.570	38.953	260.8	16:14.136
10		1:46.456	33.482	33.823	39.151	264.0	18:00.592
11		1:46.017	33.375	33.574	39.068	263.4	19:46.609
12		1:46.168	33.262	33.662	39.244	264.0	21:32.777
13		1:46.159	33.121	34.112	38.926	264.7	23:18.936
14		1:53.013 P	33.340	33.810	45.863	263.4	25:11.949
15		2:57.396	1:44.313	33.798	39.285		28:09.345
16		1:45.580	33.180	33.563	38.837	262.1	29:54.925
17		1:45.676	32.923	33.774	38.979	260.8	31:40.601
18		1:46.696	33.996	33.845	38.855	258.9	33:27.297
19		1:45.313	33.187	33.402	38.724	264.0	35:12.610
20		1:45.754	32.984	33.874	38.896	262.1	36:58.364
21		1:45.445	33.149	33.510	38.786	261.5	38:43.809
22		1:45.519	32.978	33.651	38.890	260.8	40:29.328
23		1:45.506	32.979	33.738	38.789	262.1	42:14.834
24		1:45.273	33.199	33.603	38.471	266.0	44:00.107
25		1:45.716	32.856	33.626	39.234	265.3	45:45.823
26		1:47.453	33.116	33.613	40.724	264.7	47:33.276
27		1:46.318	34.055	33.570	38.693	264.0	49:19.594
28		1:45.226	33.091	33.407	38.728	261.5	51:04.820
29		1:44.726	32.960	33.308	38.458	264.7	52:49.546
30		1:44.994	33.279	33.091	38.624	267.3	54:34.540
31		1:44.804	33.216	33.073	38.515	263.4	56:19.344
32		1:45.596	33.293	32.992	39.311	263.4	58:04.940
33		1:45.364	33.185	33.486	38.693	266.0	59:50.304
34		1:45.721	33.770	33.501	38.450	266.0	1:01:36.025

188 Mark Sansom — McLaren 720S GT3 EVO
AM — Miguel Ramos — Garage 59

Lap	D	Time	Sector 1	Sector 2	Sector 3	T. Spd	Elapsed
1	1	2:02.594	46.080	35.894	40.620	218.1	2:02.594
2	1	1:48.424	34.223	34.463	39.738	261.5	3:51.018
3	1	1:46.373	33.533	33.836	39.004	264.7	5:37.391
4	1	1:46.819	33.824	33.918	39.077	262.7	7:24.210
5	1	1:46.319	33.283	33.567	39.469	262.7	9:10.529
6	1	1:46.256	33.514	33.881	38.861	264.0	10:56.785
7	1	1:46.282	33.296	34.159	38.827	264.7	12:43.067
8	1	1:45.887	33.731	33.454	38.702	263.4	14:28.954
9	1	1:46.314	33.810	33.560	38.944	264.7	16:15.268
10	1	1:47.217	34.159	34.060	38.998	259.6	18:02.485
11	1	1:45.547	33.158	33.505	38.884	262.1	19:48.032
12	1	1:46.029	33.270	33.638	39.121	264.7	21:34.061
13	1	1:46.376	33.165	33.822	39.389	264.0	23:20.437
14	1	1:53.381 P	33.257	34.080	46.044	262.1	25:13.818
15	2	2:57.369	1:45.516	33.558	38.295		28:11.187
16	2	1:44.557	33.322	33.339	37.896	264.7	29:55.744
17	2	1:44.912	32.684	33.668	38.560	265.3	31:40.656
18	2	1:44.777	32.996	33.655	38.126	263.4	33:25.433
19	2	1:44.299	32.713	33.430	38.156	264.7	35:09.732
20	2	1:43.501	32.510	33.048	37.943	264.7	36:53.233
21	2	1:43.497	32.529	32.962	38.006	263.4	38:36.730
22	2	1:43.665	32.532	33.131	38.002	264.7	40:20.395
23	2	1:43.920	32.694	33.129	38.097	264.7	42:04.315
24	2	1:44.207	32.540	33.444	38.223	264.7	43:48.522
25	2	1:44.597	32.574	33.889	38.134	267.3	45:33.119
26	2	1:43.473	32.529	33.083	37.861	265.3	47:16.592
27	2	1:43.677	32.532	33.206	37.939	266.0	49:00.269
28	2	1:44.010	32.550	33.243	38.217	265.3	50:44.279
29	2	1:44.252	32.758	33.254	38.240	264.7	52:28.531
30	2	1:44.039	32.721	33.373	37.945	265.3	54:12.570
31	2	1:44.430	32.945	33.343	38.142	265.3	55:57.000
32	2	1:44.566	32.846	33.539	38.181	265.3	57:41.566
33	2	1:44.862	32.751	33.528	38.583	266.0	59:26.428
34	2	1:45.319	33.018	33.782	38.519	265.3	1:01:11.747

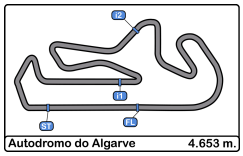

Autodromo Int. do Algarve
International GT Open
Race - 2
Lap Analysis

777 Marcin Jedliński Ferrari 296 GT3

PROAM Karol Basz Olimp Racing

Lap	D	Time	Sector 1	Sector 2	Sector 3	T. Spd	Elapsed
1	1	2:01.277	45.229	35.703	40.345	213.8	2:01.277
2	1	1:49.377	34.084	35.309	39.984	267.9	3:50.654
3	1	1:46.635	33.153	33.991	39.491	264.7	5:37.289
4	1	1:45.570	33.294	33.475	38.801	266.6	7:22.859
5	1	1:47.329	33.652	33.980	39.697	268.6	9:10.188
6	1	1:46.062	33.383	33.522	39.157	265.3	10:56.250
7	1	1:46.724	33.255	34.106	39.363	267.9	12:42.974
8	1	1:45.486	32.992	33.551	38.943	264.0	14:28.460
9	1	1:46.845	33.673	33.513	39.659	267.3	16:15.305
10	1	1:46.209	33.759	33.658	38.792	262.1	18:01.514
11	1	1:45.843	33.037	33.559	39.247	266.6	19:47.357
12	1	1:46.149	32.897	33.503	39.749	266.0	21:33.506
13	1	1:46.103	33.167	33.784	39.152	266.6	23:19.609
14	1	1:53.446 P	33.237	33.872	46.337	266.0	25:13.055
15	2	2:52.888	1:42.486	32.595	37.807		28:05.943
16	2	1:42.749	32.219	32.914	37.616	269.3	29:48.692
17	2	1:43.213	32.176	32.403	38.634	267.3	31:31.905
18	2	1:43.533	32.451	32.400	38.682	270.0	33:15.438
19	2	1:42.625	32.125	32.549	37.951	268.6	34:58.063
20	2	1:42.844	32.333	32.702	37.809	266.6	36:40.907
21	2	1:43.619	32.234	32.968	38.417	267.3	38:24.526
22	2	1:42.851	32.273	32.558	38.020	266.0	40:07.377
23	2	1:42.930	32.257	32.621	38.052	266.6	41:50.307
24	2	1:43.071	32.344	32.715	38.012	268.6	43:33.378
25	2	1:42.807	32.346	32.589	37.872	267.9	45:16.185
26	2	1:42.788	32.340	32.533	37.915	268.6	46:58.973
27	2	1:43.128	32.511	32.559	38.058	268.6	48:42.101
28	2	1:45.063	32.925	33.433	38.705	268.6	50:27.164
29	2	1:45.231	33.095	33.105	39.031	269.3	52:12.395
30	2	1:44.149	33.055	32.676	38.418	271.3	53:56.544
31	2	1:44.087	33.250	32.869	37.968	270.6	55:40.631
32	2	1:43.766	32.951	32.941	37.874	270.6	57:24.397
33	2	1:42.977	32.395	32.422	38.160	269.3	59:07.374
34	2	1:43.228	32.477	32.734	38.017	270.0	1:00:50.602

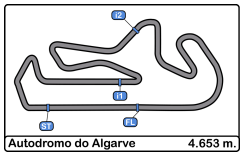

Autodromo Int. do Algarve
International GT Open
Race - 2
Analysis by Lap

Num	Lap Time	Gap
Lap 1		
31	1:49.981	
82	1:50.756	00.775
1	1:51.480	01.499
18	1:52.234	02.253
20	1:52.364	02.383
11	1:53.322	03.341
65	1:53.801	03.820
4	1:54.068	04.087
33	1:54.508	04.527
28	1:54.994	05.013
17	1:55.284	05.303
5	1:55.682	05.701
55	1:56.106	06.125
79	1:56.281	06.300
63	1:56.724	06.743
13	1:57.257	07.276
19	1:57.677	07.696
9	1:58.021	08.040
51	1:58.204	08.223
21	1:58.728	08.747
75	1:58.950	08.969
80	1:59.554	09.573
54	2:00.308	10.327
6	2:00.401	10.420
26	2:00.502	10.521
10	2:00.800	10.819
777	2:01.277	11.296
108	2:01.724	11.743
188	2:02.594	12.613
86	2:03.325	13.344
77	2:03.464	13.483
Num	**Lap Time**	**Gap**
Lap 2		
31	1:42.824	
82	1:43.177	01.128
1	1:43.169	01.844
18	1:43.912	03.341
20	1:44.341	03.900
11	1:44.577	05.094
65	1:44.430	05.426
4	1:44.603	05.866
33	1:44.834	06.537
28	1:44.955	07.144
17	1:45.102	07.581
5	1:45.766	08.643
63	1:44.794	08.713
13	1:45.075	09.527
55	1:47.148	10.449
79	1:47.377	10.853
19	1:46.951	11.823
51	1:46.532	11.931
9	1:47.026	12.242
21	1:47.348	13.271
75	1:47.178	13.323
6	1:45.894	13.490
80	1:47.667	14.416
54	1:47.190	14.693
10	1:47.323	15.318
26	1:48.640	16.337
108	1:47.663	16.582
777	1:49.377	17.849
188	1:48.424	18.213
77	1:47.934	18.593
86	1:50.109	20.629
Num	**Lap Time**	**Gap**
Lap 3		
31	1:42.633	
82	1:43.080	01.575
1	1:43.385	02.596
18	1:43.282	03.990
20	1:43.272	04.539
11	1:44.353	06.814
65	1:44.138	06.931
4	1:44.199	07.432
33	1:44.109	08.013
28	1:44.286	08.797
17	1:44.161	09.109
5	1:44.587	10.597
63	1:45.601	11.681
13	1:45.338	12.232
55	1:44.807	12.623
79	1:44.717	12.937
51	1:44.038	13.336
19	1:45.501	14.691
9	1:45.338	14.947
21	1:44.793	15.431
6	1:44.965	15.822
75	1:45.676	16.366
80	1:46.175	17.958
54	1:46.463	18.523
10	1:46.918	19.603
26	1:46.214	19.918
108	1:46.481	20.430
777	1:46.635	21.851
188	1:46.373	21.953
77	1:46.987	22.947
86	1:48.753	26.749
Num	**Lap Time**	**Gap**
Lap 4		
31	1:42.573	
82	1:43.249	02.251
1	1:43.429	03.452
20	1:43.088	05.054
18	1:44.349	05.766
11	1:43.837	08.078
65	1:44.102	08.460
4	1:43.952	08.811
33	1:44.114	09.554
28	1:44.092	10.316
17	1:44.000	10.536
5	1:43.668	11.692
63	1:44.189	13.297
55	1:44.217	14.267
13	1:45.205	14.864
79	1:44.880	15.244
51	1:44.674	15.437
19	1:45.111	17.229
9	1:44.999	17.373
6	1:44.475	17.724
21	1:45.393	18.251
75	1:44.819	18.612
80	1:45.638	21.023
54	1:45.699	21.649
10	1:46.537	23.567
26	1:46.582	23.927
108	1:46.376	24.233
777	1:45.570	24.848
188	1:46.819	26.199
77	1:46.293	26.667
86	1:47.805	31.981
Num	**Lap Time**	**Gap**
Lap 5		
31	1:42.474	
82	1:42.974	02.751
1	1:42.738	03.716
20	1:42.958	05.538
18	1:42.860	06.152
11	1:43.695	09.299
65	1:43.856	09.842
4	1:43.995	10.332
33	1:43.598	10.678
17	1:43.379	11.441
28	1:44.319	12.161
5	1:43.674	12.892
63	1:43.948	14.771
55	1:43.749	15.542
13	1:44.395	16.785
79	1:44.468	17.238
51	1:44.507	17.470
6	1:43.870	19.120
19	1:45.173	19.928
9	1:45.688	20.587
75	1:44.956	21.094
21	1:45.718	21.495
80	1:45.728	24.277
54	1:45.887	25.062
10	1:45.935	27.028
26	1:46.282	27.735
108	1:47.135	28.894
777	1:47.329	29.703
188	1:46.319	30.044
77	1:46.412	30.605
86	1:46.771	36.278
Num	**Lap Time**	**Gap**
Lap 6		
31	1:42.253	
82	1:43.296	03.794
1	1:43.000	04.463
20	1:42.749	06.034
18	1:42.905	06.804
11	1:43.428	10.474
65	1:43.371	10.960
4	1:43.381	11.460
33	1:43.692	12.117
17	1:43.447	12.635
28	1:43.880	13.788
5	1:43.831	14.470
63	1:43.662	16.180
55	1:43.536	16.825
13	1:43.912	18.444
79	1:43.950	18.935
51	1:44.005	19.222
6	1:42.975	19.842
19	1:44.806	22.481
75	1:44.375	23.216
21	1:44.426	23.668
9	1:47.299	25.633
80	1:45.650	27.674
54	1:45.432	28.241
10	1:46.664	31.439
26	1:46.543	32.025
108	1:46.316	32.957
777	1:46.062	33.512
188	1:46.256	34.047
77	1:46.595	34.947
86	1:46.301	40.326
Num	**Lap Time**	**Gap**
Lap 7		
31	1:42.291	
82	1:42.959	04.462
1	1:42.892	05.064
20	1:42.767	06.510
18	1:42.685	07.198
11	1:43.342	11.525
65	1:43.281	11.950
4	1:43.366	12.535
33	1:43.490	13.316
17	1:43.358	13.702
28	1:43.403	14.900
5	1:43.509	15.688
63	1:43.912	17.801
55	1:43.831	18.365
13	1:43.399	19.552
79	1:43.393	20.037
51	1:43.812	20.743
6	1:43.536	21.087
19	1:44.326	24.516
75	1:44.357	25.282
21	1:44.220	25.597
9	1:44.641	27.983
80	1:45.483	30.866
54	1:45.461	31.411
10	1:45.786	34.934
26	1:45.912	35.646
108	1:46.282	36.948
777	1:46.724	37.945
188	1:46.282	38.038
77	1:46.072	38.728
86	1:47.712	45.747
Num	**Lap Time**	**Gap**
Lap 8		
31	1:42.437	
82	1:43.294	05.319
1	1:43.036	05.663
20	1:42.792	06.865
18	1:42.867	07.628
11	1:43.560	12.648
65	1:43.579	13.092
4	1:43.536	13.634
33	1:43.385	14.264
17	1:43.907	15.172
28	1:43.552	16.015
5	1:43.448	16.699
63	1:43.806	19.170
55	1:43.827	19.755
13	1:43.371	20.486
79	1:43.759	21.359
51	1:43.603	21.909
6	1:43.631	22.281
75	1:44.537	27.382
19	1:45.843	27.922
21	1:44.956	28.116
9	1:45.263	30.809
54	1:46.073	35.047
80	1:46.913	35.342
10	1:45.406	37.903
26	1:45.552	38.761
108	1:45.861	40.372
777	1:45.486	40.994
188	1:45.887	41.488
77	1:47.703	43.994
86	1:46.882	50.192
Num	**Lap Time**	**Gap**
Lap 9		
31	1:42.338	
82	1:43.711	06.692
1	1:43.644	06.969
20	1:43.149	07.676
18	1:42.927	08.217
11	1:43.450	13.760
65	1:43.596	14.350
4	1:43.524	14.820
33	1:43.466	15.392
17	1:43.725	16.559
28	1:43.685	17.362
5	1:43.663	18.024
63	1:44.118	20.950
55	1:43.916	21.333
13	1:43.757	21.905
79	1:43.438	22.459
51	1:43.404	22.975
6	1:43.600	23.543
75	1:43.603	28.647
19	1:44.626	30.210

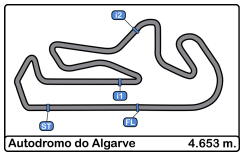

Autodromo Int. do Algarve
International GT Open
Race - 2
Analysis by Lap

Num	Lap Time	Gap
21	1:44.813	30.591
9	1:44.849	33.320
54	1:44.750	37.459
80	1:46.275	39.279
10	1:45.407	40.972
26	1:44.772	41.195
108	1:46.298	44.332
188	1:46.314	45.464
777	1:46.845	45.501
77	1:47.297	48.953
86	1:46.362	54.216
Num	**Lap Time**	**Gap**
Lap 10		
31	1:42.458	
82	1:43.512	07.746
1	1:43.517	08.028
20	1:43.350	08.568
18	1:43.232	08.991
11	1:43.386	14.688
65	1:43.217	15.109
4	1:43.418	15.780
33	1:43.381	16.315
17	1:43.427	17.528
28	1:43.628	18.532
5	1:43.843	19.409
63	1:43.850	22.342
55	1:43.999	22.874
13	1:43.852	23.299
79	1:43.981	23.982
51	1:43.879	24.396
6	1:43.817	24.902
75	1:43.263	29.452
19	1:44.510	32.262
21	1:44.255	32.388
9	1:44.778	35.640
54	1:44.623	39.624
80	1:45.976	42.797
10	1:45.370	43.884
26	1:45.667	44.404
108	1:46.456	48.330
777	1:46.209	49.252
188	1:47.217	50.223
77	1:45.947	52.442
86	1:46.452	58.210
Num	**Lap Time**	**Gap**
Lap 11		
31	1:42.485	
82	1:43.285	08.546
1	1:43.304	08.847
20	1:43.265	09.348
18	1:43.340	09.846
11	1:43.226	15.429
65	1:43.256	15.880
4	1:43.329	16.624
33	1:43.314	17.144
17	1:43.364	18.407
28	1:43.436	19.483

Num	Lap Time	Gap
5	1:43.782	20.706
63	1:43.953	23.810
55	1:43.713	24.102
13	1:43.963	24.777
79	1:43.723	25.220
51	1:43.668	25.579
6	1:43.605	26.022
75	1:43.522	30.489
19	1:44.382	34.159
21	1:44.656	34.559
9	1:45.325	38.480
54	1:44.991	42.130
80	1:45.619	45.931
10	1:45.197	46.596
26	1:45.271	47.190
108	1:46.017	51.862
777	1:45.843	52.610
188	1:45.547	53.285
77	1:47.993	57.950
86	1:46.450	1:02.175
Num	**Lap Time**	**Gap**
Lap 12		
31	1:42.356	
82	1:43.539	09.729
1	1:43.529	10.020
20	1:43.614	10.606
18	1:43.553	11.043
11	1:43.792	16.865
65	1:43.760	17.284
4	1:43.819	18.087
33	1:43.856	18.644
17	1:43.579	19.630
28	1:43.564	20.691
5	1:44.009	22.359
63	1:44.055	25.509
55	1:44.160	25.906
13	1:43.910	26.331
79	1:43.907	26.771
51	1:44.094	27.317
6	1:44.256	27.922
75	1:43.981	32.114
19	1:44.611	36.414
21	1:44.375	36.578
9	1:45.534	41.658
54	1:45.039	44.813
80	1:45.394	48.969
10	1:45.454	49.694
26	1:45.630	50.464
108	1:46.168	55.674
777	1:46.149	56.403
188	1:46.029	56.958
77	1:46.235	1:01.829
86	1:46.340	1:06.159
Num	**Lap Time**	**Gap**
Lap 13		
31	1:42.483	
82	1:43.648	10.894

Num	Lap Time	Gap
1	1:43.684	11.221
20	1:44.044	12.167
18	1:44.058	12.618
11	1:43.243	17.625
65	1:43.525	18.326
4	1:43.346	18.950
33	1:43.434	19.595
17	1:43.436	20.583
28	1:43.525	21.733
5	1:43.819	23.695
63	1:44.157	27.183
55	1:44.190	27.613
13	1:44.252	28.100
79	1:44.348	28.636
51	1:44.158	28.992
6	1:43.921	29.360
75	1:43.658	33.289
19	1:45.662	39.593
21	1:45.743	39.838
9	1:44.572	43.747
54	1:44.467	46.797
80	1:45.539	52.025
10	1:45.448	52.659
26	1:45.262	53.243
108	1:46.159	59.350
777	1:46.103	1:00.023
188	1:46.376	1:00.851
77	1:47.150	1:06.496
86	1:46.156	1:09.832
Num	**Lap Time**	**Gap**
Lap 14		
31	1:42.502	
82	1:43.534	11.926
1	1:43.543	12.262
20	1:43.231	12.896
18	1:43.387	13.503
65	1:43.619	19.443
4	1:43.586	20.034
28	1:43.669	22.900
11	1:49.463	24.586
5	1:43.873	25.066
33	1:48.902	25.995
17	1:49.075	27.156
63	1:44.362	29.043
55	1:44.294	29.405
79	1:44.326	30.460
6	1:44.081	30.939
75	1:43.859	34.646
13	1:49.442	35.040
51	1:49.423	35.913
19	1:44.838	41.929
21	1:44.834	42.170
9	1:51.329	52.574
54	1:51.259	55.554
80	1:52.018	1:01.541
10	1:52.627	1:02.784
26	1:53.158	1:03.899

Num	Lap Time	Gap
108	1:53.013	1:09.861
777	1:53.446	1:10.967
77	1:47.485	1:11.479
188	1:53.381	1:11.730
86	1:54.481	1:21.811
Num	**Lap Time**	**Gap**
Lap 15		
31	1:42.616	
82	1:43.528	12.838
20	1:43.471	13.751
18	1:43.375	14.262
1	1:48.742	18.388
65	1:43.326	20.153
28	1:43.463	23.747
4	1:48.256	25.674
5	1:43.772	26.222
63	1:43.844	30.271
55	1:44.014	30.803
79	1:43.623	31.467
6	1:43.585	31.908
75	1:43.716	35.746
19	1:44.566	43.879
21	1:44.630	44.184
77	1:52.171	1:21.034
17	2:52.414	1:36.954
11	2:55.258	1:37.228
Num	**Lap Time**	**Gap**
Lap 16		
31	1:42.523	
33	3:00.864	1 Lap
51	2:53.208	1 Lap
13	2:55.149	1 Lap
82	1:43.011	13.326
20	1:43.023	14.251
18	1:43.254	14.993
9	2:52.467	1 Lap
65	1:43.613	21.243
54	2:52.334	1 Lap
28	1:43.694	24.918
5	1:44.207	27.906
63	1:45.126	32.874
55	1:45.185	33.465
79	1:45.036	33.980
26	2:55.444	1 Lap
6	1:45.286	34.671
80	2:59.787	1 Lap
10	2:59.254	1 Lap
75	1:45.003	38.226
777	2:52.888	1 Lap
108	2:57.396	1 Lap
188	2:57.369	1 Lap
19	1:44.800	46.156
21	1:44.705	46.366
86	2:56.292	1 Lap
1	2:57.957	1:33.822
4	2:52.294	1:35.445
17	1:43.125	1:37.556

Num	Lap Time	Gap
11	1:43.061	1:37.766
Num	**Lap Time**	**Gap**
Lap 17		
31	1:42.395	
33	1:42.196	1 Lap
51	1:42.160	1 Lap
13	1:42.639	1 Lap
82	1:43.173	14.104
20	1:42.944	14.800
18	1:42.893	15.491
9	1:42.193	1 Lap
65	1:43.143	21.991
54	1:42.110	1 Lap
28	1:43.517	26.040
5	1:44.074	29.585
63	1:43.926	34.405
55	1:43.795	34.865
79	1:43.839	35.424
26	1:43.852	1 Lap
80	1:43.777	1 Lap
10	1:43.406	1 Lap
777	1:42.749	1 Lap
6	1:49.519	41.795
108	1:45.580	1 Lap
75	1:49.897	45.728
188	1:44.557	1 Lap
21	1:45.039	49.010
77	2:56.472	1 Lap
19	1:50.641	54.402
86	1:44.429	1 Lap
1	1:43.625	1:35.052
4	1:42.949	1:35.999
17	1:42.877	1:38.038
11	1:42.965	1:38.336
Num	**Lap Time**	**Gap**
Lap 18		
31	1:42.674	
33	1:42.319	1 Lap
51	1:42.381	1 Lap
13	1:42.831	1 Lap
82	1:43.068	14.498
20	1:43.123	15.249
18	1:43.139	15.956
9	1:41.806	1 Lap
65	1:43.196	22.513
54	1:42.953	1 Lap
28	1:43.575	26.941
5	1:44.076	30.987
63	1:43.864	35.595
55	1:43.726	35.917
26	1:44.160	1 Lap
80	1:43.936	1 Lap
10	1:44.241	1 Lap
777	1:43.213	1 Lap
79	1:49.110	41.860
108	1:45.676	1 Lap
188	1:44.912	1 Lap

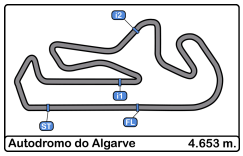

Autodromo Int. do Algarve
International GT Open
Race - 2
Analysis by Lap

Num	Lap Time	Gap
21	1:43.254	49.590
77	1:46.571	1 Lap
86	1:44.383	1 Lap
1	1:43.448	1:35.826
4	1:42.701	1:36.026
11	1:42.972	1:38.634
17	1:43.863	1:39.227
Num	**Lap Time**	**Gap**
Lap 19		
31	1:42.370	
33	1:42.166	1 Lap
51	1:42.101	1 Lap
13	1:42.570	1 Lap
6	2:52.961	1 Lap
82	1:43.348	15.476
20	1:44.873	17.752
75	2:57.640	1 Lap
9	1:42.281	1 Lap
18	1:48.037	21.623
19	2:53.993	1 Lap
65	1:43.601	23.744
54	1:43.482	1 Lap
5	1:44.220	32.837
28	1:48.786	33.357
55	1:44.333	37.880
26	1:43.379	1 Lap
777	1:43.533	1 Lap
80	1:44.428	1 Lap
10	1:43.981	1 Lap
63	1:49.447	42.672
188	1:44.777	1 Lap
108	1:46.696	1 Lap
21	1:45.740	52.960
86	1:44.503	1 Lap
77	1:46.969	1 Lap
1	1:43.330	1:36.786
4	1:43.393	1:37.049
11	1:42.246	1:38.510
17	1:42.827	1:39.684
33	1:42.427	1:43.389
51	1:42.128	1:45.313
Num	**Lap Time**	**Gap**
Lap 20		
31	1:48.707	
13	1:43.461	1 Lap
6	1:42.843	1 Lap
79	3:02.349	1 Lap
9	1:43.930	1 Lap
82	1:48.150	14.919
75	1:46.413	1 Lap
20	1:49.371	18.416
19	1:45.205	1 Lap
54	1:45.008	1 Lap
65	1:50.030	25.067
26	1:43.548	1 Lap
5	1:49.295	33.425
777	1:42.625	1 Lap

Num	Lap Time	Gap
10	1:43.346	1 Lap
80	1:44.615	1 Lap
55	1:48.324	37.497
188	1:44.299	1 Lap
108	1:45.313	1 Lap
86	1:44.536	1 Lap
21	1:51.475	55.728
77	1:46.321	1 Lap
1	1:43.802	1:31.881
4	1:43.800	1:32.142
11	1:43.360	1:33.163
18	3:00.334	1:33.250
17	1:42.919	1:33.896
33	1:43.315	1:37.997
51	1:42.749	1:39.355
28	2:56.954	1:41.604
13	1:42.967	1:43.372
63	2:54.870	1:48.835
6	1:45.152	1:49.000
9	1:43.057	1:57.023
79	1:45.772	1:58.904
75	1:43.991	2:00.021
54	1:43.421	2:03.577
19	1:45.447	2:05.296
26	1:43.364	2:16.361
777	1:42.844	2:17.534
10	1:43.324	2:19.051
80	1:43.877	2:20.676
188	1:43.501	2:29.860
108	1:45.754	2:34.991
86	1:44.974	2:39.643
77	1:46.125	2:44.823
Num	**Lap Time**	**Gap**
Lap 21		
31	3:00.329	
82	2:59.645	14.235
1	1:43.669	15.221
4	1:43.504	15.317
11	1:43.159	15.993
17	1:43.362	16.929
18	1:46.237	19.158
33	1:43.146	20.814
65	2:56.566	21.304
51	1:43.154	22.180
20	3:05.688	23.775
28	1:44.900	26.175
13	1:43.607	26.650
6	1:43.535	32.206
63	1:45.472	33.978
55	2:59.172	36.340
9	1:42.900	39.594
5	3:07.137	40.233
79	1:45.290	43.865
75	1:44.315	44.007
54	1:42.895	46.143
19	1:44.042	49.009
26	1:43.234	59.266

Num	Lap Time	Gap
777	1:43.619	1:00.824
10	1:43.600	1:02.322
21	3:07.602	1:03.001
80	1:43.879	1:04.226
188	1:43.497	1:13.028
108	1:45.445	1:20.107
86	1:43.806	1:23.120
77	1:46.386	1:30.880
Num	**Lap Time**	**Gap**
Lap 22		
31	1:46.132	
82	1:45.350	13.453
4	1:44.335	13.520
1	1:44.968	14.057
11	1:44.359	14.220
17	1:43.775	14.572
33	1:42.832	17.514
18	1:45.786	18.812
51	1:43.018	19.066
65	1:45.435	20.607
20	1:44.197	21.840
28	1:44.557	24.600
13	1:44.277	24.795
6	1:43.284	29.358
63	1:43.393	31.239
9	1:42.995	36.457
55	1:46.927	37.135
54	1:44.358	44.369
79	1:46.751	44.484
75	1:47.045	44.920
19	1:45.195	48.072
5	1:55.347	49.448
26	1:42.914	56.048
777	1:42.851	57.543
10	1:43.320	59.510
80	1:45.060	1:03.154
21	1:46.599	1:03.468
188	1:43.665	1:10.561
108	1:45.519	1:19.494
86	1:44.823	1:21.811
77	1:46.137	1:30.885
Num	**Lap Time**	**Gap**
Lap 23		
31	1:46.035	
4	1:43.578	11.063
11	1:44.120	12.305
17	1:45.038	13.575
1	1:46.426	14.448
33	1:43.598	15.077
82	1:48.406	15.824
51	1:44.197	17.228
18	1:45.159	17.936
65	1:44.182	18.754
20	1:43.607	19.412
28	1:44.201	22.766
13	1:44.209	22.969
6	1:42.947	26.270

Num	Lap Time	Gap
63	1:43.453	28.657
9	1:42.493	32.915
55	1:45.896	36.996
54	1:42.557	40.891
75	1:44.858	43.743
79	1:46.328	44.777
19	1:44.650	46.687
26	1:43.406	53.419
777	1:42.930	54.438
10	1:43.292	56.767
5	1:56.704	1:00.117
80	1:44.105	1:01.224
21	1:45.923	1:03.356
188	1:43.920	1:08.446
108	1:45.506	1:18.965
86	1:44.568	1:20.344
77	1:46.203	1:31.053
Num	**Lap Time**	**Gap**
Lap 24		
31	1:46.116	
4	1:43.080	08.027
11	1:42.606	08.795
17	1:43.167	10.626
1	1:43.340	11.672
33	1:43.039	12.000
51	1:43.674	14.786
82	1:45.981	15.689
18	1:45.028	16.848
65	1:45.087	17.725
20	1:44.849	18.145
28	1:44.774	21.424
13	1:45.255	22.108
6	1:43.213	23.367
63	1:43.607	26.148
9	1:42.394	29.193
55	1:45.483	36.363
54	1:43.040	37.815
75	1:44.957	42.584
79	1:45.058	43.719
19	1:44.596	45.167
26	1:42.661	49.964
777	1:43.071	51.393
10	1:43.165	53.816
80	1:43.887	58.995
21	1:47.073	1:04.313
188	1:44.207	1:06.537
5	1:57.462	1:11.463
108	1:45.273	1:18.122
86	1:44.624	1:18.852
77	1:46.642	1:31.579
Num	**Lap Time**	**Gap**
Lap 25		
31	1:46.720	
4	1:42.658	03.965
11	1:42.745	04.820
17	1:43.324	07.230
33	1:43.471	08.751

Num	Lap Time	Gap
1	1:44.378	09.330
51	1:42.611	10.677
82	1:44.266	13.235
18	1:44.383	14.511
65	1:44.526	15.531
20	1:44.378	15.803
28	1:44.353	19.057
13	1:43.831	19.219
6	1:43.477	20.124
63	1:43.478	22.906
9	1:42.345	24.818
54	1:43.776	34.871
55	1:46.831	36.474
75	1:44.346	40.210
79	1:44.952	41.951
19	1:44.435	42.882
26	1:42.830	46.074
777	1:42.807	47.480
10	1:42.908	50.004
80	1:43.557	55.832
188	1:44.597	1:04.414
21	1:48.805	1:06.398
108	1:45.716	1:17.118
86	1:45.950	1:18.082
5	1:56.765	1:21.508
77	1:46.367	1:31.226
Num	**Lap Time**	**Gap**
Lap 26		
31	1:46.591	
4	1:43.228	00.602
11	1:42.744	00.973
17	1:43.301	03.940
33	1:42.626	04.786
1	1:43.636	06.375
51	1:42.750	06.836
82	1:44.771	11.415
18	1:44.697	12.617
20	1:44.837	14.049
65	1:45.204	14.144
28	1:44.200	16.666
13	1:44.408	17.036
6	1:43.984	17.517
63	1:44.213	20.528
9	1:42.852	21.079
54	1:42.533	30.813
55	1:45.259	35.142
75	1:44.340	37.959
79	1:45.303	40.663
19	1:44.629	40.920
26	1:42.928	42.411
777	1:42.788	43.677
10	1:43.109	46.522
80	1:43.692	52.933
188	1:43.473	1:01.296
21	1:47.099	1:06.906
108	1:47.453	1:17.980
86	1:46.630	1:18.121

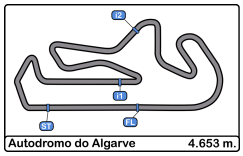

Autodromo Int. do Algarve
International GT Open
Race - 2
Analysis by Lap

Num	Lap Time	Gap
5	1:54.211	1:29.128
Num	**Lap Time**	**Gap**
Lap 27		
4	1:45.233	
11	1:45.276	00.414
31	1:47.714	01.879
17	1:44.099	02.204
33	1:43.749	02.700
1	1:43.415	03.955
51	1:43.367	04.368
82	1:46.401	11.981
18	1:45.817	12.599
20	1:44.494	12.708
65	1:45.470	13.779
28	1:44.610	15.441
13	1:44.562	15.763
6	1:44.977	16.659
63	1:44.156	18.849
9	1:43.750	18.994
77	2:27.556	1 Lap
54	1:42.891	27.869
55	1:45.359	34.666
75	1:44.012	36.136
79	1:45.163	39.991
19	1:45.034	40.119
26	1:43.827	40.403
777	1:43.128	40.970
10	1:43.058	43.745
80	1:43.810	50.908
188	1:43.677	59.138
21	1:47.470	1:08.541
86	1:45.383	1:17.669
108	1:46.318	1:18.463
5	1:52.488	1:35.781
Num	**Lap Time**	**Gap**
Lap 28		
11	1:43.297	
4	1:44.196	00.485
17	1:43.618	02.111
1	1:44.306	04.550
51	1:44.417	05.074
33	1:46.462	05.451
31	1:48.050	06.218
82	1:45.216	13.486
18	1:45.210	14.098
20	1:45.497	14.494
65	1:45.470	15.538
28	1:44.386	16.116
13	1:44.268	16.320
6	1:44.507	17.455
63	1:43.859	18.997
9	1:43.877	19.160
54	1:43.448	27.606
77	1:49.826	1 Lap
55	1:44.969	35.924
75	1:44.215	36.640
79	1:44.829	41.109

Num	Lap Time	Gap
19	1:45.266	41.674
26	1:45.361	42.053
777	1:45.063	42.322
10	1:43.701	43.735
80	1:43.660	50.857
188	1:44.010	59.437
21	1:46.816	1:11.646
86	1:45.014	1:18.972
108	1:45.226	1:19.978
Num	**Lap Time**	**Gap**
Lap 29		
11	1:42.820	
4	1:43.672	01.337
17	1:42.896	02.187
5	1:54.884	1 Lap
1	1:43.823	05.553
51	1:43.731	05.985
33	1:43.627	06.258
31	1:46.098	09.496
82	1:44.628	15.294
18	1:45.023	16.301
20	1:44.848	16.522
65	1:44.925	17.643
28	1:44.838	18.134
13	1:44.742	18.242
6	1:44.180	18.815
9	1:44.346	20.686
63	1:45.583	21.760
54	1:42.937	27.723
77	1:47.174	1 Lap
75	1:45.062	38.882
55	1:46.283	39.387
79	1:44.790	43.079
19	1:45.691	44.545
26	1:45.369	44.602
777	1:45.231	44.733
10	1:44.218	45.133
80	1:43.929	51.966
188	1:44.252	1:00.869
21	1:46.933	1:15.759
86	1:44.714	1:20.866
108	1:44.726	1:21.884
Num	**Lap Time**	**Gap**
Lap 30		
11	1:42.366	
4	1:42.883	01.854
17	1:42.959	02.780
51	1:43.429	07.048
33	1:43.573	07.465
1	1:45.172	08.359
31	1:47.178	14.308
5	1:55.742	1 Lap
82	1:44.658	17.586
18	1:44.553	18.488
20	1:44.601	18.757
65	1:44.963	20.240
28	1:44.828	20.596

Num	Lap Time	Gap
13	1:44.891	20.767
9	1:42.851	21.171
6	1:45.335	21.784
63	1:43.908	23.302
54	1:42.708	28.065
77	1:47.053	1 Lap
75	1:45.232	41.748
55	1:45.679	42.700
79	1:45.433	46.146
26	1:43.955	46.191
777	1:44.149	46.516
19	1:45.898	48.077
10	1:45.716	48.483
80	1:43.916	53.516
188	1:44.039	1:02.542
21	1:46.453	1:19.846
86	1:44.396	1:22.896
108	1:44.994	1:24.512
Num	**Lap Time**	**Gap**
Lap 31		
11	1:42.157	
4	1:42.861	02.558
17	1:42.944	03.567
51	1:42.547	07.438
33	1:42.645	07.953
1	1:43.326	09.528
31	1:46.462	18.613
82	1:45.275	20.704
18	1:45.610	21.941
20	1:45.579	22.179
65	1:46.479	24.562
9	1:45.633	24.647
28	1:46.745	25.184
6	1:45.696	25.323
13	1:47.210	25.820
63	1:45.113	26.258
54	1:42.754	28.662
5	1:57.687	1 Lap
75	1:44.421	44.012
55	1:47.281	47.824
26	1:43.944	47.978
77	1:48.898	1 Lap
777	1:44.087	48.446
79	1:46.044	50.033
10	1:44.410	50.736
19	1:45.321	51.241
80	1:43.957	55.316
188	1:44.430	1:04.815
21	1:46.792	1:24.481
86	1:44.457	1:25.196
108	1:44.804	1:27.159
Num	**Lap Time**	**Gap**
Lap 32		
11	1:42.412	
4	1:42.553	02.699
17	1:43.252	04.407
51	1:42.458	07.484

Num	Lap Time	Gap
33	1:42.498	08.039
1	1:43.310	10.426
31	1:46.209	22.410
82	1:45.202	23.494
18	1:44.805	24.334
20	1:44.809	24.576
9	1:43.156	25.391
28	1:44.741	27.513
6	1:44.818	27.729
13	1:44.928	28.336
63	1:45.217	29.063
54	1:43.773	30.023
65	1:48.910	31.060
75	1:44.695	46.295
5	1:55.696	1 Lap
26	1:43.298	48.864
777	1:43.766	49.800
55	1:46.001	51.413
10	1:44.026	52.350
79	1:45.607	53.228
19	1:45.659	54.488
77	1:49.904	1 Lap
80	1:43.927	56.831
188	1:44.566	1:06.969
86	1:45.699	1:28.483
21	1:47.435	1:29.504
108	1:45.596	1:30.343
Num	**Lap Time**	**Gap**
Lap 33		
11	1:42.483	
4	1:42.563	02.779
17	1:43.340	05.264
51	1:42.474	07.475
33	1:42.619	08.175
1	1:43.290	11.233
31	1:46.738	26.665
82	1:46.074	27.085
9	1:44.190	27.098
18	1:45.845	27.696
20	1:45.756	27.849
28	1:44.048	29.078
6	1:44.319	29.565
13	1:44.140	29.993
63	1:44.287	30.867
54	1:43.461	31.001
65	1:44.767	33.344
75	1:44.543	48.355
26	1:43.168	49.549
777	1:42.977	50.294
10	1:44.226	54.093
55	1:46.827	55.757
79	1:45.572	56.317
19	1:45.206	57.211
80	1:44.572	58.920
5	2:00.383	1 Lap
188	1:44.862	1:09.348
77	2:17.109	1 Lap

Num	Lap Time	Gap
86	1:45.395	1:31.395
21	1:45.935	1:32.956
108	1:45.364	1:33.224
Num	**Lap Time**	**Gap**
Lap 34		
11	1:42.639	
4	1:42.562	02.702
17	1:42.835	05.460
51	1:42.589	07.425
33	1:42.678	08.214
1	1:43.468	12.062
9	1:43.485	27.944
31	1:46.482	30.508
82	1:47.157	31.603
28	1:45.815	32.254
18	1:47.601	32.658
20	1:47.574	32.784
6	1:46.094	33.020
13	1:45.991	33.345
63	1:45.470	33.698
54	1:45.469	33.831
65	1:45.922	36.627
75	1:44.691	50.407
26	1:43.597	50.507
777	1:43.228	50.883
10	1:43.020	54.474
55	1:45.543	58.661
79	1:45.504	59.182
19	1:45.079	59.651
80	1:43.898	1:00.179
188	1:45.319	1:12.028
5	1:54.179	1 Lap
77	1:47.815	1 Lap
86	1:46.906	1:35.662
21	1:45.825	1:36.142
108	1:45.721	1:36.306

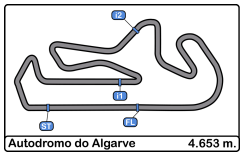

Autodromo Int. do Algarve

International GT Open

Race - 2

Best Sectors Results

	Sector - 1			Sector - 2			Sector - 3			Ideal Lap vs Best Lap					
Clas	Nº	Driver	Time	Nº	Driver	Time	Nº	Driver	Time	Clas	Nº	Driver	Ideal Lap	Best Lap	Clas
1	9	Bartone - Schiller	31.972	1	Reicher - Haase	32.324	9	Bartone - Schiller	37.329	1	9	Bartone - Schiller	1:41.806	1:41.806	1
2	54	Müller - Mettler	32.011	777	Jedliński - Basz	32.400	54	Müller - Mettler	37.331	2	51	Bennett - Mosca	1:42.008	1:42.101	2
3	51	Bennett - Mosca	32.038	51	Bennett - Mosca	32.406	11	Révész - Cairoli	37.392	3	11	Révész - Cairoli	1:42.010	1:42.157	4
4	26	Blanchemain - Påverud	32.110	33	Macdonald - Kell	32.468	31	Hash - Fontana	37.449	4	31	Hash - Fontana	1:42.061	1:42.253	6
5	75	Salaquarda - Milota	32.110	31	Hash - Fontana	32.474	33	Macdonald - Kell	37.493	5	54	Müller - Mettler	1:42.065	1:42.110	3
6	4	Porter - Meakin	32.120	11	Révész - Cairoli	32.491	51	Bennett - Mosca	37.564	6	33	Macdonald - Kell	1:42.084	1:42.166	5
7	33	Macdonald - Kell	32.123	10	Grove - Grove	32.495	13	Visoiu - Krütten	37.571	7	777	Jedliński - Basz	1:42.141	1:42.625	9
8	777	Jedliński - Basz	32.125	9	Bartone - Schiller	32.505	4	Porter - Meakin	37.608	8	4	Porter - Meakin	1:42.319	1:42.553	7
9	11	Révész - Cairoli	32.127	26	Blanchemain - Påverud	32.566	777	Jedliński - Basz	37.616	9	13	Visoiu - Krütten	1:42.413	1:42.570	8
10	31	Hash - Fontana	32.138	13	Visoiu - Krütten	32.585	20	Pierburg - Baumann	37.691	10	1	Reicher - Haase	1:42.546	1:42.738	12
11	17	Lebbon - Emson	32.141	79	Zelger - Babini	32.590	18	Nesov - Kizilov	37.718	11	18	Nesov - Kizilov	1:42.556	1:42.685	11
12	18	Nesov - Kizilov	32.176	4	Porter - Meakin	32.591	6	Jans - Walker	37.729	12	26	Blanchemain - Påverud	1:42.581	1:42.661	10
13	13	Visoiu - Krütten	32.257	17	Lebbon - Emson	32.641	82	Ramírez - Aron	37.743	13	17	Lebbon - Emson	1:42.589	1:42.827	14
14	1	Reicher - Haase	32.257	20	Pierburg - Baumann	32.654	10	Grove - Grove	37.801	14	10	Grove - Grove	1:42.631	1:42.908	16
15	5	Jedliński - Korzeniowski	32.280	6	Jans - Walker	32.655	17	Lebbon - Emson	37.807	15	20	Pierburg - Baumann	1:42.633	1:42.749	13
16	20	Pierburg - Baumann	32.288	18	Nesov - Kizilov	32.662	188	Sansom - Ramos	37.861	16	82	Ramírez - Aron	1:42.725	1:42.959	17
17	82	Ramírez - Aron	32.304	82	Ramírez - Aron	32.678	26	Blanchemain - Påverud	37.905	17	6	Jans - Walker	1:42.766	1:42.843	15
18	55	De Meeus - Abril	32.329	65	Neumann - Dunner	32.702	80	Ludwig - Velasco	37.939	18	65	Neumann - Dunner	1:43.035	1:43.143	18
19	10	Grove - Grove	32.335	54	Müller - Mettler	32.723	65	Neumann - Dunner	37.961	19	75	Salaquarda - Milota	1:43.048	1:43.263	20
20	79	Zelger - Babini	32.338	63	Doquin - Petrov	32.726	1	Reicher - Haase	37.965	20	79	Zelger - Babini	1:43.192	1:43.393	22
21	65	Neumann - Dunner	32.372	55	De Meeus - Abril	32.768	21	Forgione - Rugolo	37.996	21	63	Doquin - Petrov	1:43.203	1:43.393	21
22	6	Jans - Walker	32.382	28	Bonduel - Dörrbecker	32.771	86	Gudmundsson - Gissurarson	38.008	22	28	Bonduel - Dörrbecker	1:43.216	1:43.403	23
23	21	Forgione - Rugolo	32.404	5	Jedliński - Korzeniowski	32.776	63	Doquin - Petrov	38.021	23	5	Jedliński - Korzeniowski	1:43.218	1:43.448	24
24	28	Bonduel - Dörrbecker	32.419	75	Salaquarda - Milota	32.826	28	Bonduel - Dörrbecker	38.026	24	55	De Meeus - Abril	1:43.241	1:43.536	26
25	63	Doquin - Petrov	32.456	21	Forgione - Rugolo	32.846	75	Salaquarda - Milota	38.112	25	21	Forgione - Rugolo	1:43.246	1:43.254	19
26	188	Sansom - Ramos	32.510	80	Ludwig - Velasco	32.921	55	De Meeus - Abril	38.144	26	188	Sansom - Ramos	1:43.333	1:43.473	25
27	86	Gudmundsson - Gissurarson	32.510	188	Sansom - Ramos	32.962	5	Jedliński - Korzeniowski	38.162	27	80	Ludwig - Velasco	1:43.383	1:43.557	27
28	80	Ludwig - Velasco	32.523	19	Rogalski - Ugran	32.974	79	Zelger - Babini	38.264	28	86	Gudmundsson - Gissurarson	1:43.599	1:43.806	28
29	19	Rogalski - Ugran	32.641	108	Ameerh Naran	32.992	19	Rogalski - Ugran	38.362	29	19	Rogalski - Ugran	1:43.977	1:44.042	29
30	108	Ameerh Naran	32.856	86	Gudmundsson - Gissurarson	33.081	108	Ameerh Naran	38.450	30	108	Ameerh Naran	1:44.298	1:44.726	30
31	77	Alfredo Hernández	33.150	77	Alfredo Hernández	33.505	77	Alfredo Hernández	38.816	31	77	Alfredo Hernández	1:45.471	1:45.947	31

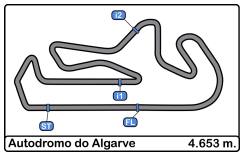

Autodromo Int. do Algarve

International GT Open

Race - 2

Leader Sequence

Nº	Entrant/Team	Nat	Driver 1	Nat	Driver 2	Nat	Vehicle	Cat	Start Lap	End Lap	Laps	Total Laps
31	Car Collection Motorsport	DEU	Hash	USA	**Alex Fontana**	CHE	Porsche 911 GT3 R (992)	PROAM	1	**26**	26	26
4	Optimum Motorsport	GBR	Michael Porter	GBR	**Zac Meakin**	GBR	McLaren 720S GT3 EVO	PRO	27	**27**	1	1
11	Team Motopark	DEU	**Levente Révész**	HUN	Matteo Cairoli	ITA	Mercedes AMG GT3 EVO	PRO	28	**34**	7	7

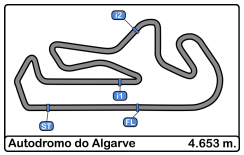

Autodromo Int. do Algarve
International GT Open
Race - 2
Best 5 Lap Times

													Best 1		Best 2		Best 3		Best 4		Best 5	
Cl	Nº	Entrant/Team	Nat	Driver 1	Nat	Driver 2	Nat	Vehicle	Cat	Cl	Time	Lap	Time	Lap	Time	Lap	Time	Lap	Time	Lap
1	9	GetSpeed	DEU	Anthony Bartone	USA	Fabian Schiller	DEU	Mercedes AMG GT3 EVO	PRO	1	1:41.806	17	1:42.193	16	1:42.281	18	1:42.345	25	1:42.394	24
2	51	AF Corse	ITA	Carl Bennett	THA	Tommaso Mosca	ITA	Ferrari 296 GT3	PRO	2	1:42.101	18	1:42.128	19	1:42.160	16	1:42.381	17	1:42.458	32
3	54	CBRX by SPS	DEU	Dexter Müller	CHE	Yannick Mettler	CHE	Mercedes AMG GT3 EVO	PROAM	1	1:42.110	16	1:42.533	26	1:42.557	23	1:42.708	30	1:42.754	31
4	11	Team Motopark	DEU	Levente Révész	HUN	Matteo Cairoli	ITA	Mercedes AMG GT3 EVO	PRO	3	1:42.157	31	1:42.246	19	1:42.366	30	1:42.412	32	1:42.483	33
5	33	Greystone GT	GBR	Dean Macdonald	GBR	James Kell	GBR	McLaren 720S GT3 EVO	PRO	4	1:42.166	18	1:42.196	16	1:42.319	17	1:42.427	19	1:42.498	32
6	31	Car Collection Motorsport	DEU	Hash	USA	Alex Fontana	CHE	Porsche 911 GT3 R (992)	PROAM	2	1:42.253	6	1:42.291	7	1:42.338	9	1:42.356	12	1:42.370	19
7	4	Optimum Motorsport	GBR	Michael Porter	GBR	Zac Meakin	GBR	McLaren 720S GT3 EVO	PRO	5	1:42.553	32	1:42.562	34	1:42.563	33	1:42.658	25	1:42.701	18
8	13	Team Motopark	DEU	Robert Visoiu	ROU	Niklas Krütten	DEU	Mercedes AMG GT3 EVO	PRO	6	1:42.570	18	1:42.639	16	1:42.831	17	1:42.967	20	1:43.371	8
9	777	Olimp Racing	POL	Marcin Jedliński	POL	Karol Basz	POL	Ferrari 296 GT3	PROAM	3	1:42.625	19	1:42.749	16	1:42.788	26	1:42.807	25	1:42.844	20
10	26	Sainteloc Racing	FRA	Michael Blanchemain	FRA	Marcus Påverud	NOR	Audi R8 LMS GT3 EVO II	PROAM	4	1:42.661	24	1:42.830	25	1:42.914	22	1:42.928	26	1:43.168	33
11	18	Dinamic GT	ITA	Alexey Nesov	ND	Maksim Kizilov	ND	Porsche 911 GT3 R (992)	PRO	7	1:42.685	7	1:42.860	5	1:42.867	8	1:42.893	17	1:42.905	6
12	1	Eastalent Racing	AUT	Simon Reicher	AUT	Christopher Haase	DEU	Audi R8 LMS GT3 EVO II	PRO	8	1:42.738	5	1:42.892	7	1:43.000	6	1:43.036	8	1:43.169	2
13	20	SPS Automotive Performance	DEU	Valentin Pierburg	DEU	Dominik Baumann	AUT	Mercedes AMG GT3 EVO	PROAM	5	1:42.749	6	1:42.767	7	1:42.792	8	1:42.944	17	1:42.958	5
14	17	Elite Motorsport with Entire Race Engineering	GBR	Tom Lebbon	GBR	Tom Emson	GBR	Ferrari 296 GT3	PRO	9	1:42.827	19	1:42.835	34	1:42.877	17	1:42.896	29	1:42.919	20
15	6	GetSpeed	DEU	Steve Jans	LUX	Aaron Walker	GBR	Mercedes AMG GT3 EVO	PROAM	6	1:42.843	19	1:42.947	23	1:42.975	6	1:43.213	24	1:43.284	22
16	10	Iron Lynx	ITA	Brenton Grove	AUS	Stephen Grove	AUS	Mercedes AMG GT3 EVO	PROAM	7	1:42.908	25	1:43.020	34	1:43.058	27	1:43.109	26	1:43.165	24
17	82	GetSpeed	DEU	Marcelo Ramírez	MEX	Ralf Aron	EST	Mercedes AMG GT3 EVO	PRO	10	1:42.959	7	1:42.974	5	1:43.011	16	1:43.068	18	1:43.080	3
18	65	Team Motopark	DEU	Heiko Neumann	DEU	Lukas Dunner	AUT	Mercedes AMG GT3 EVO	PROAM	8	1:43.143	17	1:43.196	18	1:43.217	10	1:43.256	11	1:43.281	7
19	21	AF Corse	ITA	Gino Forgione	CHE	Michele Rugolo	ITA	Ferrari 296 GT3	AM	1	1:43.254	18	1:44.220	7	1:44.255	10	1:44.375	12	1:44.426	6
20	75	Team ISR	CZE	Filip Salaquarda	CZE	Libor Milota	CZE	Audi R8 LMS GT3 EVO II	PROAM	9	1:43.263	10	1:43.522	11	1:43.603	9	1:43.658	13	1:43.716	15
21	63	Oregon Team	ITA	Antoine Doquin	FRA	Artem Petrov	ISR	Lamborghini Huracán GT3 EVO2	PRO	11	1:43.393	22	1:43.453	23	1:43.478	25	1:43.607	24	1:43.662	6
22	79	Tsunami RT	SMR	Johannes Zelger	ITA	Fabio Babini	ITA	Porsche 911 GT3 R (992)	PROAM	10	1:43.393	7	1:43.438	9	1:43.623	15	1:43.723	11	1:43.759	8
23	28	BDR Grupo Prom Racing Team	BEL	Amaury Bonduel	FRA	Luis Michael Dörrbecker	MEX	Mercedes AMG GT3 EVO	PRO	12	1:43.403	7	1:43.436	11	1:43.463	15	1:43.517	17	1:43.525	13
24	5	Olimp Racing	POL	Stanislaw Jedliński	POL	Krystian Korzeniowski	POL	Ferrari 296 GT3	AM	2	1:43.448	8	1:43.509	7	1:43.663	9	1:43.668	4	1:43.674	5
25	188	Garage 59	GBR	Mark Sansom	GBR	Miguel Ramos	PRT	McLaren 720S GT3 EVO	AM	3	1:43.473	26	1:43.497	21	1:43.501	20	1:43.665	22	1:43.677	27
26	55	AF Corse	ITA	Laurent De Meeus	BEL	Vincent Abril	FRA	Ferrari 296 GT3	PROAM	11	1:43.536	6	1:43.713	11	1:43.726	18	1:43.749	5	1:43.795	17
27	80	Mertel Motorsport	DEU	Luca Ludwig	DEU	Iván Velasco	ESP	Ferrari 488 GT3 Evo	PROAM	12	1:43.557	25	1:43.660	28	1:43.692	26	1:43.777	16	1:43.810	27
28	86	Team Thor	ISL	Audunn Gudmundsson	ISL	Thorvaldur Gissurarson	ISL	Porsche 911 GT3 R (992)	AM	4	1:43.806	21	1:44.383	17	1:44.396	30	1:44.429	16	1:44.457	31
29	19	Oregon Team	ITA	Robin Rogalski	POL	Filip Ugran	ROU	Lamborghini Huracán GT3 EVO2	PRO	13	1:44.042	21	1:44.326	7	1:44.382	11	1:44.435	25	1:44.510	10
30	108	Vimana by GetSpeed	DEU	Ameerh Naran	ZWE			Mercedes AMG GT3 EVO	AM	5	1:44.726	29	1:44.804	31	1:44.994	30	1:45.226	28	1:45.273	24
31	77	BDR Grupo Prom Racing Team	BEL	Alfredo Hernández	MEX			Mercedes AMG GT3 EVO	AM	6	1:45.947	10	1:46.072	7	1:46.125	20	1:46.137	22	1:46.203	23

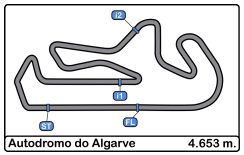

Autodromo Int. do Algarve
International GT Open
Race - 2
Best 5 Top Speeds

														Top 1		Top 2		Top 3		Top 4		Top 5		
Cl	Nº	Entrant/Team	Nat	Driver 1	Nat	Driver 2	Nat	Vehicle	Cat	Cl	Km/h	Lap	Km/h	Lap	Km/h	Lap	Km/h	Lap	Km/h	Lap	Km/h	Lap	Avg
1	54	CBRX by SPS	DEU	Dexter Müller	CHE	Yannick Mettler	CHE	Mercedes AMG GT3 EVO	PROAM	1	272.7	34	270.0	33	269.3	19	267.9	16	267.9	18	269.6
2	28	BDR Grupo Prom Racing Team	BEL	Amaury Bonduel	FRA	Luis Michael Dörrbecker	MEX	Mercedes AMG GT3 EVO	PRO	1	272.0	30	270.0	32	268.6	31	268.6	34	267.9	33	269.4
3	75	Team ISR	CZE	Filip Salaquarda	CZE	Libor Milota	CZE	Audi R8 LMS GT3 EVO II	PROAM	2	272.0	2	270.6	5	270.0	4	270.0	31	269.3	22	270.4
4	9	GetSpeed	DEU	Anthony Bartone	USA	Fabian Schiller	DEU	Mercedes AMG GT3 EVO	PRO	2	271.3	31	271.3	33	270.6	28	269.3	19	269.3	27	270.4
5	79	Tsunami RT	SMR	Johannes Zelger	ITA	Fabio Babini	ITA	Porsche 911 GT3 R (992)	PROAM	3	271.3	2	270.6	3	270.0	12	269.3	5	269.3	8	270.1
6	777	Olimp Racing	POL	Marcin Jedliński	POL	Karol Basz	POL	Ferrari 296 GT3	PROAM	4	271.3	30	270.6	31	270.6	32	270.0	18	270.0	34	270.5
7	6	GetSpeed	DEU	Steve Jans	LUX	Aaron Walker	GBR	Mercedes AMG GT3 EVO	PROAM	5	270.6	32	270.0	30	270.0	34	268.6	3	268.6	33	269.5
8	18	Dinamic GT	ITA	Alexey Nesov	ND	Maksim Kizilov	ND	Porsche 911 GT3 R (992)	PRO	3	270.6	17	270.0	8	270.0	11	270.0	16	270.0	19	270.1
9	26	Sainteloc Racing	FRA	Michael Blanchemain	FRA	Marcus Påverud	NOR	Audi R8 LMS GT3 EVO II	PROAM	6	270.6	5	270.6	19	270.0	16	270.0	17	270.0	28	270.2
10	1	Eastalent Racing	AUT	Simon Reicher	AUT	Christopher Haase	DEU	Audi R8 LMS GT3 EVO II	PRO	4	270.0	12	269.3	11	269.3	13	268.6	3	268.6	14	269.1
11	5	Olimp Racing	POL	Stanislaw Jedliński	POL	Krystian Korzeniowski	POL	Ferrari 296 GT3	AM	1	270.0	2	268.6	7	267.9	8	267.9	9	267.9	10	268.5
12	13	Team Motopark	DEU	Robert Visoiu	ROU	Niklas Krütten	DEU	Mercedes AMG GT3 EVO	PRO	5	270.0	34	269.3	30	268.6	31	268.6	33	267.9	27	268.9
13	17	Elite Motorsport with Entire Race Engineering	GBR	Tom Lebbon	GBR	Tom Emson	GBR	Ferrari 296 GT3	PRO	6	270.0	5	270.0	21	269.3	23	269.3	28	268.6	2	269.4
14	20	SPS Automotive Performance	DEU	Valentin Pierburg	DEU	Dominik Baumann	AUT	Mercedes AMG GT3 EVO	PROAM	7	270.0	31	270.0	34	268.6	26	268.6	33	267.9	12	269.0
15	51	AF Corse	ITA	Carl Bennett	THA	Tommaso Mosca	ITA	Ferrari 296 GT3	PRO	7	270.0	2	270.0	5	270.0	6	270.0	12	270.0	26	270.0
16	10	Iron Lynx	ITA	Brenton Grove	AUS	Stephen Grove	AUS	Mercedes AMG GT3 EVO	PROAM	8	269.3	19	268.6	30	268.6	33	267.9	32	267.3	18	268.3
17	11	Team Motopark	DEU	Levente Révész	HUN	Matteo Cairoli	ITA	Mercedes AMG GT3 EVO	PRO	8	269.3	23	269.3	25	269.3	26	269.3	33	269.3	34	269.3
18	33	Greystone GT	GBR	Dean Macdonald	GBR	James Kell	GBR	McLaren 720S GT3 EVO	PRO	9	269.3	33	268.6	25	268.6	29	268.6	34	267.9	14	268.6
19	86	Team Thor	ISL	Audunn Gudmundsson	ISL	Thorvaldur Gissurarson	ISL	Porsche 911 GT3 R (992)	AM	2	269.3	18	269.3	32	267.9	24	267.9	26	267.3	20	268.3
20	4	Optimum Motorsport	GBR	Michael Porter	GBR	Zac Meakin	GBR	McLaren 720S GT3 EVO	PRO	10	268.6	34	267.9	12	267.9	33	267.3	11	267.3	14	267.8
21	31	Car Collection Motorsport	DEU	Hash	USA	Alex Fontana	CHE	Porsche 911 GT3 R (992)	PROAM	9	268.6	17	268.6	28	267.9	11	267.3	3	267.3	7	267.9
22	63	Oregon Team	ITA	Antoine Doquin	FRA	Artem Petrov	ISR	Lamborghini Huracán GT3 EVO2	PRO	11	268.6	28	264.7	31	264.7	33	264.0	21	264.0	30	265.2
23	77	BDR Grupo Prom Racing Team	BEL	Alfredo Hernández	MEX			Mercedes AMG GT3 EVO	AM	3	268.6	3	267.9	8	266.0	2	266.0	4	266.0	32	266.9
24	21	AF Corse	ITA	Gino Forgione	CHE	Michele Rugolo	ITA	Ferrari 296 GT3	AM	4	267.9	6	267.9	19	267.9	20	267.3	5	267.3	7	267.7
25	55	AF Corse	ITA	Laurent De Meeus	BEL	Vincent Abril	FRA	Ferrari 296 GT3	PROAM	10	267.9	3	267.3	12	267.3	16	266.6	13	266.0	2	267.0
26	65	Team Motopark	DEU	Heiko Neumann	DEU	Lukas Dunner	AUT	Mercedes AMG GT3 EVO	PROAM	11	267.9	20	267.3	33	267.3	34	266.6	14	266.6	25	267.1
27	82	GetSpeed	DEU	Marcelo Ramírez	MEX	Ralf Aron	EST	Mercedes AMG GT3 EVO	PRO	12	267.9	17	267.9	25	267.9	26	267.9	33	267.3	19	267.8
28	108	Vimana by GetSpeed	DEU	Ameerh Naran	ZWE			Mercedes AMG GT3 EVO	AM	5	267.9	8	267.3	30	266.0	3	266.0	4	266.0	24	266.6
29	80	Mertel Motorsport	DEU	Luca Ludwig	DEU	Iván Velasco	ESP	Ferrari 488 GT3 Evo	PROAM	12	267.3	19	266.6	22	266.6	32	266.0	7	266.0	33	266.5
30	188	Garage 59	GBR	Mark Sansom	GBR	Miguel Ramos	PRT	McLaren 720S GT3 EVO	AM	6	267.3	25	266.0	27	266.0	33	265.3	17	265.3	26	266.0
31	19	Oregon Team	ITA	Robin Rogalski	POL	Filip Ugran	ROU	Lamborghini Huracán GT3 EVO2	PRO	13	265.3	31	264.7	11	264.7	28	264.7	32	264.0	5	264.7

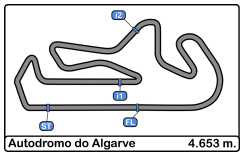

Autodromo Int. do Algarve

International GT Open

Race - 2

Fastest Laps Sequence

Lap	Time of Day	Session Time	Nº	Entrant/Team	Nat	Driver 1	Nat	Driver 2	Nat	Vehicle	Cat	Time	Km/h
2	13:17:57.731	3:32.731	**31**	Car Collection Motorsport	DEU	Hash	USA	**Alex Fontana**	CHE	Porsche 911 GT3 R (992)	PROAM	**1:42.824**	162.9
3	13:19:40.364	5:15.364	**31**	Car Collection Motorsport	DEU	Hash	USA	**Alex Fontana**	CHE	Porsche 911 GT3 R (992)	PROAM	**1:42.633**	163.2
4	13:21:22.936	6:57.936	**31**	Car Collection Motorsport	DEU	Hash	USA	**Alex Fontana**	CHE	Porsche 911 GT3 R (992)	PROAM	**1:42.573**	163.3
5	13:23:05.411	8:40.411	**31**	Car Collection Motorsport	DEU	Hash	USA	**Alex Fontana**	CHE	Porsche 911 GT3 R (992)	PROAM	**1:42.474**	163.4
6	13:24:47.663	10:22.663	**31**	Car Collection Motorsport	DEU	Hash	USA	**Alex Fontana**	CHE	Porsche 911 GT3 R (992)	PROAM	**1:42.253**	163.8
16	13:43:36.069	29:11.069	**33**	Greystone GT	GBR	Dean Macdonald	GBR	**James Kell**	GBR	McLaren 720S GT3 EVO	PRO	**1:42.196**	163.9
16	13:43:38.295	29:13.295	**51**	AF Corse	ITA	**Carl Bennett**	THA	Tommaso Mosca	ITA	Ferrari 296 GT3	PRO	**1:42.160**	163.9
16	13:43:57.011	29:32.011	**54**	CBRX by SPS	DEU	**Dexter Müller**	CHE	Yannick Mettler	CHE	Mercedes AMG GT3 EVO	PROAM	**1:42.110**	164.0
17	13:45:36.054	31:11.054	**9**	GetSpeed	DEU	**Anthony Bartone**	USA	Fabian Schiller	DEU	Mercedes AMG GT3 EVO	PRO	**1:41.806**	164.5

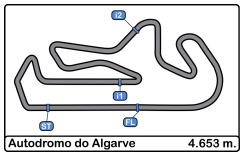

Autodromo Int. do Algarve
International GT Open
Race - 2
Event Best Maximum Speed

Nº	Entrant/Team	Nat	Driver 1	Nat	Driver 2	Nat	Vehicle	Cat	Km/h	Session
54	CBRX by SPS	DEU	Dexter Müller	CHE	Yannick Mettler	CHE	Mercedes AMG GT3 EVO	PROAM	272.7	Race - 2
75	Team ISR	CZE	Filip Salaquarda	CZE	Libor Milota	CZE	Audi R8 LMS GT3 EVO II	PROAM	272.0	Race - 2
28	BDR Grupo Prom Racing Team	BEL	Amaury Bonduel	FRA	Luis Michael Dörrbecker	MEX	Mercedes AMG GT3 EVO	PRO	272.0	Race - 2
79	Tsunami RT	SMR	Johannes Zelger	ITA	Fabio Babini	ITA	Porsche 911 GT3 R (992)	PROAM	271.3	Race - 2
777	Olimp Racing	POL	Marcin Jedliński	POL	Karol Basz	POL	Ferrari 296 GT3	PROAM	271.3	Race - 2
9	GetSpeed	DEU	Anthony Bartone	USA	Fabian Schiller	DEU	Mercedes AMG GT3 EVO	PRO	271.3	Race - 2
18	Dinamic GT	ITA	Alexey Nesov	NO	Maksim Kizilov	NO	Porsche 911 GT3 R (992)	PRO	270.6	Race - 2
26	Sainteloc Racing	FRA	Michael Blanchemain	FRA	Marcus Påverud	NOR	Audi R8 LMS GT3 EVO II	PROAM	270.6	Race - 2
6	GetSpeed	DEU	Steve Jans	LUX	Aaron Walker	GBR	Mercedes AMG GT3 EVO	PROAM	270.6	Race - 2
5	Olimp Racing	POL	Stanislaw Jedliński	POL	Krystian Korzeniowski	POL	Ferrari 296 GT3	AM	270.0	Race - 2
51	AF Corse	ITA	Carl Bennett	THA	Tommaso Mosca	ITA	Ferrari 296 GT3	PRO	270.0	Race - 2
1	Eastalent Racing	AUT	Simon Reicher	AUT	Christopher Haase	DEU	Audi R8 LMS GT3 EVO II	PRO	270.0	Race - 2
17	Elite Motorsport with Entire Race Engineering	GBR	Tom Lebbon	GBR	Tom Emson	GBR	Ferrari 296 GT3	PRO	270.0	Race - 2
20	SPS Automotive Performance	DEU	Valentin Pierburg	DEU	Dominik Baumann	AUT	Mercedes AMG GT3 EVO	PROAM	270.0	Race - 2
13	Team Motopark	DEU	Robert Visoiu	ROU	Niklas Krütten	DEU	Mercedes AMG GT3 EVO	PRO	270.0	Race - 2
10	Iron Lynx	ITA	Brenton Grove	AUS	Stephen Grove	AUS	Mercedes AMG GT3 EVO	PROAM	269.3	Race - 2
86	Team Thor	ISL	Audunn Gudmundsson	ISL	Thorvaldur Gissurarson	ISL	Porsche 911 GT3 R (992)	AM	269.3	Race - 2
11	Team Motopark	DEU	Levente Révész	HUN	Matteo Cairoli	ITA	Mercedes AMG GT3 EVO	PRO	269.3	Race - 2
33	Greystone GT	GBR	Dean Macdonald	GBR	James Kell	GBR	McLaren 720S GT3 EVO	PRO	269.3	Race - 2
31	Car Collection Motorsport	DEU	Hash	USA	Alex Fontana	CHE	Porsche 911 GT3 R (992)	PROAM	268.6	Qualifying - 2 Driver - 2
77	BDR Grupo Prom Racing Team	BEL	Alfredo Hernández	MEX			Mercedes AMG GT3 EVO	AM	268.6	Race - 2
63	Oregon Team	ITA	Antoine Doquin	FRA	Artem Petrov	ISR	Lamborghini Huracán GT3 EVO2	PRO	268.6	Race - 2
4	Optimum Motorsport	GBR	Michael Porter	GBR	Zac Meakin	GBR	McLaren 720S GT3 EVO	PRO	268.6	Race - 2
82	GetSpeed	DEU	Marcelo Ramírez	MEX	Ralf Aron	EST	Mercedes AMG GT3 EVO	PRO	267.9	Private test - 2
55	AF Corse	ITA	Laurent De Meeus	BEL	Vincent Abril	FRA	Ferrari 296 GT3	PROAM	267.9	Race - 2
108	Vimana by GetSpeed	DEU	Ameerh Naran	ZWE			Mercedes AMG GT3 EVO	AM	267.9	Race - 2
65	Team Motopark	DEU	Heiko Neumann	DEU	Lukas Dunner	AUT	Mercedes AMG GT3 EVO	PROAM	267.9	Race - 2
21	AF Corse	ITA	Gino Forgione	CHE	Michele Rugolo	ITA	Ferrari 296 GT3	AM	267.9	Race - 2
80	Mertel Motorsport	DEU	Luca Ludwig	DEU	Iván Velasco	ESP	Ferrari 488 GT3 Evo	PROAM	267.3	Race - 2
188	Garage 59	GBR	Mark Sansom	GBR	Miguel Ramos	PRT	McLaren 720S GT3 EVO	AM	267.3	Race - 2
30									266.6	Private test - 2
19	Oregon Team	ITA	Robin Rogalski	POL	Filip Ugran	ROU	Lamborghini Huracán GT3 EVO2	PRO	265.3	Race - 2

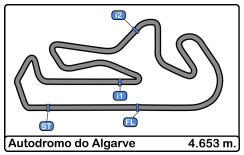

Autodromo Int. do Algarve

International GT Open

Race - 2

Lap Chart

LAP

Nr	Po	Grid	1	2	3	4	5	6	7	8	9	10	11	12	13	14	15	16	17	18	19	20	21	22	23	24	25	26	27	28	29	30	31	32	33	34
31	**1**	31	31	31	31	31	31	31	31	31	31	31	31	31	31	31	31	31	31	31	31	31	31	31	31	31	31	31	4	11	11	11	11	11	11	11
20	**2**	20	82	82	82	82	82	82	82	82	82	82	82	82	82	82	82	82	82	82	82	82	82	82	4	4	4	4	11	4	4	4	4	4	4	4
82	**3**	82	1	1	1	1	1	1	1	1	1	1	1	1	1	1	20	20	20	20	20	20	1	4	11	11	11	11	31	17	17	17	17	17	17	17
1	**4**	1	18	18	18	20	20	20	20	20	20	20	20	20	20	20	18	18	18	18	18	65	4	1	17	17	17	17	17	1	1	51	51	51	51	51
18	**5**	18	20	20	20	18	18	18	18	18	18	18	18	18	18	18	1	65	65	65	65	5	11	11	1	1	33	33	33	51	51	33	33	33	33	33
65	**6**	65	11	11	11	11	11	11	11	11	11	11	11	11	11	65	65	28	28	28	5	55	17	17	33	33	1	1	1	33	33	1	1	1	1	1
11	**7**	11	65	65	65	65	65	65	65	65	65	65	65	65	65	4	28	5	5	5	28	21	18	33	82	51	51	51	51	31	31	31	31	31	31	9
4	**8**	4	4	4	4	4	4	4	4	4	4	4	4	4	4	28	4	63	63	63	55	1	33	18	51	82	82	82	82	82	82	82	82	82	82	31
55	**9**	55	33	33	33	33	33	33	33	33	33	33	33	33	33	11	5	55	55	55	63	4	65	51	18	18	18	18	18	18	18	18	18	18	9	82
33	**10**	33	28	28	28	28	17	17	17	17	17	17	17	17	17	5	63	79	79	79	21	11	51	65	65	65	65	20	20	20	20	20	20	20	18	28
5	**11**	5	17	17	17	17	28	28	28	28	28	28	28	28	28	33	55	6	6	21	1	18	20	20	20	20	20	65	65	65	65	65	65	9	20	18
17	**12**	17	5	5	5	5	5	5	5	5	5	5	5	5	5	17	79	75	75	1	4	17	28	28	28	28	28	28	28	28	28	28	9	28	28	20
9	**13**	9	55	63	63	63	63	63	63	63	63	63	63	63	63	63	6	19	21	4	11	33	13	13	13	13	13	13	13	13	13	13	28	6	6	6
63	**14**	63	79	13	13	55	55	55	55	55	55	55	55	55	55	55	75	21	19	11	17	51	6	6	6	6	6	6	6	6	6	9	6	13	13	13
13	**15**	13	63	55	55	13	13	13	13	13	13	13	13	13	13	79	19	1	1	17	33	28	63	63	63	63	63	63	63	63	9	6	13	63	63	63
79	**16**	79	13	79	79	79	79	79	79	79	79	79	79	79	79	6	21	4	4	33	51	13	55	9	9	9	9	9	9	9	63	63	63	54	54	54
28	**17**	28	19	19	51	51	51	51	51	51	51	51	51	51	51	75	77	17	17	51	13	63	9	55	55	55	54	54	54	54	54	54	54	65	65	65
51	**18**	51	9	51	19	19	6	6	6	6	6	6	6	6	6	13	17	11	11	13	6	6	5	54	54	54	55	55	55	55	75	75	75	75	75	75
21	**19**	21	51	9	9	9	19	19	19	75	75	75	75	75	75	51	11	33	33	6	79	9	79	79	75	75	75	75	75	75	55	55	55	26	26	26
19	**20**	19	21	21	21	6	9	75	75	19	19	19	19	19	19	19	33	51	51	75	9	79	75	75	79	79	79	79	79	79	79	79	26	777	777	777
54	**21**	54	75	75	6	21	75	21	21	21	21	21	21	21	21	21	51	13	13	9	75	75	54	19	19	19	19	19	19	19	19	26	777	55	10	10
26	**22**	26	80	6	75	75	21	9	9	9	9	9	9	9	9	9	13	9	9	19	19	54	19	5	26	26	26	26	26	26	26	777	79	10	55	55
80	**23**	80	54	80	80	80	80	80	80	54	54	54	54	54	54	54	9	54	54	54	54	19	26	26	777	777	777	777	777	777	777	19	10	79	79	79
10	**24**	10	6	54	54	54	54	54	54	80	80	80	80	80	80	80	54	26	26	26	26	26	777	777	10	10	10	10	10	10	10	10	19	19	19	19
188	**25**	188	26	10	10	10	10	10	10	10	10	10	10	10	10	10	26	80	80	777	777	777	10	10	5	80	80	80	80	80	80	80	80	80	80	80
777	**26**	777	10	26	26	26	26	26	26	26	26	26	26	26	26	26	80	10	10	80	10	10	21	80	80	21	188	188	188	188	188	188	188	188	188	188
108	**27**	108	777	108	108	108	108	108	108	108	108	108	108	108	108	108	10	777	777	10	80	80	80	21	21	188	21	21	21	21	21	21	21	86	86	86
77	**28**	77	108	777	777	777	777	777	777	777	188	777	777	777	777	777	777	108	108	188	188	188	188	188	188	5	108	108	86	86	86	86	86	21	21	21
86	**29**	86	188	188	188	188	188	188	188	188	777	188	188	188	188	77	108	188	188	108	108	108	108	108	108	108	86	86	108	108	108	108	108	108	108	108

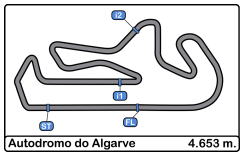

Autodromo Int. do Algarve

International GT Open

Race - 2

Lap Chart

LAP

Nr	Po	Grid	1	2	3	4	5	6	7	8	9	10	11	12	13	14	15	16	17	18	19	20	21	22	23	24	25	26	27	28	29	30	31	32	33	34
6	**30**	6	86	77	77	77	77	77	77	77	77	77	77	77	77	188	188	77	77	86	86	86	86	86	86	86	5	5	5	5	5	5	5	5	5	
75	**31**	75	77	86	86	86	86	86	86	86	86	86	86	86	86	86	86	86	86	77	77	77	77	77	77	77	77	77	77	77	77	77	77	77	77	

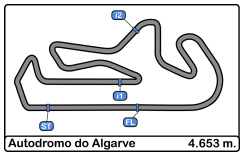

Autodromo Int. do Algarve

International GT Open

Race - 2

Graphic Lap Chart

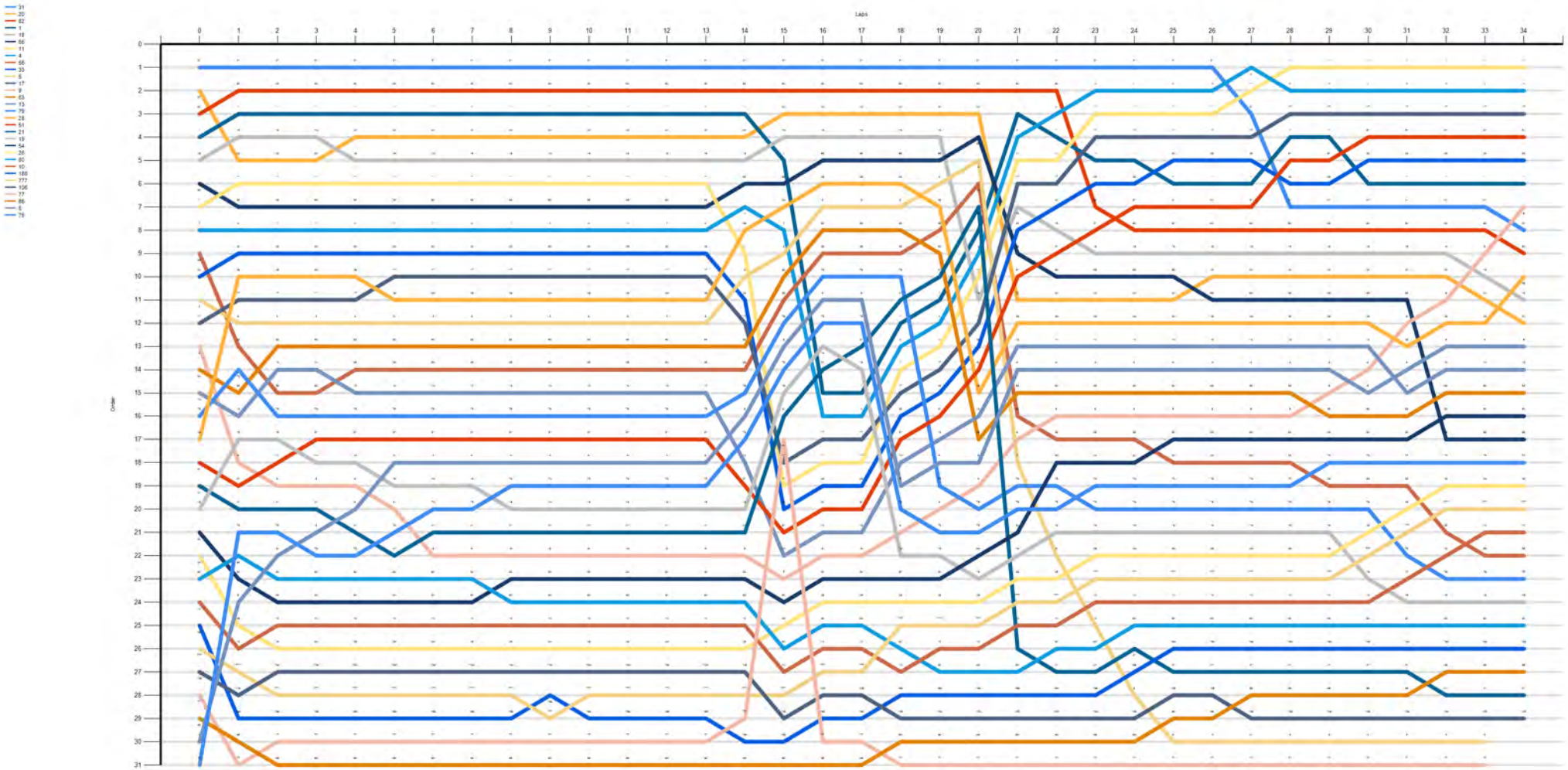

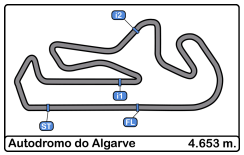

Autodromo do Algarve 4.653 m.

Autodromo Int. do Algarve
International GT Open
Race - 2
Pit Stop Analysis

Ord	Nr.	In Day Time	Entrant/Team	Nat	Driver 1	Nat	Driver 2	Nat	Vehicle	Cat	In Time	Stop Nº	Pit Time	Handicap	Diff.
1	11	13:38:47.414	Team Motopark	DEU	**Levente Révész**	HUN	Matteo Cairoli	ITA	Mercedes AMG GT3 EVO	PRO	24:22.488	1	1:18.405	1:15	
2	33	13:38:48.957	Greystone GT	GBR	Dean Macdonald	GBR	**James Kell**	GBR	McLaren 720S GT3 EVO	PRO	24:24.031	1	1:24.324	1:25	-0.676
3	17	13:38:49.991	Elite Motorsport with Entire Race	GBR	Tom Lebbon	GBR	**Tom Emson**	GBR	Ferrari 296 GT3	PRO	24:25.065	1	1:15.094	1:15	
4	13	13:38:57.822	Team Motopark	DEU	**Robert Visoiu**	ROU	Niklas Krütten	DEU	Mercedes AMG GT3 EVO	PRO	24:32.896	1	1:17.655	1:15	
5	51	13:38:58.593	AF Corse	ITA	**Carl Bennett**	THA	Tommaso Mosca	ITA	Ferrari 296 GT3	PRO	24:33.667	1	1:16.330	1:15	
6	9	13:39:15.407	GetSpeed	DEU	**Anthony Bartone**	USA	Fabian Schiller	DEU	Mercedes AMG GT3 EVO	PRO	24:50.482	1	1:15.588	1:15	
7	54	13:39:18.428	CBRX by SPS	DEU	**Dexter Müller**	CHE	Yannick Mettler	CHE	Mercedes AMG GT3 EVO	PROA	24:53.502	1	1:15.481	1:15	
8	80	13:39:24.192	Mertel Motorsport	DEU	Luca Ludwig	DEU	**Iván Velasco**	ESP	Ferrari 488 GT3 Evo	PROA	24:59.266	1	1:21.257	1:15	
9	10	13:39:25.603	Iron Lynx	ITA	Brenton Grove	AUS	**Stephen Grove**	AUS	Mercedes AMG GT3 EVO	PROA	25:00.678	1	1:21.377	1:15	
10	26	13:39:26.813	Sainteloc Racing	FRA	**Michael Blanchemain**	FRA	Marcus Påverud	NOR	Audi R8 LMS GT3 EVO II	PROA	25:01.888	1	1:15.503	1:15	
11	108	13:39:32.672	Vimana by GetSpeed	DEU	Ameerh Naran	ZWE			Mercedes AMG GT3 EVO	AM	25:07.747	1	1:16.554	1:15	
12	777	13:39:33.841	Olimp Racing	POL	**Marcin Jedliński**	POL	Karol Basz	POL	Ferrari 296 GT3	PROA	25:08.916	1	1:15.946	1:15	
13	188	13:39:34.590	Garage 59	GBR	**Mark Sansom**	GBR	Miguel Ramos	PRT	McLaren 720S GT3 EVO	AM	25:09.665	1	1:18.115	1:20	-1.885
14	86	13:39:44.620	Team Thor	ISL	Audunn Gudmundsson	ISL	**Thorvaldur Gissurarson**	ISL	Porsche 911 GT3 R (992)	AM	25:19.694	1	1:16.805	1:15	
15	1	13:40:23.820	Eastalent Racing	AUT	Simon Reicher	AUT	**Christopher Haase**	DEU	Audi R8 LMS GT3 EVO II	PRO	25:58.894	1	1:20.042	1:20	
16	4	13:40:31.088	Optimum Motorsport	GBR	Michael Porter	GBR	**Zac Meakin**	GBR	McLaren 720S GT3 EVO	PRO	26:06.162	1	1:15.288	1:15	
17	77	13:41:26.264	BDR Grupo Prom Racing Team	BEL	Alfredo Hernández	MEX			Mercedes AMG GT3 EVO	AM	27:01.339	1	1:16.129	1:15	
18	6	13:44:12.175	GetSpeed	DEU	Steve Jans	LUX	**Aaron Walker**	GBR	Mercedes AMG GT3 EVO	PROA	29:47.249	1	1:15.142	1:15	
19	75	13:44:16.125	Team ISR	CZE	**Filip Salaquarda**	CZE	Libor Milota	CZE	Audi R8 LMS GT3 EVO II	PROA	29:51.199	1	1:15.809	1:15	
20	19	13:44:24.771	Oregon Team	ITA	**Robin Rogalski**	POL	Filip Ugran	ROU	Lamborghini Huracán GT3 EVO2	PRO	29:59.845	1	1:14.952	1:15	-0.048 *
21	79	13:45:54.728	Tsunami RT	SMR	Johannes Zelger	ITA	**Fabio Babini**	ITA	Porsche 911 GT3 R (992)	PROA	31:29.803	1	1:22.821	1:15	
22	18	13:47:16.896	Dinamic GT	ITA	**Alexey Nesov**	ND	Maksim Kizilov	ND	Porsche 911 GT3 R (992)	PRO	32:51.970	1	1:18.998	1:15	
23	28	13:47:28.753	BDR Grupo Prom Racing Team	BEL	**Amaury Bonduel**	FRA	Luis Michael Dörrbecker	MEX	Mercedes AMG GT3 EVO	PRO	33:03.828	1	1:16.289	1:15	
24	63	13:47:38.080	Oregon Team	ITA	Antoine Doquin	FRA	**Artem Petrov**	ISR	Lamborghini Huracán GT3 EVO2	PRO	33:13.155	1	1:15.645	1:15	
25	31	13:48:44.108	Car Collection Motorsport	DEU	Hash	USA	**Alex Fontana**	CHE	Porsche 911 GT3 R (992)	PROA	34:19.183	1	1:20.078	1:20	
26	82	13:48:58.999	GetSpeed	DEU	Marcelo Ramírez	MEX	**Ralf Aron**	EST	Mercedes AMG GT3 EVO	PRO	34:34.074	1	1:16.294	1:15	
27	20	13:49:02.503	SPS Automotive Performance	DEU	Valentin Pierburg	DEU	**Dominik Baumann**	AUT	Mercedes AMG GT3 EVO	PROA	34:37.577	1	1:25.648	1:25	
28	65	13:49:09.168	Team Motopark	DEU	Heiko Neumann	DEU	**Lukas Dunner**	AUT	Mercedes AMG GT3 EVO	PROA	34:44.242	1	1:16.235	1:15	
29	5	13:49:17.560	Olimp Racing	POL	Stanislaw Jedliński	POL	**Krystian Korzeniowski**	POL	Ferrari 296 GT3	AM	34:52.634	1	1:17.841	1:15	
30	55	13:49:21.516	AF Corse	ITA	Laurent De Meeus	BEL	**Vincent Abril**	FRA	Ferrari 296 GT3	PROA	34:56.590	1	1:16.965	1:15	
31	21	13:49:39.807	AF Corse	ITA	Gino Forgione	CHE	**Michele Rugolo**	ITA	Ferrari 296 GT3	AM	35:14.881	1	1:25.950	1:25	

* timing tolerance of 0.3%

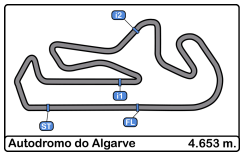

Autodromo Int. do Algarve
International GT Open
Race - 2
Weather Report

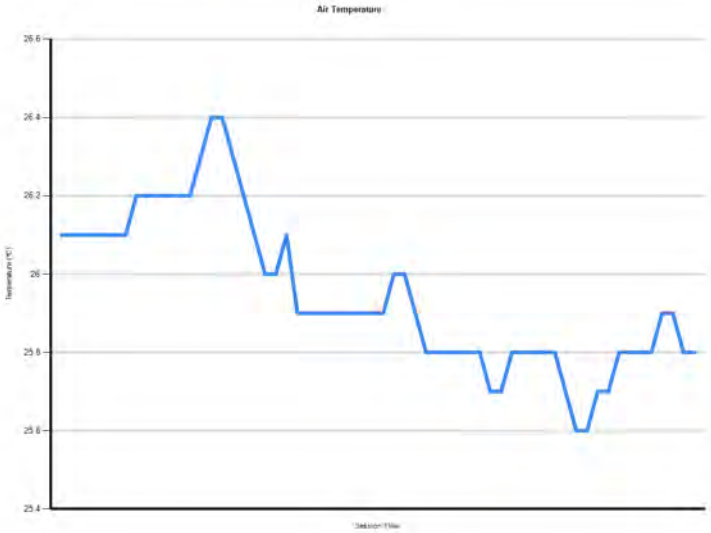

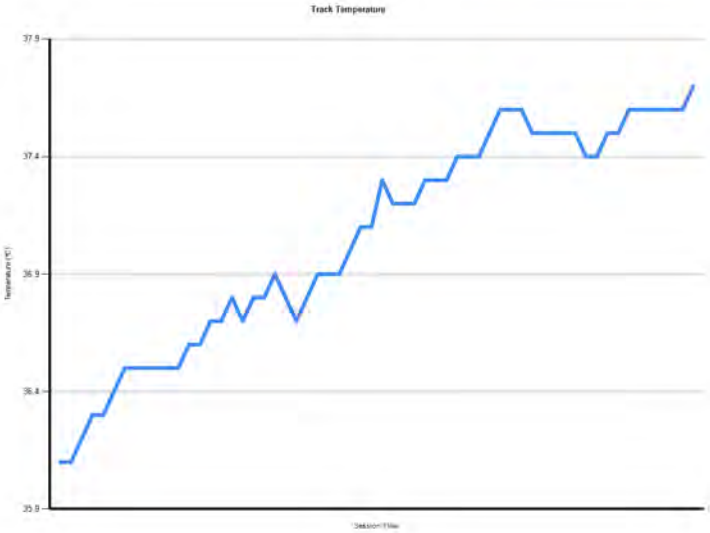

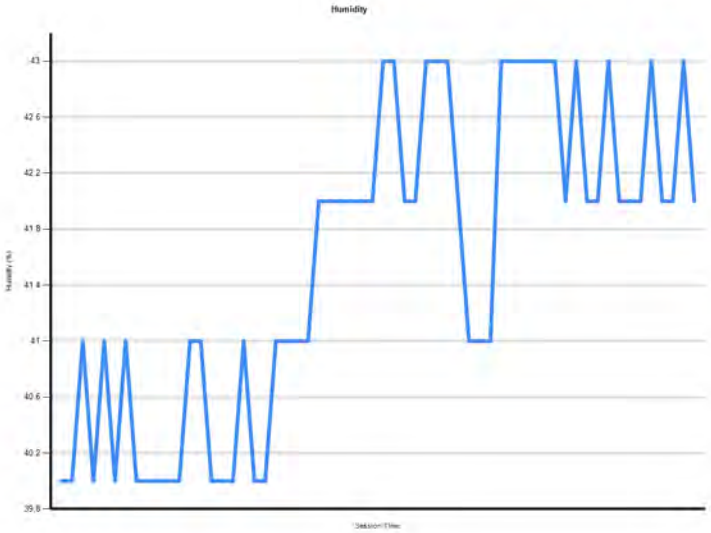

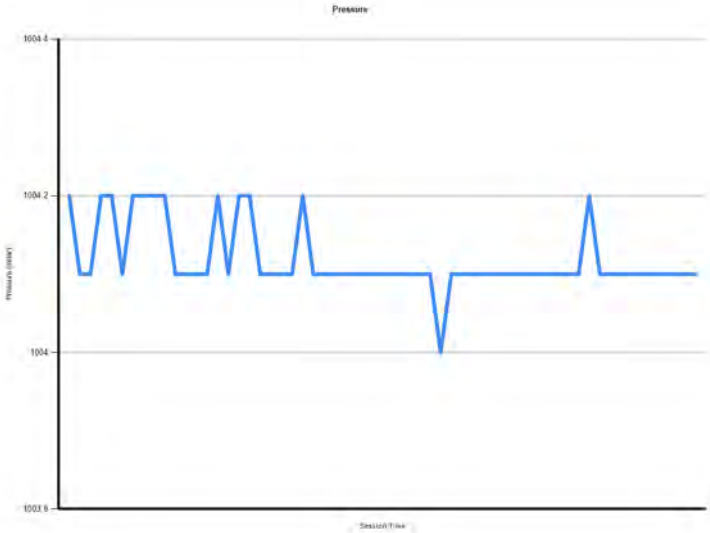

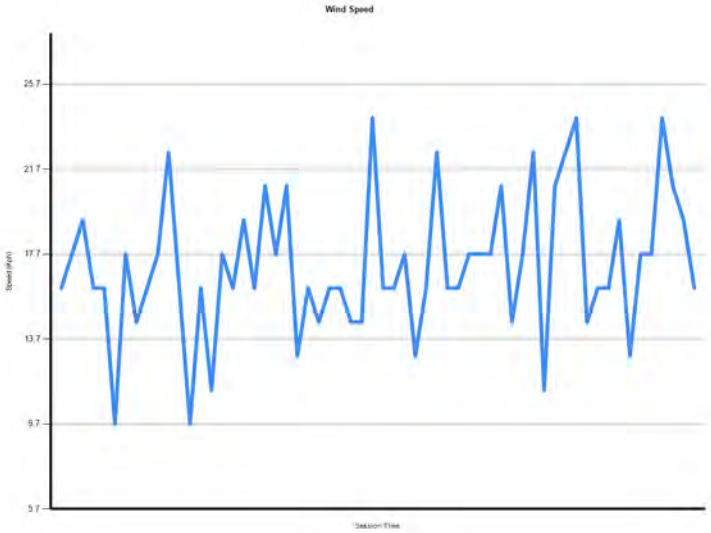

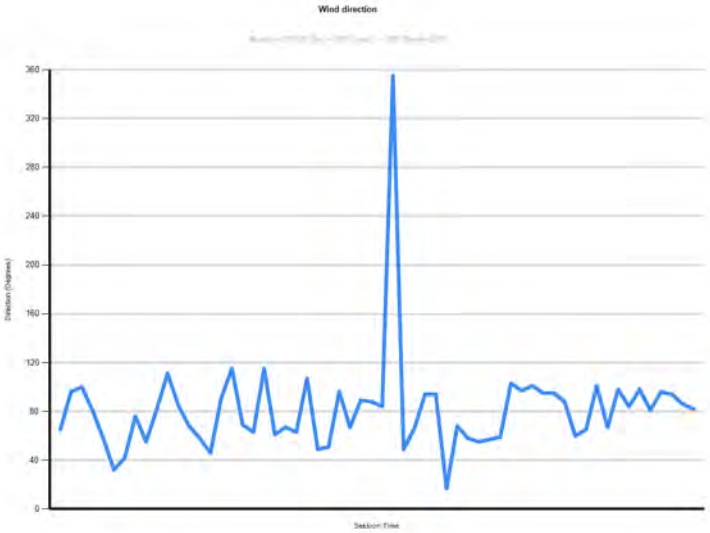

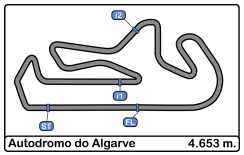

Autodromo Int. do Algarve
International GT Open
Race - 2
Final Results

Cls	Nº	Entrant/Team	Nat	Driver 1	Nat	Driver 2	Nat	Vehicle	Cat	Cl	Laps	Total Time	Gap	Interval	Km/h	Best	Time	Km/h
1	**11**	Team Motopark	DEU	**Levente Révész**	HUN	Matteo Cairoli	ITA	Mercedes AMG GT3 EVO	PRO	1	34	**59:59.719**			158.2	31	1:42.157	163.9
2	**4**	Optimum Motorsport	GBR	Michael Porter	GBR	**Zac Meakin**	GBR	McLaren 720S GT3 EVO	PRO	2	34	**1:00:02.421**	2.702	2.702	158.0	32	1:42.553	163.3
3	**17**	Elite Motorsport with Entire Race Engineering	GBR	Tom Lebbon	GBR	**Tom Emson**	GBR	Ferrari 296 GT3	PRO	3	34	**1:00:05.179**	5.460	2.758	157.9	19	1:42.827	162.9
4	**51**	AF Corse	ITA	**Carl Bennett**	THA	Tommaso Mosca	ITA	Ferrari 296 GT3	PRO	4	34	**1:00:07.144**	7.425	1.965	157.8	18	1:42.101	164.0
5	**1**	Eastalent Racing	AUT	Simon Reicher	AUT	**Christopher Haase**	DEU	Audi R8 LMS GT3 EVO II	PRO	5	34	**1:00:11.781**	12.062	4.637	157.6	5	1:42.738	163.0
6	**33 ***	Greystone GT	GBR	Dean Macdonald	GBR	**James Kell**	GBR	McLaren 720S GT3 EVO	PRO	6	34	**1:00:12.933**	13.214	1.152	157.6	18	1:42.166	163.9
7	**9**	GetSpeed	DEU	**Anthony Bartone**	USA	Fabian Schiller	DEU	Mercedes AMG GT3 EVO	PRO	7	34	**1:00:27.663**	27.944	14.730	156.9	17	1:41.806	164.5
8	**31**	Car Collection Motorsport	DEU	Hash	USA	**Alex Fontana**	CHE	Porsche 911 GT3 R (992)	PROAM	1	34	**1:00:30.227**	30.508	2.564	156.8	6	1:42.253	163.8
9	**82**	GetSpeed	DEU	Marcelo Ramírez	MEX	**Ralf Aron**	EST	Mercedes AMG GT3 EVO	PRO	8	34	**1:00:31.322**	31.603	1.095	156.8	7	1:42.959	162.6
10	**28**	BDR Grupo Prom Racing Team	BEL	**Amaury Bonduel**	FRA	Luis Michael Dörrbecker	MEX	Mercedes AMG GT3 EVO	PRO	9	34	**1:00:31.973**	32.254	0.651	156.8	7	1:43.403	161.9
11	**18**	Dinamic GT	ITA	**Alexey Nesov**	ND	Maksim Kizilov	ND	Porsche 911 GT3 R (992)	PRO	10	34	**1:00:32.377**	32.658	0.404	156.7	7	1:42.685	163.1
12	**20**	SPS Automotive Performance	DEU	Valentin Pierburg	DEU	**Dominik Baumann**	AUT	Mercedes AMG GT3 EVO	PROAM	2	34	**1:00:32.503**	32.784	0.126	156.7	6	1:42.749	163.0
13	**13**	Team Motopark	DEU	**Robert Visoiu**	ROU	Niklas Krütten	DEU	Mercedes AMG GT3 EVO	PRO	11	34	**1:00:33.064**	33.345	0.561	156.7	18	1:42.570	163.3
14	**54**	CBRX by SPS	DEU	**Dexter Müller**	CHE	Yannick Mettler	CHE	Mercedes AMG GT3 EVO	PROAM	3	34	**1:00:33.550**	33.831	0.486	156.7	16	1:42.110	164.0
15	**65**	Team Motopark	DEU	Heiko Neumann	DEU	**Lukas Dunner**	AUT	Mercedes AMG GT3 EVO	PROAM	4	34	**1:00:36.346**	36.627	2.796	156.6	17	1:43.143	162.4
16	**63 ***	Oregon Team	ITA	Antoine Doquin	FRA	**Artem Petrov**	ISR	Lamborghini Huracán GT3 EVO2	PRO	12	34	**1:00:38.417**	38.698	2.071	156.5	22	1:43.393	162.0
17	**6 ***	GetSpeed	DEU	Steve Jans	LUX	**Aaron Walker**	GBR	Mercedes AMG GT3 EVO	PROAM	5	34	**1:00:42.739**	43.020	4.322	156.3	19	1:42.843	162.8
18	**75**	Team ISR	CZE	**Filip Salaquarda**	CZE	Libor Milota	CZE	Audi R8 LMS GT3 EVO II	PROAM	6	34	**1:00:50.126**	50.407	7.387	156.0	10	1:43.263	162.2
19	**26**	Sainteloc Racing	FRA	**Michael Blanchemain**	FRA	Marcus Påverud	NOR	Audi R8 LMS GT3 EVO II	PROAM	7	34	**1:00:50.226**	50.507	0.100	156.0	24	1:42.661	163.1
20	**10**	Iron Lynx	ITA	Brenton Grove	AUS	**Stephen Grove**	AUS	Mercedes AMG GT3 EVO	PROAM	8	34	**1:00:54.193**	54.474	3.967	155.8	25	1:42.908	162.7
21	**55**	AF Corse	ITA	Laurent De Meeus	BEL	**Vincent Abril**	FRA	Ferrari 296 GT3	PROAM	9	34	**1:00:58.380**	58.661	4.187	155.6	6	1:43.536	161.7
22	**79**	Tsunami RT	SMR	Johannes Zelger	ITA	**Fabio Babini**	ITA	Porsche 911 GT3 R (992)	PROAM	10	34	**1:00:58.901**	59.182	0.521	155.6	7	1:43.393	162.0
23	**19**	Oregon Team	ITA	**Robin Rogalski**	POL	Filip Ugran	ROU	Lamborghini Huracán GT3 EVO2	PRO	13	34	**1:00:59.370**	59.651	0.469	155.6	21	1:44.042	161.0
24	**777 ***	Olimp Racing	POL	**Marcin Jedliński**	POL	Karol Basz	POL	Ferrari 296 GT3	PROAM	11	34	**1:01:00.602**	1:00.883	1.232	155.5	19	1:42.625	163.2
25	**188 ***	Garage 59	GBR	**Mark Sansom**	GBR	Miguel Ramos	PRT	McLaren 720S GT3 EVO	AM	1	34	**1:01:16.747**	1:17.028	16.145	154.8	26	1:43.473	161.8
26	**80 ***	Mertel Motorsport	DEU	Luca Ludwig	DEU	**Iván Velasco**	ESP	Ferrari 488 GT3 Evo	PROAM	12	34	**1:01:19.898**	1:20.179	3.151	154.7	25	1:43.557	161.7
27	**86**	Team Thor	ISL	Audunn Gudmundsson	ISL	**Thorvaldur Gissurarson**	ISL	Porsche 911 GT3 R (992)	AM	2	34	**1:01:35.381**	1:35.662	15.483	154.1	21	1:43.806	161.3
28	**21**	AF Corse	ITA	Gino Forgione	CHE	**Michele Rugolo**	ITA	Ferrari 296 GT3	AM	3	34	**1:01:35.861**	1:36.142	0.480	154.0	18	1:43.254	162.2
29	**108**	Vimana by GetSpeed	DEU	Ameerh Naran	ZWE			Mercedes AMG GT3 EVO	AM	4	34	**1:01:36.025**	1:36.306	0.164	154.0	29	1:44.726	159.9
30	**5**	Olimp Racing	POL	Stanislaw Jedliński	POL	**Krystian Korzeniowski**	POL	Ferrari 296 GT3	AM	5	33	**1:01:15.483**	1 Lap	1 Lap	150.3	8	1:43.448	161.9
31	**77**	BDR Grupo Prom Racing Team	BEL	Alfredo Hernández	MEX			Mercedes AMG GT3 EVO	AM	6	33	**1:01:35.266**	1 Lap	19.783	149.5	10	1:45.947	158.1

Fastest lap Bartone - Schiller in 1:41.806 at 164.5 Km/h in lap 17

PRO	9	GetSpeed	DEU	Anthony Bartone	USA		Fabian Schiller	DEU		Mercedes AMG GT3 EVO	17	1:41.806	164.5
PROAM	54	CBRX by SPS	DEU	Dexter Müller	CHE		Yannick Mettler	CHE		Mercedes AMG GT3 EVO	16	1:42.110	164.0

Published at:.....

Track Temp: **37.7 °C** Air Temp: **25.8 °C** Humidity: **42 %** Track Status: **DRY**

Stewards: Enric Arrazola Jose Carlos Wassmann Mário Manso

Timekeeper: Luis García

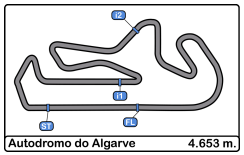

Autodromo Int. do Algarve
International GT Open
Race - 2
Final Results

AM	21	AF Corse	ITA	Gino Forgione	CHE		Michele Rugolo	ITA		Ferrari 296 GT3	18	1:43.254	162.2

*** PENALTIES**

STEWARDS DECISION CAR #6 - 5 SECONDS TIME PENALTY ADDED TO RACE TIME - TRACK LIMITS
STEWARDS DECISION CAR #6 -2ND 5 SECONDS TIME PENALTY ADDED TO RACE TIME - TRACK LIMITS
STEWARDS DECISION CAR #63 -5 SECONDS TIME PENALTY ADDED TO RACE TIME - TRACK LIMITS
STEWARDS DECISION CAR #80 - 5 SECONDS TIME PENALTY ADDED TO RACE TIME - TRACK LIMITS
STEWARDS DECISION CAR #188 - 5 SECONDS TIME PENALTY ADDED TO RACE TIME - LESS TIME HANDICAP
STEWARDS DECISION CAR #33 - 5 SECONDS TIME PENALTY ADDED TO RACE TIME - LESS TIME HANDICAP
STEWARDS DECISION CAR #80 - 2ND 5 SECONDS TIME PENALTY ADDED TO RACE TIME - TRACK LIMITS
STEWARDS DECISION CAR #777- 5 SECONDS TIME PENALTY ADDED TO RACE TIME - TRACK LIMITS
STEWARDS DECISION CAR #80- 3RD 5 SECONDS TIME PENALTY ADDED TO RACE TIME - TRACK LIMITS
REPRIMAND DRIVER CAR 5 - DRIVING STANDARDS
STEWARDS DECISION CAR #80 - 5 SECONDS TIME PENALTY ADDED TO RACE TIME - TRACK LIMITS
CAR 82 MUST RESPECT DRIVING STANDARDS
STEWARDS DECISION CAR #80 - 4TH 5 SECONDS TIME PENALTY ADDED TO TIME - TRACK LIMITS
STEWARDS DECISION CAR #777 - 2ND 5 SECONDS TIME PENALTY ADDED TO RACE TIME - TRACK LIMITS

Published at:.....

Track Temp: **37.7 °C** Air Temp: **25.8 °C** Humidity: **42 %** Track Status: **DRY**

Stewards: Enric Arrazola Jose Carlos Wassmann Mário Manso

Timekeeper: Luis García

Provisional Championship Classification

			Net		Portimao		SPA-Francorchamps	Hockenheim		Hungaroring		Paul Ricard		Red Bull Ring		Barcelona		Monza
Cls	Name	Nat	Pts	Pts	R1	R2	R	R1	R2	R1	R2	R1	R2	R1	R2	R1	R2	R
1	Levente Révész		23	23	8	15												
	Matteo Cairoli		23	23	8	15												
2	James Kell		20	20	15	5												
	Dean Macdonald		20	20	15	5												
3	Christopher Haase		18	18	12	6												
	Simon Reicher		18	18	12	6												
4	Michael Porter		17	17	5	12												
	Zac Meakin		17	17	5	12												
5	Tom Emson		16	16	6	10												
	Tom Lebbon		16	16	6	10												
6	Fabian Schiller		14	14	10	4												
	Anthony Bartone		14	14	10	4												
7	Carl Bennett		12	12	4	8												
	Tommaso Mosca		12	12	4	8												
8	Alex Fontana		4	4	1	3												
	Hash		4	4	1	3												
9	Dominik Baumann		3	3	3													
	Valentin Pierburg		3	3	3													
10	Niklas Krütten		2	2	2													
	Robert Visoiu		2	2	2													
11	Ralf Aron		2	2		2												
	Marcelo Ramírez		2	2		2												
12	Amaury Bonduel		1	1		1												
	Luis Michael Dörrbecker		1	1		1												
13	Steve Jans		0	0														
	Aaron Walker		0	0														
14	Alexey Nesov		0	0														
	Maksim Kizilov		0	0														
15	Antoine Doquin		0	0														
	Artem Petrov		0	0														
16	Heiko Neumann		0	0														
	Lukas Dunner		0	0														
17	Yannick Mettler		0	0														
	Dexter Müller		0	0														
18	Filip Salaquarda		0	0														
	Libor Milota		0	0														
19	Johannes Zelger		0	0														
	Fabio Babini		0	0														
20	Karol Basz		0	0														
	Marcin Jedliński		0	0														
21	Marcus Påverud		0	0														
	Michael Blanchemain		0	0														
22	Robin Rogalski		0	0														
	Filip Ugran		0	0														

Provisional Championship Classification

			Net		Portimao		SPA-Francorchamps	Hockenheim		Hungaroring		Paul Ricard		Red Bull Ring		Barcelona		Monza
Cls	Name	Nat	Pts	Pts	R1	R2	R	R1	R2	R1	R2	R1	R2	R1	R2	R1	R2	R
23	Brenton Grove		0	0														
	Stephen Grove		0	0														
24	Vincent Abril		0	0														
	Laurent De Meeus		0	0														
25	Gino Forgione		0	0														
	Michele Rugolo		0	0														
26	Iván Velasco		0	0														
	Luca Ludwig		0	0														
27	Mark Sansom		0	0														
	Miguel Ramos		0	0														
28	Thorvaldur Gissurarson		0	0														
	Audunn Gudmundsson		0	0														
29	Ameerh Naran		0	0														
30	Krystian Korzeniowski		0	0														
	Stanislaw Jedliński		0	0														
31	Alfredo Hernández		0	0														
32	Tom Jackson		0	0														

Provisional Championship PROAM Classification

			Net		Portimao		SPA-Francorchamps	Hockenheim		Hungaroring		Paul Ricard		Red Bull Ring		Barcelona		Monza
Cls	Name	Nat	Pts	Pts	R1	R2	R	R1	R2	R1	R2	R1	R2	R1	R2	R1	R2	R
1	Dominik Baumann		18	18	10	8												
	Valentin Pierburg		18	18	10	8												
2	Hash		18	18	8	10												
	Alex Fontana		18	18	8	10												
3	Aaron Walker		10	10	6	4												
	Steve Jans		10	10	6	4												
4	Heiko Neumann		10	10	5	5												
	Lukas Dunner		10	10	5	5												
5	Dexter Müller		9	9	3	6												
	Yannick Mettler		9	9	3	6												
6	Filip Salaquarda		7	7	4	3												
	Libor Milota		7	7	4	3												
7	Johannes Zelger		2	2	2													
	Fabio Babini		2	2	2													
8	Marcus Påverud		2	2		2												
	Michael Blanchemain		2	2		2												
9	Marcin Jedliński		1	1	1													
	Karol Basz		1	1	1													
10	Stephen Grove		1	1		1												
	Brenton Grove		1	1		1												
11	Laurent De Meeus		0	0														
	Vincent Abril		0	0														
12	Luca Ludwig		0	0														
	Iván Velasco		0	0														

Provisional Championship AM Classification

			Net		Portimao		SPA-Francorchamps	Hockenheim		Hungaroring		Paul Ricard		Red Bull Ring		Barcelona		Monza
Cls	Name	Nat	Pts	Pts	R1	R2	R	R1	R2	R1	R2	R1	R2	R1	R2	R1	R2	R
1	Mark Sansom		18	18	8	10												
	Miguel Ramos		18	18	8	10												
2	Michele Rugolo		16	16	10	6												
	Gino Forgione		16	16	10	6												
3	Thorvaldur Gissurarson		12	12	4	8												
	Audunn Gudmundsson		12	12	4	8												
4	Ameerh Naran		10	10	6	4												
5	Krystian Korzeniowski		3	3		3												
	Stanislaw Jedliński		3	3		3												
6	Alfredo Hernández		2	2		2												
7	Tom Jackson		0	0														

Provisional Championship Teams' Classification

			Net		Portimao		SPA-Francorchamps	Hockenheim		Hungaroring		Paul Ricard		Red Bull Ring		Barcelona		Monza
Cls	**Team**	**Nat**	**Pts**	**Pts**	**R1**	**R2**	**R**	**R1**	**R2**	**R1**	**R2**	**R1**	**R2**	**R1**	**R2**	**R1**	**R2**	**R**
1	Team Motopark		14	14	4	10												
2	Greystone GT		12	12	10	2												
3	Eastalent Racing		11	11	8	3												
4	Optimum Motorsport		10	10	2	8												
5	Elite Motorsport		9	9	3	6												
6	GetSpeed		6	6	6													
7	AF Corse		4	4		4												
8	BDR Grupo Prom Racing Team		0	0														
	Car Collection Motorsport		0	0														
	Dinamic GT		0	0														
	Iron Lynx		0	0														
	Mertel Motorsport		0	0														
	Olimp Racing		0	0														
	Garage 59		0	0														
	Team Thor		0	0														
	Tsunami RT		0	0														
	Oregon Team		0	0														
	Sainteloc Racing		0	0														
	SPS Automotive Performance		0	0														
	Team ISR		0	0														

Drivers Statistics

Cls	Nº	Name	Nat	Net Points	Points	First Positions	Seconds Positions	Thirds Positions	Race Fastest Laps	Pole Positions	Laps in first place	Km. covered in Race	Km. covered in Practice
1	11	Levente Révész		23	23	1					7	339.669	279.180
	11	Matteo Cairoli		23	23	1					7	339.669	279.180
2	33	James Kell		20	20	1					17	339.669	321.057
	33	Dean Macdonald		20	20	1					17	339.669	321.057
3	1	Christopher Haase		18	18		1					339.669	321.057
	1	Simon Reicher		18	18		1					339.669	321.057
4	4	Michael Porter		17	17		1				1	339.669	283.833
	4	Zac Meakin		17	17		1				1	339.669	283.833
5	17	Tom Emson		16	16			1				339.669	307.098
	17	Tom Lebbon		16	16			1				339.669	307.098
6	9	Fabian Schiller		14	14			1	1	1	22	339.669	353.628
	9	Anthony Bartone		14	14			1	1	1	22	339.669	353.628
7	51	Carl Bennett		12	12							339.669	376.893
	51	Tommaso Mosca		12	12							339.669	376.893
8	31	Alex Fontana		4	4					1	26	339.669	479.259
	31	Hash		4	4					1	26	339.669	479.259
9	20	Dominik Baumann		3	3							339.669	442.035
	20	Valentin Pierburg		3	3							339.669	442.035
10	13	Niklas Krütten		2	2							339.669	288.486
	13	Robert Visoiu		2	2							339.669	288.486
11	82	Ralf Aron		2	2				1			339.669	358.281
	82	Marcelo Ramírez		2	2				1			339.669	358.281
12	28	Amaury Bonduel		1	1							339.669	307.098
	28	Luis Michael Dörrbecker		1	1							339.669	307.098
13	6	Steve Jans		0	0							339.669	390.852
	6	Aaron Walker		0	0							339.669	390.852
14	18	Alexey Nesov		0	0							339.669	302.445
	18	Maksim Kizilov		0	0							339.669	302.445
15	63	Antoine Doquin		0	0							339.669	279.180
	63	Artem Petrov		0	0							339.669	279.180
16	65	Heiko Neumann		0	0							339.669	302.445
	65	Lukas Dunner		0	0							339.669	302.445
17	54	Yannick Mettler		0	0							339.669	428.076
	54	Dexter Müller		0	0							339.669	428.076
18	75	Filip Salaquarda		0	0							339.669	307.098
	75	Libor Milota		0	0							339.669	307.098
19	79	Johannes Zelger		0	0							339.669	418.770
	79	Fabio Babini		0	0							339.669	418.770
20	777	Karol Basz		0	0							339.669	386.199
	777	Marcin Jedliński		0	0							339.669	386.199

Drivers Statistics

Cls	Nº	Name	Nat	Net Points	Points	First Positions	Seconds Positions	Thirds Positions	Race Fastest Laps	Pole Positions	Laps in first place	Km. covered in Race	Km. covered in Practice
21	26	Marcus Påverud		0	0							339.669	372.240
	26	Michael Blanchemain		0	0							339.669	372.240
22	19	Robin Rogalski		0	0							339.669	321.057
	19	Filip Ugran		0	0							339.669	321.057
23	10	Brenton Grove		0	0							339.669	483.912
	10	Stephen Grove		0	0							339.669	483.912
24	55	Vincent Abril		0	0							339.669	358.281
	55	Laurent De Meeus		0	0							339.669	358.281
25	21	Gino Forgione		0	0							339.669	465.300
	21	Michele Rugolo		0	0							339.669	465.300
26	80	Iván Velasco		0	0							339.669	265.221
	80	Luca Ludwig		0	0							339.669	265.221
27	188	Mark Sansom		0	0							339.669	465.300
	188	Miguel Ramos		0	0							339.669	465.300
28	86	Thorvaldur Gissurarson		0	0							321.057	428.076
	86	Audunn Gudmundsson		0	0							321.057	428.076
29	108	Ameerh Naran		0	0							335.016	288.486
30	5	Krystian Korzeniowski		0	0							186.120	423.423
	5	Stanislaw Jedliński		0	0							186.120	423.423
31	77	Alfredo Hernández		0	0							181.467	386.199
32	108	Tom Jackson		0	0								148.896

Drivers Performance

Cls	Name	Nat	Net Pts	Pts	Portimao R1	Portimao R2	SPA-Francorchamps R	Hockenheim R1	Hockenheim R2	Hungaroring R1	Hungaroring R2	Paul Ricard R1	Paul Ricard R2	Red Bull Ring R1	Red Bull Ring R2	Barcelona R1	Barcelona R2	Monza R
1	Levente Révész		23	23	3 - 4	7 - 1												
	Matteo Cairoli		23	23	3 - 4	7 - 1												
2	James Kell		20	20	2 - 1	10 - 6												
	Dean Macdonald		20	20	2 - 1	10 - 6												
3	Christopher Haase		18	18	12 - 2	4 - 5												
	Simon Reicher		18	18	12 - 2	4 - 5												
4	Michael Porter		17	17	5 - 6	8 - 2												
	Zac Meakin		17	17	5 - 6	8 - 2												
5	Tom Emson		16	16	10 - 5	12 - 3												
	Tom Lebbon		16	16	10 - 5	12 - 3												
6	Fabian Schiller		14	14	1 - 3	13 - 7												
	Anthony Bartone		14	14	1 - 3	13 - 7												
7	Carl Bennett		12	12	8 - 7	18 - 4												
	Tommaso Mosca		12	12	8 - 7	18 - 4												
8	Alex Fontana		4	4	24 - 10	1 - 8												
	Hash		4	4	24 - 10	1 - 8												
9	Dominik Baumann		3	3	14 - 8	2 - 12												
	Valentin Pierburg		3	3	14 - 8	2 - 12												
10	Niklas Krütten		2	2	6 - 9	15 - 13												
	Robert Visoiu		2	2	6 - 9	15 - 13												
11	Ralf Aron		2	2	23 - 15	3 - 9												
	Marcelo Ramírez		2	2	23 - 15	3 - 9												
12	Amaury Bonduel		1	1	21 - 17	17 - 10												
	Luis Michael Dörrbecker		1	1	21 - 17	17 - 10												
13	Steve Jans		0	0	11 - 11	30 - 17												
	Aaron Walker		0	0	11 - 11	30 - 17												
14	Alexey Nesov		0	0	26 - 23	5 - 11												
	Maksim Kizilov		0	0	26 - 23	5 - 11												
15	Antoine Doquin		0	0	15 - 12	14 - 16												
	Artem Petrov		0	0	15 - 12	14 - 16												
16	Heiko Neumann		0	0	19 - 13	6 - 15												
	Lukas Dunner		0	0	19 - 13	6 - 15												
17	Yannick Mettler		0	0	4 - 16	21 - 14												
	Dexter Müller		0	0	4 - 16	21 - 14												
18	Filip Salaquarda		0	0	22 - 14	NP - 18												
	Libor Milota		0	0	22 - 14	NP - 18												
19	Johannes Zelger		0	0	25 - 18	16 - 22												
	Fabio Babini		0	0	25 - 18	16 - 22												
20	Karol Basz		0	0	7 - 19	26 - 24												
	Marcin Jedliński		0	0	7 - 19	26 - 24												
21	Marcus Påverud		0	0	17 - 26	22 - 19												
	Michael Blanchemain		0	0	17 - 26	22 - 19												
22	Robin Rogalski		0	0	18 - 20	20 - 23												
	Filip Ugran		0	0	18 - 20	20 - 23												

Drivers Performance

			Net		Portimao		SPA-Francorchamps	Hockenheim		Hungaroring		Paul Ricard		Red Bull Ring		Barcelona		Monza
Cls	Name	Nat	Pts	Pts	R1	R2	R	R1	R2	R1	R2	R1	R2	R1	R2	R1	R2	R
23	Brenton Grove		0	0	9 - 27	24 - 20												
	Stephen Grove		0	0	9 - 27	24 - 20												
24	Vincent Abril		0	0	27 - 21	9 - 21												
	Laurent De Meeus		0	0	27 - 21	9 - 21												
25	Gino Forgione		0	0	28 - 22	19 - 28												
	Michele Rugolo		0	0	28 - 22	19 - 28												
26	Iván Velasco		0	0	16 - 24	23 - 26												
	Luca Ludwig		0	0	16 - 24	23 - 26												
27	Mark Sansom		0	0	13 - 25	25 - 25												
	Miguel Ramos		0	0	13 - 25	25 - 25												
28	Thorvaldur Gissurarson		0	0	20 - 29	29 - 27												
	Audunn Gudmundsson		0	0	20 - 29	29 - 27												
29	Ameerh Naran		0	0	30 - 28	27 - 29												
30	Krystian Korzeniowski		0	0	31 - NC	11 - 30												
	Stanislaw Jedliński		0	0	31 - NC	11 - 30												
31	Alfredo Hernández		0	0	29 - NC	28 - 31												
32	Tom Jackson		0	0	NP - NP	NP - NP												