

Drivers Briefing

Welcome



FPAK Officials

Race Director - Ramiro Brito

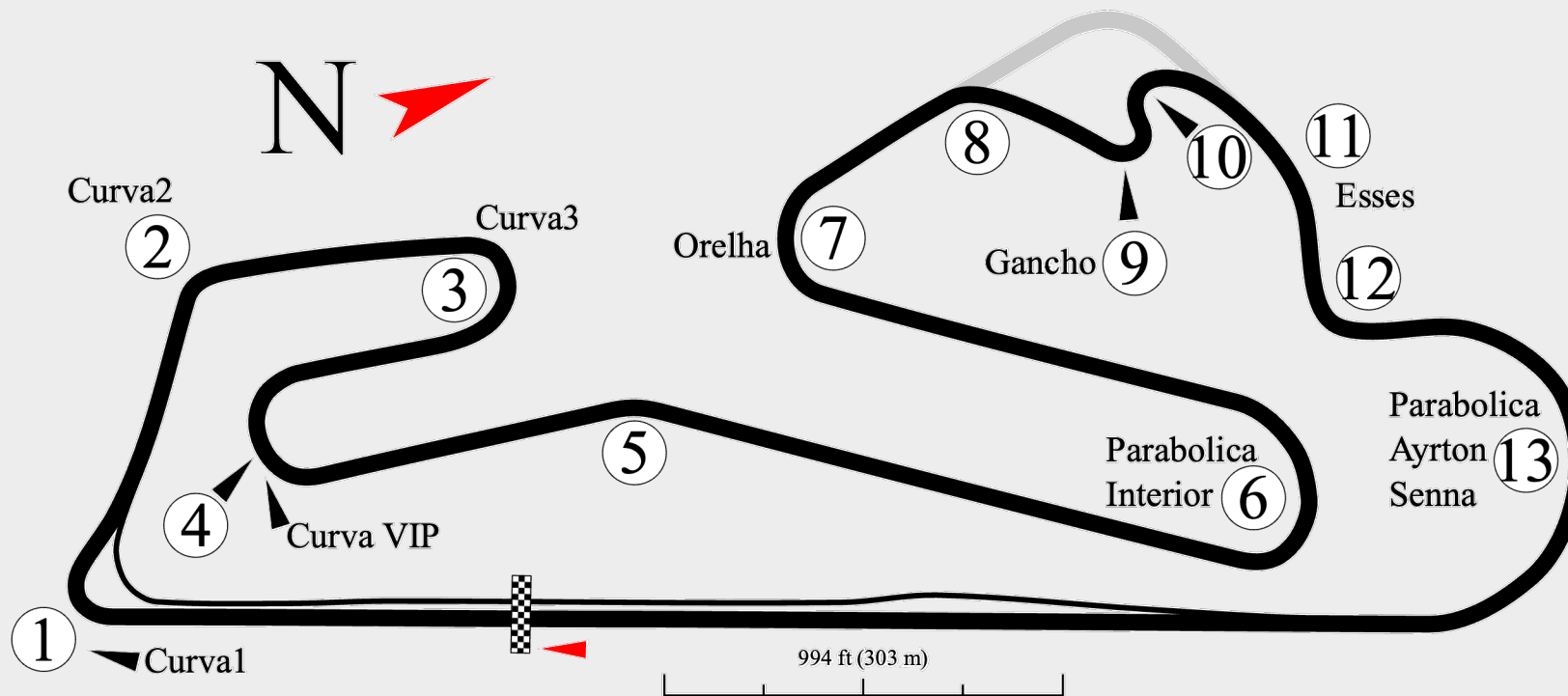
Chairman of the Stewards - Mário Manso (Chairman)

Technical Delegate - Ricardo Hipólito

FPAK Observer - Rui Carvalho



Track Plan



PROGRAM

Saturday 13/07

Free Practice – 9h 40m / 10h 20m (40 minutes)

Qualifying

TC + TCR + GTC – 14h 10m / 14h 25m (15 minutes)

TC + TCR + GTC – 14h 30m / 14h 45m (15 Minutes)

CPV GT4 – 14h 50m / 15h 05m (15 minutes)

CPV GT4 – 15h 10m / 15h 25m (15 minutes)



PROGRAM

Sunday 14/07

11h 05m / 11h 50m – Race 1 (45 minutes) Live

16h 55m / 17h 40m – Race 2 (45 minutes) Live




Digital Boards Signals and schedule

- **Respect Digital Boards at marshal posts and instructions from marshals and officials**
- **Follow and respect schedule**
- **Respect track limits**



Track Limits

- At least one wheel on the curb



Pit Entry

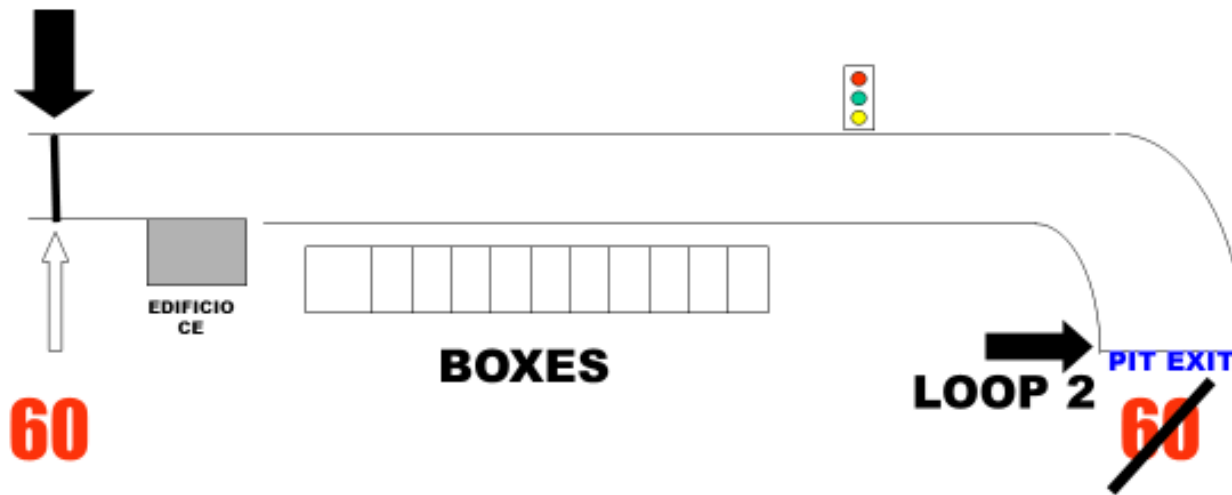


Pit Exit Lights



Pit Exit (end of speed limit / end of Handicap)





← 60 km/h = 35 SECONDS →

Don't cross the White Line





TURN 7

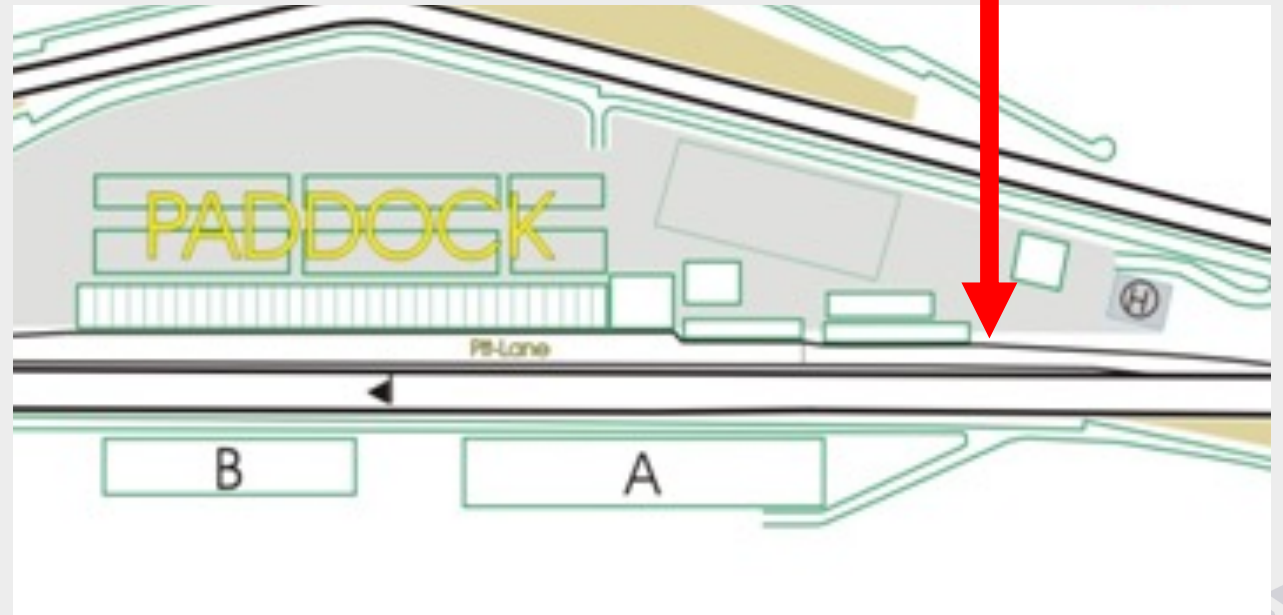
**IF YOU WENT OFF THE TRACK DO IT
AS INDICATED**

Full Course Yellow

- **Slow down (80 km/h)**
- **Green flag to restart normal race speed**

Qualifying access to Pit Lane (padock teams)

- Pre access park until 12h 45m
- Access behind the Media Center



Q1 start order

27.10. During qualifying session 1, vehicles will be placed in order of free practice order in the pitlane “fast lane” before the green light opens. Teams will be called by a responsible for the organization or by a pit marshal to his position in the pitlane. If the team call is not ready to take your place in the pitlane "fast lane", or indicates that you do not wish to leave At that moment, you will only be able to enter the track after all the vehicles that are in the “fast lane” of the pitlane have left. During the break between timed training sessions 1 and 2, the “fast track” will be open and teams will be able to wait for the start of timed training 2 next to the traffic lights at the end of the pitlane.

Before Q1



Between Q1 and Q2



Start Procedure (Rolling start)

- 25 minutes - Pit lane opens
- 20 minutes - Pit Lane closes
- 5 Minutes – End of tire change period
- 3 Minutes – Clear track
 - Tires on the ground
- 1 minute – Start engines
- 15 seconds
- Formation Lap

Formation lap and Start

- Pole is in charge of speed
- Formation in two lines
- When safety car is out pole cannot reduce the pace
- Start Red Lights off



Start Lights



Finish Line



Blue Flags

2.5.5 e) Appendix H

The flag should normally be shown to a car about to be lapped, if the driver does not seem to be making full use of his rear-view mirrors. When shown, the driver concerned must allow the following car to pass at the earliest opportunity.

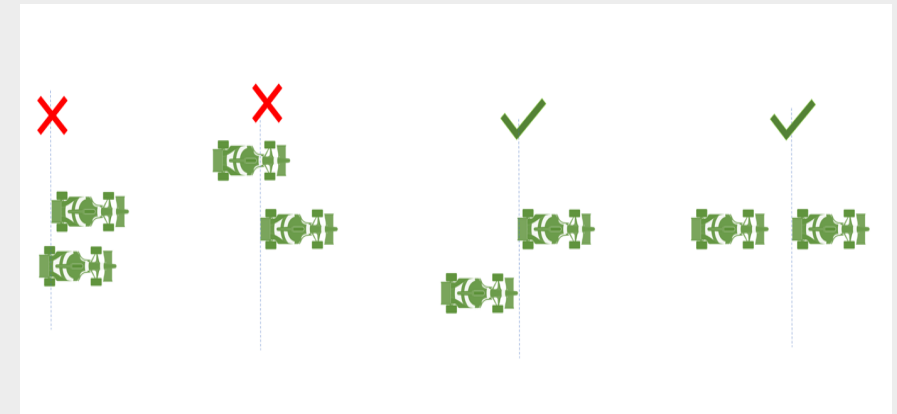


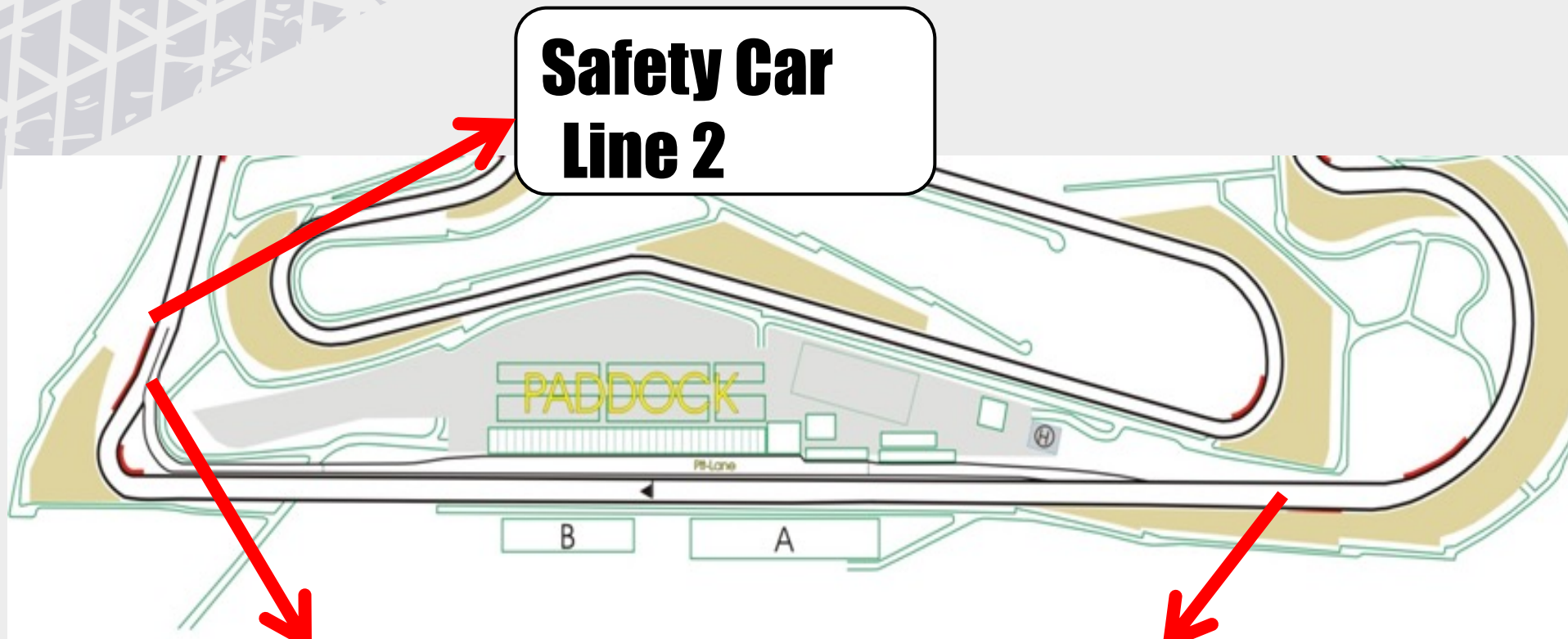
Stop & Go



Safety Car Procedure

- Yellow flags and SC boards at marshals posts
- Reduce speed and form behind the safety car
- No more than 5 cars distance between leader and SC
- in order to avoid the likelihood of accidents before the safety car returns to the pit lane, from the point at which the lights on the car are extinguished, drivers must proceed at a pace which involves no erratic acceleration, braking, or any other manoeuvre which is likely to endanger other drivers or impede the restart





**Safety Car
Line 2**

**Pit Exit
White Line**

**Safety Car
Line 1**

Race Suspension

- Red Flags
- Slow down and go to start/finish line
- Restart behind safety car
- Timekeeping does not stop



Final Notes

- This briefing does not dismiss the knowledge of the regulations
- Use the fast lane at the pits only if you're entering or leaving
- Differences of speed at track (blue flags)



Good Luck

Enjoy your event

Ramiro Brito

Race Director

