


Algarve Welcome Spring

Autódromo Internacional do Algarve

CPV / IBERIAN SUPERCARS
Provisional Result Race 2
4 - 7 May 2023
Autodromo Internacional Algarve - 4652mtr.



Pos	Nbr	Name / Entrant	Car	Cls	PIC	Gap	Total time	Fastest	In	Avg. Speed
1	55	Pires-Niskanen Lema Racing	Mercedes AMG GT4	GT4 PRC	1	-- 21 laps --	45:28.647	1:52.756	10	128.91
2	115	Muñoz-Simó NM Racing Team	Mercedes AMG GT4	T4 Bron:	1	3.599	45:32.246	1:52.585	5	128.74
3	8	Cunha-Rodrigues Veloso Motorsport	Audi R8 LMS GT4	T4 Bron:	2	15.790	45:44.437	1:53.326	7	128.17
4	24	Carvalho-Batista Araujo Competição	McLaren 570S GT4	T4 Bron:	3	15.992	45:44.639	1:55.064	13	128.16
5	37	Mota-Pires Fábio Mota	Ginetta G55 GT4	GT4 PRC	2	19.787	45:48.434	1:54.771	11	127.98
6	12	Zemaitis-Geppert SMC Motorsport	McLaren 570S GT4	GT4 PRC	3	22.800	45:51.447	1:53.790	9	127.84
7	38	Calheiros-Macedo Lema Racing	Mercedez AMG GT4	T4 Bron:	4	25.263	45:53.910	1:55.883	4	127.72
8	16	Batina-Azevedo Orlando Batina	BMW M4 GT4 F82	GT4 PRC	4	29.477	45:58.124	1:54.395	9	127.53
9	29	Alfonso Colomina SMC Motorsport	McLaren 570S GT4	T4 Bron:	5	58.289	46:26.936	1:56.915	21	126.21
10	18	Gião-Vieira Racar Motorsport	Mercedes AMG GT4	GT4 PRC	5	1:03.873	46:32.520	1:53.791	8	125.96
11	5	Pires-Abreu Speedy Motorsport	BMW M4 GT4	GT4 PRC	6	1:07.463	46:36.110	1:52.553	9	125.80
12	116	Aso Arjol-Vannelet NM Racing Team	Mercedes AMG GT4	GT4 PRC	7	2:14.304	47:42.951	1:53.793	6	122.86
13	78	Fontes-Gomez Álvaro Fontes	BMW M2 CS Racing	M2	1	-- 20 laps --	45:42.748	1:58.963	20	122.14
14	007	Ramos-Soares Araujo Competição	Aston Martin Vantage GT4	GTX	1	8.493	45:51.241	1:57.883	10	121.76
15	9	João Vieira João Vieira	Porsche 911 Cup	Cup	1	27.260	46:10.008	1:58.635	16	120.94
16	26	P. Abreu-Moore Tomás P. Abreu	Ginetta G50	GTX	2	1:01.782	46:44.530	1:59.444	8	119.45
17	40	Hormigos-Hernández Borja Hormigos	BMW M240i Racing	TC	1	1:09.837	46:52.585	2:01.678	14	119.10
18	25	Kirton-Elsworth Steve Kirton	Ginetta G50	GTX	3	1:15.048	46:57.796	2:01.667	8	118.88
19	69	Fothergill-Bennett Tockwith Motorsports	Porsche 911 Cup	Cup	2	1:27.813	47:10.561	1:58.246	4	118.35
20	58	M.Nabais-A.Nabais Speedy Motorsport	Porsche Cayman GT4 Clubsport (981)	GTX	4	-- 19 laps --	45:53.000	2:00.784	12	115.60

Fastest time : 1:52.553 in lap 9 by nbr. 5 : Pires-Abreu (BMW M4 GT4)

Publication-time

 Results: <https://livetiming.raceresults.nu/autodromodoalgarve>

Timekeeping by :

Timekeeper  Miguel C. Calado Glória	 19/15 Cleck of the Course	Stewards
--	---	----------

Page 1 of 2

Results remain provisional pending technical examination and decisions from the stewards of the meeting



Algarve Welcome Spring

Autódromo Internacional do Algarve

CPV / IBERIAN SUPERCARS
Provisional Result Race 2

4 - 7 May 2023

Autodromo Internacional Algarve - 4652mtr.

Pos	Nbr	Name / Entrant	Car	Cls	PIC	Gap	Total time	Fastest	In	Avg. Speed
21	88	Manuel Vistas Araujo Competição	McLaren 570S Trophy	GTX	5	22.700	46:15.700	2:03.673	5	114.65
22	580	Sousa-Silva Manuel Sousa	Cupra TCR	TCR	1	24.196	46:17.196	2:00.554	10	114.59
23	102	Camelo-Caçoilo Adelino Camelo	Ginetta G40	TC	2	1:03.575	46:56.575	2:10.613	7	112.99
24	33	Rui Miritta Rui Miritta	Porsche 911 Cup	Cup	3	-- 13 laps --	36:04.132	1:56.896	6	100.61
25	57	Paulo Silva Paulo Silva	Audi RS3 LMS TCR	TCR	2	-- 6 laps --	15:38.856	2:07.088	5	107.04
26	101	Machado-Pinto Coelho Mariana Machado	Ginetta G40	TC	3	-- 1 laps --	2:41.426			103.76

Nºs 33 e 580 - 39s penalização. Decisões do CCD Nºs 20 e 21

Nº 5 - Penalização 51s. Decisão do CCD Nº 22


Nº 18 - Penalização 59s. Decisão do CCD Nº 23

Fastest time : 1:52.553 in lap 9 by nbr. 5 : Pires-Abreu (BMW M4 GT4)

Publication-time

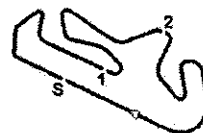
Results: <https://livetiming.raceresults.nu/autodromodoalgarve>

Timekeeping by :

Timekeeper	 Miguel C. Calado Glória	12:17:17 18h15	Clock of the Course	Stewards
------------	--	-------------------	---------------------	----------

Page 2 of 2

Results remain provisional pending technical examination and decisions from the stewards of the meeting



Algarve Welcome Spring

Autódromo Internacional do Algarve

CPV / IBERIAN SUPERCARS

Provisional result per class Race 2

4 - 7 May 2023

Autodromo Internacional Algarve - 4652mtr.

Cup

Pos	Nbr	Name / Entrant	Car	Gap	Diff	Total time	Fastest	In
1	9	João Vieira João Vieira	Porsche 911 Cup	-- 20 laps --		46:10.008	1:58.635	16
2	69	Fothergill-Bennett Tockwith Motorsports	Porsche 911 Cup	1:00.553	1:00.553	47:10.561	1:58.246	4
3	33	Rui Miritta Rui Miritta	Porsche 911 Cup	-- 13 laps --		36:04.132	1:56.896	6

GT4 Bronze

Pos	Nbr	Name / Entrant	Car	Gap	Diff	Total time	Fastest	In
1	115	Muñoz-Simó NM Racing Team	Mercedes AMG GT4	-- 21 laps --		45:32.246	1:52.585	5
2	8	Cunha-Rodrigues Velooso Motorsport	Audi R8 LMS GT4	12.191	12.191	45:44.437	1:53.326	7
3	24	Carvalho-Batista Araujo Competição	McLaren 570S GT4	12.393	0.202	45:44.639	1:55.064	13
4	38	Calheiros-Macedo Lema Racing	Mercedez AMG GT4	21.664	9.271	45:53.910	1:55.883	4
5	29	Alfonso Colomina SMC Motorsport	McLaren 570S GT4	54.690	33.026	46:26.936	1:56.915	21

GT4 PRO


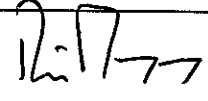
Pos	Nbr	Name / Entrant	Car	Gap	Diff	Total time	Fastest	In
1	55	Pires-Niskanen Lema Racing	Mercedes AMG GT4	-- 21 laps --		45:28.647	1:52.756	10
2	37	Mota-Pires Fábio Mota	Ginetta G55 GT4	19.787	19.787	45:48.434	1:54.771	11
3	12	Zemaitis-Geppert SMC Motorsport	McLaren 570S GT4	22.800	3.013	45:51.447	1:53.790	9
4	16	Batina-Azevedo Orlando Batina	BMW M4 GT4 F82	29.477	6.677	45:58.124	1:54.395	9
5	18	Gião-Vieira Racar Motorsport	Mercedes AMG GT4	1:03.873	34.396	46:32.520	1:53.791	8
6	5	Pires-Abreu Speedy Motorsport	BMW M4 GT4	1:07.463	3.590	46:36.110	1:52.553	9
7	116	Aso Arjol-Vannelet NM Racing Team	Mercedes AMG GT4	2:14.304	1:06.840	47:42.951	1:53.793	6

Fastest time : 1:52.553 in lap 9 by nbr. 5 : Pires-Abreu (BMW M4 GT4)

Publication-time

Results: <https://livetiming.raceresults.nu/autodromodoalgarve>

Timekeeping by :

Timekeeper			Stewards
Page 1 of 3	Miguel C. Calado Glória	18h15 Cleck of the Course	

Results remain provisional pending technical examination and decisions from the stewards of the meeting



Algarve Welcome Spring

Autódromo Internacional do Algarve

CPV / IBERIAN SUPERCARS

Provisional result per class Race 2

4 - 7 May 2023

Autodromo Internacional Algarve - 4652mtr.

GTX

Pos	Nbr	Name / Entrant	Car	Gap	Diff	Total time	Fastest	In
1	007	Ramos-Soares Araujo Competição	Aston Martin Vantage GT4	-- 20 laps --	1:55.432	45:51.241	1:57.883	10
2	26	P. Abreu-Moore Tomás P. Abreu	Ginetta G50		53.289	46:44.530	1:59.444	8
3	25	Kirton-Elsworth Steve Kirton	Ginetta G50		1:06.555	46:57.796	2:01.667	8
4	58	M.Nabais-A.Nabais Speedy Motorsport	Porsche Cayman GT4 Clubsport	-- 19 laps --		45:53.000	2:00.784	12
5	88	Manuel Vistas Araujo Competição	McLaren 570S Trophy		22.700	46:15.700	2:03.673	5

M2

Pos	Nbr	Name / Entrant	Car	Gap	Diff	Total time	Fastest	In
1	78	Fontes-Gomez Álvaro Fontes	BMW M2 CS Racing	-- 20 laps --		45:42.748	1:58.963	20

TC

Pos	Nbr	Name / Entrant	Car	Gap	Diff	Total time	Fastest	In
1	40	Hormigos-Hernández Borja Hormigos	BMW M240i Racing	-- 20 laps --		46:52.585	2:01.678	14
2	102	Camelo-Caçoilo Adelino Camelo	Ginetta G40	-- 19 laps --		46:56.575	2:10.613	7
3	101	Machado-Pinto Coelho Mariana Machado	Ginetta G40	-- 1 laps --		2:41.426		

TCR


Pos	Nbr	Name / Entrant	Car	Gap	Diff	Total time	Fastest	In
1	580	Sousa-Silva Manuel Sousa	Cupra TCR	-- 19 laps --		46:17.196	2:00.554	10
2	57	Paulo Silva Paulo Silva	Audi RS3 LMS TCR	-- 6 laps --		15:38.856	2:07.088	5

Fastest time : 1:52.553 in lap 9 by nbr. 5 : Pires-Abreu (BMW M4 GT4)

Publication-time

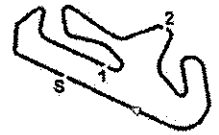
Results: <https://livetiming.raceresults.nu/autodromodoalgarve>

Timekeeping by :

Timekeeper	 Miguel C. Calado Glória	12:17:17 18h15 Cleck of the Course	Stewards
------------	--	--	----------

Page 2 of 3

Results remain provisional pending technical examination and decisions from the stewards of the meeting



Algarve Welcome Spring

Autódromo Internacional do Algarve

CPV / IBERIAN SUPERCARS

Provisional result per class Race 2

4 - 7 May 2023

Autodromo Internacional Algarve - 4652mtr.

Nºs 33 e 580 - 39s penalização. Decisões do CCD Nºs 20 e 21

Nº 5 - Penalização 51s. Decisão do CCD Nº 22

Nº 18 - Penalização 59s. Decisão do CCD Nº 23

Fastest time : 1:52.553 in lap 9 by nbr. 5 : Pires-Abreu (BMW M4 GT4)		Publication-time
Results: https://livetiming.raceresults.nu/autodromodoalgarve		Timekeeping by :
Timekeeper Miguel C. Calado Glória	 18h15 Clerk of the Course	Stewards
Page 3 of 3	Results remain provisional pending technical examination and decisions from the stewards of the meeting	



Algarve Welcome Spring

Autódromo Internacional do Algarve

CPV / IBERIAN SUPERCARS

Sector analyse - Race 2

4 - 7 May 2023

Autodromo Internacional Algarve - 4652mtr.

Pos	Nbr	Name / Team name	Sector 1			Sector 2			Sector 3			theoretical best	Actual best	In
			time	Lap	pos	time	Lap	pos	time	Lap	pos			
1	55	Pires-Niskanen	35.240	10	3	35.673	5	2	41.533	9	3	1:52.446	1:52.756	10
2	115	Muñoz-Simó	35.515	9	8	35.560	5	1	41.505	5	2	1:52.580	1:52.585	5
3	8	Cunha-Rodrigues	35.181	7	2	35.944	13	5	41.701	6	4	1:52.826	1:53.326	7
4	24	Carvalho-Batista	35.729	15	9	36.341	6	8	42.501	13	10	1:54.571	1:55.064	13
5	37	Mota-Pires	36.144	9	11	36.356	11	9	42.036	9	9	1:54.536	1:54.771	11
6	12	Zemaitis-Geppert	35.413	9	5	36.200	10	7	42.001	7	6	1:53.614	1:53.790	9
7	38	Calheiros-Macedo	35.989	7	10	36.650	7	11	42.772	21	11	1:55.411	1:55.883	4
8	16	Batina-Azevedo	35.338	5	4	36.504	9	10	42.015	7	8	1:53.857	1:54.395	9
9	29	Alfonso Colomina	36.485	8	12	36.991	21	13	43.014	15	13	1:56.490	1:56.915	21
10	18	Gião-Vieira	35.463	9	7	35.907	6	4	41.929	6	5	1:53.299	1:53.791	8
11	5	Pires-Abreu	35.137	9	1	35.778	13	3	41.354	9	1	1:52.269	1:52.553	9
12	116	Aso Arjol-Vannelet	35.453	6	6	35.971	4	6	42.003	6	7	1:53.427	1:53.793	6
13	78	Fontes-Gomez	36.940	16	15	37.604	13	17	44.334	20	19	1:58.878	1:58.963	20
14.	007	Ramos-Soares	36.571	10	13	37.532	7	16	43.345	9	14	1:57.448	1:57.883	10
15	9	João Vieira	37.246	16	17	37.527	17	15	43.503	7	16	1:58.276	1:58.635	16
16	26	P. Abreu-Moore	37.482	8	18	37.806	8	18	43.433	6	15	1:58.721	1:59.444	8
17	40	Hormigos-Hernández	38.202	14	21	39.131	14	22	44.345	14	20	2:01.678	2:01.678	14
18	25	Kirton-Elsworth	38.265	7	23	38.967	8	21	43.706	6	17	2:00.938	2:01.667	8
19	69	Fothergill-Bennett	36.746	5	14	37.515	4	14	43.779	4	18	1:58.040	1:58.246	4
20	58	M.Nabais-A.Nabais	37.621	12	20	38.495	19	20	44.367	10	21	2:00.483	2:00.784	12
21	88	Manuel Vistas	38.211	9	22	39.137	5	23	46.073	5	23	2:03.421	2:03.673	5
22	580	Sousa-Silva	37.568	10	19	38.214	8	19	44.463	6	22	2:00.245	2:00.554	10
23	102	Camelo-Caçoilo	41.204	10	25	41.436	6	25	46.891	7	25	2:09.531	2:10.613	7
24	33	Rui Mirtta	36.965	6	16	36.973	6	12	42.958	6	12	1:56.896	1:56.896	6
25	57	Paulo Silva	39.467	5	24	40.668	1	24	46.874	4	24	2:07.009	2:07.088	5
26	101	Machado-Pinto Coelho	53.188	1	26	43.851	1	26						

CPV / IBERIAN SUPERCARS

Algarve Welcome Spring

Laptimes - Race 2
Autodromo Internacional Algarve - 4652mtr.

Nbr	Name	Laps	Brand / Model	1	2	3	4	5	6	7	8	9	10	11	12	13	14	15	16	17	18	19	20	21	22	23	24	25		
5	Pires-Abreu	21	BMW M4 GT4	2:36.48	3:26.74	2:30.42	1:56.25	1:53.28	1:54.09	1:53.51	1:52.59	1:52.55	1:52.94	1:52.77	1:52.96	1:59.56	3:46.18	1:54.70	1:54.38	2:00.27	2:17.03	2:28.09	1:56.34	1:53.90						
007	Ramos-Soares	20	Aston Martin Vantage GT4	2:28.19	3:26.66	2:27.66	2:02.22	1:59.52	1:59.95	1:58.46	1:58.89	1:59.86	1:57.88	2:06.13	4:21.14	2:03.50	2:03.34	2:03.20	2:03.02	2:05.33	2:40.17	2:02.75	2:04.28							
8	Cunha-Rodrigues	21	Audi R8 LMS GT4	2:18.78	3:24.46	2:27.63	1:55.71	1:55.46	1:54.99	1:53.32	1:53.64	1:53.86	1:53.97	1:53.73	1:54.12	1:54.34	1:59.56	4:02.78	1:54.93	1:59.72	2:03.96	2:35.40	1:57.42	1:56.79						
9	João Vieira	20	Porsche 911 Cup	2:27.23	3:26.15	2:27.88	2:02.45	1:59.45	2:01.14	1:58.73	2:04.87	1:59.39	1:59.36	1:59.17	2:08.97	4:07.73	2:12.57	2:26.33	1:58.63	2:00.12	2:34.03	2:01.91	2:14.76							
12	Zemaitis-Gepert	21	McLaren 570S GT4	2:22.89	3:24.21	2:27.17	1:56.09	1:54.37	1:54.52	1:53.95	1:53.89	1:53.79	1:54.02	1:54.37	1:55.70	2:01.13	3:55.50	1:57.27	1:56.22	1:57.50	2:03.82	2:34.93	2:01.15	1:59.85						
16	Batina-Azevedo	21	BMW M4 GT4 F82	2:21.69	3:23.50	2:27.53	1:55.26	1:54.54	1:56.43	1:54.53	1:54.68	1:54.39	1:55.61	2:00.78	4:13.24	1:56.78	1:58.37	1:59.10	1:59.62	1:59.61	2:02.79	2:07.72	2:00.74	2:00.92						
18	Glão-Vieira	21	Mercedes AMG GT4	2:22.34	3:24.22	2:26.89	1:53.96	1:54.57	1:54.54	1:54.20	1:53.79	1:54.57	1:53.96	2:00.93	3:39.22	1:55.13	1:54.47	1:55.23	1:54.62	1:54.48	1:54.64	2:57.11	1:53.82	2:00.73						
24	Carvalho-Batista	21	McLaren 570S GT4	2:23.61	3:25.10	2:26.18	1:55.97	1:55.88	1:55.35	1:55.53	1:55.20	1:55.42	2:02.53	3:52.52	1:56.99	1:56.63	1:55.31	1:55.90	1:55.06	1:55.38	2:00.24	2:34.75	1:57.13	1:56.44						
25	Kirton-Eisworth	20	Ginetta G50	2:34.60	3:26.64	2:29.60	2:06.10	2:05.51	2:01.74	2:01.68	2:01.65	2:09.35	4:08.48	2:12.25	2:12.84	2:11.03	2:11.93	2:11.26	2:10.63	2:11.89	2:10.69	2:10.70	2:09.12							
26	P. Abreu-Mcrae	20	Ginetta G50	2:26.18	3:28.19	2:26.52	2:00.34	2:00.96	2:00.41	2:00.19	1:55.24	2:00.09	2:04.34	4:07.83	2:04.52	2:04.32	2:06.22	2:04.41	2:06.63	2:15.53	2:35.74	2:21.11	2:33.49							
29	Alfonso Colomina	21	McLaren 570S GT4	2:26.84	3:28.17	2:27.04	1:59.63	1:59.07	1:57.42	1:57.57	1:57.86	1:56.46	1:57.64	2:04.59	3:55.46	1:58.62	1:57.64	1:57.03	2:00.89	1:58.45	2:07.29	2:22.69	1:59.60	1:56.37						



CPV / IBERIAN SUPERCARS

Algarve Welcome Spring

Laptimes - Race 2

4 - 7 May 2023
Autódromo Internacional Algarve - 4652mtr.

Nbr	Name	Laps	Brand / Model	1	2	3	4	5	6	7	8	9	10	11	12	13	14	15	16	17	18	19	20	21	22	23	24	25	
33	Rui Mirrita	13	Porsche 911 Cup	2:29.25	3:26.31	2:27.73	2:00.30	1:57.73	1:58.89	2:00.74	2:01.77	2:03.66	2:11.02	8:14.85	2:16.36	2:19.47													
37	Mota-Pires	21	Ginetta G65 GT4	2:24.10	3:26.04	2:27.08	1:56.15	1:56.41	1:56.19	1:55.04	1:54.94	1:54.98	1:54.85	1:54.77	1:56.63	2:05.25	4:01.35	1:56.30	1:56.08	1:55.75	1:58.41	2:25.72	1:56.98	1:56.31					
38	Calheiros-Macedo	21	Mercedes AMG GT4	2:25.28	3:26.22	2:25.89	1:56.88	1:56.55	1:57.12	1:56.18	1:56.70	1:56.36	2:02.12	3:57.63	1:57.79	1:56.90	1:56.96	1:56.61	1:56.72	1:56.52	2:04.05	2:15.30	1:59.67	1:58.36					
40	Hornigos-Hernández	20	BMW M240i Racing	2:35.84	3:27.02	2:30.67	2:10.70	2:08.06	2:13.89	2:06.77	2:06.52	2:16.31	4:13.15	2:02.48	2:03.65	2:03.04	2:04.67	2:05.06	2:04.63	2:10.56	2:17.14	2:07.53	2:07.81						
55	Pires-Niskanen	21	Mercedes AMG GT4	2:17.84	3:24.60	2:27.77	1:53.52	1:52.97	1:52.81	1:52.77	1:53.13	1:52.86	1:52.75	1:52.99	1:53.22	1:53.55	1:59.84	3:58.76	1:55.53	1:57.08	1:55.38	2:51.30	1:54.23	1:54.65					
57	Paulo Silva	6	Audi RS3 LMS TCR	2:33.65	3:26.06	2:28.55	2:08.11	2:07.08	2:56.37																				
58	M.Nabais-A.Nabais	19	Porsche Cayman GT4 Clubsport (981)	2:33.04	3:26.06	2:28.17	2:04.52	2:02.75	2:47.51	3:18.18	2:13.27	4:00.03	2:01.53	2:01.02	2:00.75	2:02.49	2:03.77	2:01.41	2:08.06	2:35.44	2:02.88	2:02.02							
69	Fothergill-Bennett	20	Porsche 911 Cup	2:25.55	3:25.97	2:25.57	1:58.24	1:59.90	2:00.53	2:05.71	2:04.56	2:06.15	2:03.87	2:06.36	2:15.47	4:17.70	2:15.04	2:15.99	2:13.21	2:19.23	2:17.70	2:15.16	2:16.57						
78	Fontes-Gomez	20	BMW M2 CS Racing	2:31.21	3:25.56	2:28.18	2:04.52	2:03.56	2:05.16	2:00.36	2:01.72	2:01.86	2:08.51	4:07.20	2:02.13	1:59.35	1:59.74	2:02.13	1:59.41	2:04.52	2:38.01	1:59.48	1:59.95						
88	Manuel Vistas	19	McLaren 570S Trophy	2:30.22	3:25.20	2:29.84	2:04.85	2:03.67	2:31.69	2:06.75	2:06.75	2:15.23	4:23.24	2:10.85	2:11.84	2:11.08	2:11.71	2:13.18	2:15.58	2:35.60	2:14.67	2:13.67							
101	Machado-Pinto Coelho	1	Ginetta G40	2:41.42																									





CPV / IBERIAN SUPERCARS

Algarve Welcome Spring

Laptimes - Race 2

4 - 7 May 2023
Autódromo Internacional Algarve - 4652mtr.

Nbr	Name	Laps										Brand / Model															
		Lap	1	2	3	4	5	6	7	8	9		10	11	12	13	14	15	16	17	18	19	20	21	22	23	24
102	Camelo-Caçoilo	19																			Ginetta G40						
		1 - 25	2:38:11	3:28:76	2:31:62	2:13:90	2:11:24	2:16:11	2:10:57	2:31:38	2:11:27	2:16:59	4:19:57	2:16:51	2:14:45	2:16:38	2:14:98	2:17:52	2:22:92	2:13:98		2:12:36					
115	Muñoz-Simó	21																			Mercedes AMG GT4						
		1 - 25	2:19:80	3:24:04	2:27:19	1:54:16	1:52:58	1:53:23	1:53:29	1:53:29	1:52:76	1:54:23	1:53:37	1:53:19	1:53:27	2:00:52	3:55:48	1:57:88	1:57:11	1:55:21		2:50:39	1:55:22	1:56:16			
116	Aso Ajol-Vannelet	21																			Mercedes AMG GT4						
		1 - 25	2:20:81	3:23:41	2:27:32	1:54:00	1:55:01	1:58:79	1:53:95	1:54:21	1:55:24	1:54:61	1:55:13	2:00:53	3:57:75	1:58:97	1:59:75	1:57:87	1:57:70	1:58:66		2:34:93	2:01:09	3:47:14			
580	Souza-Silva	19																			Cupra TCR						
		1 - 25	2:31:98	3:25:50	2:29:26	2:04:73	2:03:55	2:03:86	2:01:41	2:01:04	2:02:38	2:00:55	2:08:36	4:18:36	2:13:35	2:14:53	2:17:05	2:21:51	2:34:88	2:21:57		2:28:22					





Algarve Welcome Spring

Autódromo Internacional do Algarve

CPV / IBERIAN SUPERCARS
Laps and Sector Times - Race 2

4 - 7 May 2023
Autodromo Internacional Algarve - 4652mtr.

5 Pires-Abreu									BMW M4 GT4								
lap	Sect-1	Speed	Sect-2	Speed	Sect-3	Speed	TopSpeed	laptime pit	lap	Sect-1	Speed	Sect-2	Speed	Sect-3	Speed	Topspeed	laptime pit
1		164.4	37.414	97.8	1:03.916		155.6	2:36.486	12	35.301	182.7	36.011	120.8	41.656	200.0	240.5	1:52.968
2	1:24.486	69.1	1:01.047	79.0	1:01.207	68.6	107.6	3:26.740	13	35.478	183.4	<u>35.778</u>	<u>130.0</u>	Pit In	198.9	237.9	1:59.552
3	52.949	98.8	44.853	87.1	52.618	108.4	109.5	2:30.420	14	Pit Out	177.9	36.174	121.9	42.339			3:46.183
4	36.650	174.2	36.708	119.2	42.900	179.1	225.9	1:56.258	15	36.247	177.3	36.150	127.8	42.305	197.8	238.4	1:54.702
5	35.482	181.8	35.815	123.3	41.986	194.6	236.3	1:53.283	16	35.760	184.0	36.714	120.7	41.907	198.9	238.9	1:54.381
6	36.013	172.8	36.090	119.5	41.988	197.8	238.9	1:54.091	17	35.498	<u>186.5</u>	36.241	117.1	Pit In	198.9	240.0	2:00.279
7	35.760	182.4	36.167	116.8	41.587	198.9	239.5	1:53.514	18	Pit Out	182.1	36.656	118.2	42.702			2:17.037
8	35.267	180.3	35.967	114.4	41.364	200.0	239.5	1:52.598	19	37.921	123.4	56.444	78.0	53.727	192.5	227.4	2:28.092
9	<u>35.137</u>	181.5	36.062	113.2	<u>41.354</u>	200.0	239.5	<u>1:52.553</u>	20	36.521	169.8	37.782	117.1	42.043	181.8	230.3	1:56.346
10	35.595	181.5	35.968	117.3	41.385	202.2	<u>244.3</u>	1:52.948	21	35.670	180.9	36.542	129.3	41.697	200.0	241.6	1:53.909
11	35.210	179.7	35.869	125.1	41.691	200.0	238.9	1:52.770	22								

007 Ramos-Soares									Aston Martin Vantage GT4								
lap	Sect-1	Speed	Sect-2	Speed	Sect-3	Speed	TopSpeed	laptime pit	lap	Sect-1	Speed	Sect-2	Speed	Sect-3	Speed	Topspeed	laptime pit
1		154.3	39.239	106.9	1:05.589		167.7	2:28.197	11	37.288	159.8	37.841	108.8	Pit In	198.9	233.3	2:06.137
2	1:20.404	52.5	1:02.894	74.0	1:02.367	88.5	84.6	3:25.665	12	Pit Out	154.7	38.387	109.0	47.436			4:21.142
3	48.856	141.0	40.642	98.5	58.170	95.7	143.8	2:27.668	13	39.428	149.2	39.125	103.3	44.953	193.5	234.8	2:03.506
4	38.625	146.9	39.198	109.1	44.399	197.8	231.3	2:02.222	14	38.345	161.7	39.252	105.3	45.750	194.6	236.3	2:03.347
5	37.601	151.9	38.018	109.8	43.901	201.1	242.7	1:59.520	15	38.454	161.2	39.021	107.4	45.731	195.7	228.8	2:03.206
6	38.323	151.3	37.829	107.8	43.807	197.8	237.9	1:59.959	16	38.434	148.8	39.786	108.9	44.806	196.7	232.8	2:03.026
7	37.042	152.3	<u>37.532</u>	<u>114.3</u>	43.891	200.0	<u>243.2</u>	1:58.465	17	38.984	<u>163.6</u>	38.818	104.9	47.530	196.7	236.3	2:05.332
8	37.134	161.4	37.786	110.5	43.973	200.0	237.9	1:58.893	18	43.755	81.9	1:01.228	67.2	55.192	193.5	220.0	2:40.175
9	38.401	160.5	38.119	107.7	<u>43.345</u>	<u>202.2</u>	242.2	1:59.865	19	38.901	152.5	38.566	108.7	45.285	191.5	221.8	2:02.752
10	<u>36.571</u>	157.0	37.655	108.3	43.657	201.1	242.2	<u>1:57.883</u>	20	38.882	161.4	39.588	108.1	45.811	196.7	239.5	2:04.281

8 Cunha-Rodrigues									Audi R8 LMS GT4								
lap	Sect-1	Speed	Sect-2	Speed	Sect-3	Speed	TopSpeed	laptime pit	lap	Sect-1	Speed	Sect-2	Speed	Sect-3	Speed	Topspeed	laptime pit
1		177.9	36.929	118.0	1:03.711		164.1	2:18.785	12	35.593	184.3	36.226	114.2	42.308	197.8	237.9	1:54.127
2	1:17.656	79.1	1:03.470	94.2	1:03.342	79.5	84.2	3:24.468	13	35.881	191.2	<u>35.944</u>	117.5	42.522	195.7	235.8	1:54.347
3	44.817	137.4	42.884	106.4	59.936	121.2	172.2	2:27.637	14	35.392	191.5	36.008	116.9	Pit In	198.9	241.6	1:59.568
4	37.109	177.9	36.370	118.7	42.238	196.7	240.5	1:55.717	15	Pit Out	178.8	36.645	115.6	42.426			4:02.785
5	35.191	187.2	37.918	113.6	42.360	201.1	243.8	1:55.469	16	35.783	178.5	36.592	112.0	42.560	198.9	239.5	1:54.935
6	37.071	185.6	36.218	118.4	<u>41.701</u>	<u>203.4</u>	240.5	1:54.990	17	35.951	182.7	40.755	103.1	43.023	198.9	238.9	1:59.729
7	<u>35.181</u>	<u>192.2</u>	35.996	<u>119.9</u>	42.149	200.0	<u>244.9</u>	<u>1:53.326</u>	18	36.333	183.1	36.757	102.9	50.877	195.7	237.4	2:03.967
8	35.318	191.8	36.251	117.3	42.073	198.9	238.4	1:53.642	19	44.931	139.9	54.932	67.4	55.546	149.4	170.3	2:35.409
9	35.228	179.4	36.504	111.3	41.937	201.1	241.1	1:53.669	20	37.303	179.7	37.048	111.8	43.074	185.6	228.8	1:57.425
10	35.663	189.1	36.098	118.9	42.155	197.8	237.4	1:53.916	21	37.015	183.4	36.933	112.0	42.842	196.7	239.5	1:56.790
11	35.722	190.8	35.974	108.2	42.040	196.7	236.8	1:53.736	22								

9 João Vieira									Porsche 911 Cup								
lap	Sect-1	Speed	Sect-2	Speed	Sect-3	Speed	TopSpeed	laptime pit	lap	Sect-1	Speed	Sect-2	Speed	Sect-3	Speed	Topspeed	laptime pit
1		150.6	39.004	110.9	1:05.053		168.0	2:27.234	11	37.303	156.7	38.165	108.3	43.704	198.9	236.8	1:59.172
2	1:20.373	55.1	1:03.238	72.5	1:02.539	80.0	85.2	3:26.150	12	38.312	164.4	37.975	111.6	Pit In	196.7	226.4	2:08.919
3	48.828	146.9	40.670	100.5	58.382	91.8	138.5	2:27.880	13	Pit Out	163.6	37.657	107.5	43.980			4:07.139
4	38.577	154.1	38.755	107.8	44.826	195.7	234.3	2:02.158	14	37.589	150.6	39.947	107.7	Pit In	200.0	238.9	2:12.579



Algarve Welcome Spring

Autódromo Internacional do Algarve

CPV / IBERIAN SUPERCARS

4 - 7 May 2023

Laps and Sector Times - Race 2

Autodromo Internacional Algarve - 4652mtr.

5	37.468	161.0	38.004	112.5	43.987	200.0	237.4	1:59.459	15	Pit Out	152.8	38.322	115.3	44.146			2:26.331
6	38.423	161.9	37.798	111.5	44.922	198.9	237.4	2:01.143	16	<u>37.246</u>	158.1	37.645	108.8	43.744	197.8	234.3	1:58.635
7	37.514	160.0	37.716	110.9	<u>43.503</u>	200.0	237.9	1:58.733	17	37.613	155.2	<u>37.527</u>	110.0	44.983	200.0	236.3	2:00.123
8	43.023	161.0	37.802	112.4	44.049	<u>201.1</u>	234.3	2:04.874	18	43.462	134.5	54.894	72.3	55.677	197.8	186.5	2:34.033
9	37.599	160.0	38.197	107.1	43.602	200.0	235.8	1:59.398	19	37.657	<u>172.2</u>	40.030	<u>126.2</u>	44.227	196.7	<u>240.5</u>	2:01.914
10	37.297	160.5	38.215	112.1	43.854	<u>201.1</u>	<u>240.5</u>	1:59.366	20	51.476	159.8	38.826	109.9	44.466	<u>201.1</u>	237.4	2:14.768

12 Zemaitis-Geppert									McLaren 570S GT4								
lap	Sect-1	Speed	Sect-2	Speed	Sect-3	Speed	TopSpeed	laptime pit	lap	Sect-1	Speed	Sect-2	Speed	Sect-3	Speed	Topspeed	laptime pit
1		178.8	37.433	114.3	1:04.958		165.4	2:22.931	12	36.343	175.9	36.909	113.2	42.448	<u>200.0</u>	243.8	1:55.700
2	1:18.464	64.2	1:02.910	68.1	1:02.843	69.9	91.1	3:24.217	13	35.927	181.2	36.410	115.0	Pit In	196.7	237.4	2:01.133
3	47.162	109.2	40.069	102.4	59.939	100.3	130.9	2:27.170	14	Pit Out	172.2	37.519	119.1	44.080			3:55.509
4	36.093	177.6	36.749	114.2	42.253	198.9	243.8	1:55.095	15	36.830	160.0	37.048	<u>127.8</u>	43.394	193.5	240.5	1:57.272
5	35.885	179.7	36.258	114.2	42.230	198.9	242.2	1:54.373	16	36.095	<u>188.2</u>	36.768	122.7	43.365	196.7	240.0	1:56.228
6	36.009	182.7	36.437	114.4	42.083	<u>200.0</u>	243.2	1:54.529	17	36.582	163.6	37.422	108.8	43.496	195.7	236.3	1:57.500
7	35.641	181.8	36.308	118.0	<u>42.001</u>	198.9	243.8	1:53.950	18	36.498	172.8	37.048	111.1	50.280	194.6	238.4	2:03.826
8	35.513	180.9	36.304	114.4	42.074	198.9	241.6	1:53.891	19	44.899	140.1	55.321	67.2	54.713	141.7	178.8	2:34.933
9	<u>35.413</u>	184.6	36.268	121.6	42.109	198.9	242.7	<u>1:53.790</u>	20	38.155	166.7	38.145	108.9	44.852	180.9	223.6	2:01.152
10	35.495	185.6	<u>36.200</u>	120.9	42.329	198.9	<u>244.3</u>	1:54.024	21	38.258	169.0	37.709	119.2	43.887	192.5	236.3	1:59.854
11	35.785	184.6	36.505	113.9	42.080	198.9	<u>244.3</u>	1:54.370	22								

16 Batina-Azevedo									BMW M4 GT4 F82								
lap	Sect-1	Speed	Sect-2	Speed	Sect-3	Speed	TopSpeed	laptime pit	lap	Sect-1	Speed	Sect-2	Speed	Sect-3	Speed	Topspeed	laptime pit
1		170.1	36.968	111.3	1:04.818		167.2	2:21.698	12	Pit Out	180.3	37.054	110.4	43.266			4:13.245
2	1:18.168	67.1	1:03.218	76.3	1:02.118	72.3	85.9	3:23.504	13	36.463	173.6	37.248	107.8	43.073	<u>203.4</u>	245.5	1:56.784
3	47.387	113.4	40.931	94.6	59.216	105.0	123.1	2:27.534	14	36.207	<u>193.2</u>	38.885	99.6	43.280	202.2	241.6	1:58.372
4	35.658	176.8	36.767	113.4	42.837	<u>203.4</u>	245.5	1:55.262	15	37.231	155.8	38.581	105.1	43.292	<u>203.4</u>	243.8	1:59.104
5	<u>35.338</u>	185.9	36.623	111.6	42.585	<u>203.4</u>	<u>246.6</u>	1:54.546	16	37.708	149.4	38.025	102.0	43.891	202.2	240.5	1:59.624
6	36.708	183.7	37.291	<u>114.8</u>	42.431	201.1	245.5	1:56.430	17	37.736	161.2	37.916	100.9	44.163	196.7	239.5	1:59.815
7	35.700	180.6	36.823	104.9	<u>42.015</u>	201.1	244.3	1:54.538	18	37.900	164.1	39.705	100.3	45.191	196.7	236.8	2:02.796
8	35.825	172.0	36.654	105.9	42.209	201.1	241.6	1:54.688	19	39.565	160.7	39.288	93.8	48.870	196.7	216.4	2:07.723
9	35.795	183.1	<u>36.504</u>	100.7	42.096	201.1	242.2	<u>1:54.395</u>	20	38.000	144.8	38.531	106.5	44.210	194.6	224.1	2:00.741
10	36.325	172.8	36.763	102.2	42.530	202.2	241.6	1:55.618	21	39.404	159.8	37.893	103.6	43.630	<u>203.4</u>	245.5	2:00.927
11	36.069	176.8	36.677	107.1	Pit In	201.1	240.5	2:00.780	22								

18 Gião-Vieira									Mercedes AMG GT4								
lap	Sect-1	Speed	Sect-2	Speed	Sect-3	Speed	TopSpeed	laptime pit	lap	Sect-1	Speed	Sect-2	Speed	Sect-3	Speed	Topspeed	laptime pit
1		170.1	36.598	<u>126.6</u>	1:05.413		161.2	2:22.347	12	Pit Out	172.0	36.585		42.942			3:39.224
2	1:18.584	61.1	1:02.637	76.3	1:03.008	65.5	85.2	3:24.229	13	36.587	184.9	36.183		42.363	192.5	229.3	1:55.133
3	46.594	105.6	40.650	91.7	59.655	105.6	122.6	2:26.899	14	35.737	188.2	36.550	113.4	42.192	193.5	231.8	1:54.479
4	35.680	178.5	36.075	120.3	42.210	202.2	238.9	1:53.965	15	35.989	177.3	36.107	121.9	43.135	197.8	231.3	1:55.231
5	35.465	186.5	36.591	119.7	42.519	197.8	237.4	1:54.575	16	35.747	184.3	36.306	121.2	42.568	190.5	231.8	1:54.621
6	36.705	186.9	<u>35.907</u>	123.7	<u>41.929</u>	197.8	234.8	1:54.541	17	35.840	189.1	36.230		42.419	193.5	234.3	1:54.489
7	35.780	185.2	36.177	112.4	42.247	197.8	235.3	1:54.204	18	36.049	183.4	36.365		42.228	195.7	232.3	1:54.642
8	35.792	186.5	35.947	117.4	42.052	198.9	237.9	<u>1:53.791</u>	19	1:00.057	81.5	1:03.446	74.2	53.612	196.7	233.3	2:57.115
9	<u>35.463</u>	184.0	36.394	117.0	42.720	198.9	237.4	1:54.577	20	35.514	180.0	36.314	114.4	41.995	196.7	233.3	1:53.823
10	35.730	186.2	36.248		41.980	197.8	237.4	1:53.958	21	35.849	176.8	36.356	119.2	Pit In	195.7	232.8	2:00.738



Algarve Welcome Spring

Autódromo Internacional do Algarve

CPV / IBERIAN SUPERCARS
Laps and Sector Times - Race 2

4 - 7 May 2023
Autodromo Internacional Algarve - 4652mtr.

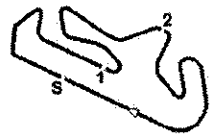
11	35.828	190.5	36.132	125.4	Pit In	206.9	241.1	2:00.939	22
----	--------	-------	--------	-------	--------	-------	-------	----------	----

24 Carvalho-Batista										McLaren 570S GT4									
lap	Sect-1	Speed	Sect-2	Speed	Sect-3	Speed	TopSpeed	laptime	pit	lap	Sect-1	Speed	Sect-2	Speed	Sect-3	Speed	Topspeed	laptime	pit
1		160.5	37.541	116.0	1:05.233		170.6	2:23.617		12	36.089	175.6	36.948	113.7	42.954	197.8	241.1	1:55.991	
2	1:18.671	71.8	1:02.898	70.8	1:03.533	70.2	82.2	3:25.102		13	35.856	168.0	36.707	117.0	42.501	197.8	241.1	1:55.064	
3	46.270	103.8	40.219	95.5	59.699	109.8	123.6	2:26.188		14	36.345	180.6	36.423	115.4	42.546	197.8	242.2	1:55.314	
4	36.135	171.7	36.786	114.5	43.052	198.9	243.8	1:55.973		15	35.729	171.2	36.981	111.3	43.192	200.0	242.7	1:55.902	
5	36.419	176.5	36.675	111.2	42.790	196.7	242.7	1:55.884		16	35.944	169.5	36.550	120.4	42.571	201.1	245.5	1:55.065	
6	36.113	171.7	36.341	113.3	42.897	194.6	241.1	1:55.351		17	35.980	175.3	36.630	120.3	42.778	202.2	242.2	1:55.388	
7	36.070	178.2	36.703	106.7	42.764	195.7	241.6	1:55.537		18	35.935	173.4	36.493	116.9	47.815	198.9	243.2	2:00.243	
8	36.135	173.1	36.489	110.9	42.583	195.7	240.0	1:55.207		19	44.991	141.9	55.289	68.8	54.474	146.9	185.6	2:34.754	
9	36.390	175.9	36.456	110.4	42.577	196.7	241.1	1:55.423		20	36.759	161.9	36.682	119.6	43.693	200.0	246.6	1:57.134	
10	36.089	170.9	36.802	109.0	Pit In	197.8	241.6	2:02.535		21	36.405	176.2	37.365	112.3	42.671	200.0	247.1	1:56.441	
11	Pit Out	164.6	36.805	122.4	42.516			3:52.526		22									

25 Kirton-Elsworth										Ginetta G50									
lap	Sect-1	Speed	Sect-2	Speed	Sect-3	Speed	TopSpeed	laptime	pit	lap	Sect-1	Speed	Sect-2	Speed	Sect-3	Speed	Topspeed	laptime	pit
1		137.6	41.002	106.3	1:05.078		180.6	2:34.606		11	41.543	147.9	41.877	99.1	48.834	178.2	213.0	2:12.254	
2	1:23.587	69.4	1:01.101	75.5	1:01.955	59.1	86.7	3:26.643		12	42.037	148.8	42.533	92.2	48.273	176.5	207.3	2:12.843	
3	53.476	103.2	43.937	91.2	52.195	102.0	114.0	2:29.608		13	41.061	158.4	41.923	93.6	48.051	179.1	215.6	2:11.035	
4	39.917	147.5	40.224	111.6	45.961	179.1	215.6	2:06.102		14	41.486	150.4	42.498	91.7	47.955	178.2	206.9	2:11.939	
5	39.180	150.2	40.692	102.3	45.640	187.5	225.5	2:05.512		15	41.688	150.0	41.954	95.4	47.620	179.1	215.1	2:11.262	
6	38.994	147.7	39.045	110.1	43.706	187.5	223.1	2:01.745		16	41.091	146.5	41.357	88.0	48.187	181.8	219.5	2:10.635	
7	38.265	151.0	39.304	102.3	44.118	189.5	225.5	2:01.687		17	41.506	133.5	42.207	92.1	48.175	178.2	215.1	2:11.888	
8	38.645	149.8	38.967	105.0	44.055	186.5	221.8	2:01.667		18	41.499	140.8	41.943	97.8	47.250	176.5	213.0	2:10.692	
9	38.333	147.9	39.750	104.5	Pit In	185.6	222.2	2:09.358		19	41.189	148.1	41.656	92.4	47.856	180.9	208.5	2:10.701	
10	Pit Out	150.4	41.728	94.7	47.759			4:08.496		20	40.041	150.6	41.320	88.2	47.762	178.2	217.3	2:09.123	

26 P. Abreu-Moore										Ginetta G50									
lap	Sect-1	Speed	Sect-2	Speed	Sect-3	Speed	TopSpeed	laptime	pit	lap	Sect-1	Speed	Sect-2	Speed	Sect-3	Speed	Topspeed	laptime	pit
1		157.4	39.179	107.6	1:05.093		177.0	2:26.185		11	Pit Out	146.7	40.737	99.6	45.200			4:07.831	
2	1:20.212	49.7	1:03.026	78.1	1:02.956	73.5	89.3	3:26.194		12	39.487	148.6	39.830	101.5	45.205	189.5	227.4	2:04.522	
3	47.101	128.1	41.089	97.1	58.330	92.3	143.4	2:26.520		13	39.573	143.0	39.696	97.8	45.058	190.5	226.4	2:04.327	
4	38.047	151.7	38.409	107.7	43.888	189.5	226.4	2:00.344		14	40.011	145.0	40.622	99.5	45.590	189.5	225.9	2:06.223	
5	38.683	159.3	38.527	106.0	43.755	192.5	228.8	2:00.965		15	39.230	157.9	40.092	96.3	45.090	188.5	225.5	2:04.412	
6	38.318	161.0	38.667	107.1	43.433	193.5	230.3	2:00.418		16	39.622	159.8	40.846	101.5	46.170	190.5	226.4	2:06.638	
7	37.826	156.7	37.990	115.3	44.378	191.5	230.3	2:00.194		17	41.085	131.7	41.355	95.4	53.097	190.5	218.2	2:15.537	
8	37.482	174.2	37.806	114.2	44.156	189.5	226.4	1:59.444		18	44.563	151.0	54.725	71.2	56.454	153.2	172.5	2:35.742	
9	38.398	163.9	38.024	109.4	43.671	191.5	229.8	2:00.093		19	41.819	134.2	43.809	98.3	Pit In	180.9	220.9	2:21.110	
10	37.884	165.1	38.404	113.2	Pit In	190.5	227.8	2:04.341		20	Pit Out	153.4	42.861	89.9	48.041			2:33.490	

29 Alfonso Colomina										McLaren 570S GT4									
lap	Sect-1	Speed	Sect-2	Speed	Sect-3	Speed	TopSpeed	laptime	pit	lap	Sect-1	Speed	Sect-2	Speed	Sect-3	Speed	Topspeed	laptime	pit
1		161.4	39.345	106.1	1:05.062		174.8	2:26.842		12	Pit Out	175.3	38.056	110.3	44.502			3:55.469	
2	1:20.126	53.7	1:03.129	76.5	1:02.921	80.9	86.8	3:26.176		13	37.042	177.0	37.680	106.2	43.899	189.5	235.3	1:58.621	
3	47.535	144.2	41.071	98.8	58.443	92.5	145.4	2:27.049		14	36.992	182.1	37.323	111.3	43.328	192.5	236.3	1:57.643	



Algarve Welcome Spring

Autódromo Internacional do Algarve

CPV / IBERIAN SUPERCARS

Laps and Sector Times - Race 2

4 - 7 May 2023
Autodromo Internacional Algarve - 4652mtr.

4	37.377	151.0	38.417	112.3	43.845	193.5	237.9	1:59.639	15	36.721	178.8	37.304	107.2	43.014	196.7	240.0	1:57.039
5	37.273	173.6	37.785	113.9	43.961	196.7	243.8	1:59.019	16	37.062	181.5	39.112	102.0	44.725	196.7	240.5	2:00.899
6	36.705	168.2	37.537	113.4	43.182	193.5	238.4	1:57.424	17	38.202	175.9	37.164	113.8	43.092	194.6	238.4	1:58.458
7	36.934	171.7	37.440	113.4	43.205	195.7	234.3	1:57.579	18	39.140	130.3	41.285	115.5	46.874	196.7	236.8	2:07.299
8	36.485	181.8	37.722	114.6	43.654	195.7	240.0	1:57.861	19	47.752	110.1	45.108	106.7	49.835	157.2	166.2	2:22.695
9	36.862	171.7	37.999	110.7	43.603	196.7	237.9	1:58.464	20	38.529	163.9	37.538	116.5	43.535	165.9	208.9	1:59.602
10	36.601	178.5	37.443	116.1	43.601	197.8	240.0	1:57.645	21	36.567	173.6	36.991	113.2	43.357	195.7	239.5	1:56.915
11	36.659	176.8	37.728	113.2	Pit In	195.7	237.9	2:04.598	22								

33 Rui Miritta									Porsche 911 Cup								
lap	Sect-1	Speed	Sect-2	Speed	Sect-3	Speed	TopSpeed	laptime pit	lap	Sect-1	Speed	Sect-2	Speed	Sect-3	Speed	Topspeed	laptime pit
1		159.3	37.817	117.4	1:06.067		191.5	2:29.258	8	38.635	168.0	38.627	115.4	44.510	186.5	223.6	2:01.772
2	1:20.741	51.6	1:02.478	68.2	1:02.094	88.9	88.1	3:25.313	9	40.392	156.5	38.732	125.7	44.538	185.6	220.9	2:03.662
3	48.960	128.0	40.554	103.4	58.219	98.6	142.9	2:27.733	10	38.977	172.8	40.096	96.3	Pit In	183.7	216.0	2:11.026
4	38.046	147.3	38.325	110.8	43.929	194.6	237.4	2:00.300	11	Pit Out	157.0	39.913	118.9	47.926		8:14.855	
5	37.039	158.6	37.638	119.2	43.053	198.9	238.4	1:57.730	12	41.353	142.1	42.412	111.1	52.596	173.1	201.9	2:16.361
6	36.965	169.3	36.973	123.0	42.958	198.9	238.4	1:56.896	13	42.392	144.6	44.241	108.2	52.844	161.4	194.6	2:19.477
7	37.885	172.2	38.575	118.6	44.289	197.8	225.5	2:00.749	14								

37 Mota-Pires									Ginetta G55 GT4								
lap	Sect-1	Speed	Sect-2	Speed	Sect-3	Speed	TopSpeed	laptime pit	lap	Sect-1	Speed	Sect-2	Speed	Sect-3	Speed	Topspeed	laptime pit
1		161.0	37.686	105.9	1:05.000		165.1	2:24.108	12	37.433	168.2	37.035	106.8	42.171	189.5	223.1	1:56.639
2	1:18.908	75.1	1:02.826	71.6	1:03.311	66.3	91.2	3:25.045	13	36.282	179.4	36.670	105.9	Pit In	191.5	224.1	2:05.250
3	47.011	118.8	39.558	99.1	1:00.517	105.6	113.9	2:27.086	14	Pit Out	157.2	37.172	114.5	42.753		4:01.359	
4	36.839	180.0	36.694	115.6	42.618	191.5	225.9	1:56.151	15	36.833	160.5	36.806	118.4	42.662	189.5	224.1	1:56.301
5	37.143	180.6	36.724	117.6	42.550	194.6	234.8	1:56.417	16	36.576	173.1	37.098	115.3	42.410	189.5	221.3	1:56.084
6	36.461	178.2	37.291	111.3	42.443	189.5	225.0	1:56.195	17	36.464	166.2	36.770	114.9	42.519	191.5	225.5	1:55.753
7	36.338	178.8	36.472	114.4	42.230	189.5	225.0	1:55.040	18	37.892	166.4	36.859	120.1	43.663	190.5	223.1	1:58.414
8	36.206	177.3	36.483	112.0	42.260	191.5	224.1	1:54.949	19	37.076	152.5	55.941	70.2	52.709	188.5	222.2	2:25.726
9	36.144	172.5	36.806	105.8	42.036	192.5	225.0	1:54.986	20	36.890	165.6	37.525	128.1	42.574	189.5	228.8	1:56.989
10	36.152	177.0	36.589	105.6	42.111	191.5	225.0	1:54.852	21	36.737	175.0	36.691	123.6	42.891	192.5	231.8	1:56.319
11	36.204	180.9	36.356	112.7	42.211	189.5	223.1	1:54.771	22								

38 Calheiros-Macedo									Mercedes AMG GT4								
lap	Sect-1	Speed	Sect-2	Speed	Sect-3	Speed	TopSpeed	laptime pit	lap	Sect-1	Speed	Sect-2	Speed	Sect-3	Speed	Topspeed	laptime pit
1					1:05.787		167.7	2:25.289	12	37.330	165.9	37.541		42.920	193.5	232.3	1:57.791
2	1:19.023	66.8	1:02.470		1:03.729	74.1	91.5	3:25.222	13	37.052	183.7	36.916		42.939	194.6	233.3	1:56.907
3	46.423	116.9	39.529		59.938	104.3	131.4	2:25.890	14	36.361	178.5	37.670		42.932	194.6	234.3	1:56.963
4					42.899	198.9	235.8	1:55.883	15	36.399	172.2	37.151		43.060	194.6	235.8	1:56.610
5	36.584	183.4	36.685		43.286	197.8	235.8	1:56.555	16	36.502	185.2	37.437		42.787	196.7	233.3	1:56.726
6	36.339	180.0	37.762		43.028	192.5	232.8	1:57.129	17	36.687	167.2	37.020		42.819	198.9	232.8	1:56.526
7	35.989	184.6	36.650		43.550	194.6	236.3	1:56.189	18	36.670	184.3	41.074		46.310	195.7	232.8	2:04.054
8					43.335	187.5	229.8	1:56.709	19					51.660	175.6	219.1	2:15.302
9	36.164	186.2	37.063		43.142	190.5	229.8	1:56.369	20	37.821	146.5	38.053		43.798	194.6	235.8	1:59.672
10	36.602	168.5	37.010		Pit In	194.6	231.8	2:02.124	21	38.851	168.5	36.739		42.772	197.8	235.8	1:58.362
11	Pit Out	171.2	37.077		43.254			3:57.638	22								





Algarve Welcome Spring

Autódromo Internacional do Algarve

CPV / IBERIAN SUPERCARS
Laps and Sector Times - Race 2

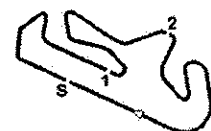
4 - 7 May 2023
Autodromo Internacional Algarve - 4652mtr.

40 Hormigos-Hernández										BMW M240i Racing									
lap	Sect-1	Speed	Sect-2	Speed	Sect-3	Speed	TopSpeed	laptime	pit	lap	Sect-1	Speed	Sect-2	Speed	Sect-3	Speed	Topspeed	laptime	pit
1		147.5	42.008	93.6	1:04.144		177.3	2:35.842		11	38.360	157.0	39.319	104.8	44.809	186.5	224.1	2:02.488	
2	1:24.556	64.0	1:00.907	76.7	1:01.559	66.5	97.6	3:27.022		12	39.425	161.9	39.438	101.2	44.794	187.5	225.0	2:03.657	
3	53.003	104.2	44.855	91.4	52.821	108.4	103.2	2:30.679		13	38.452	159.5	39.642	95.6	44.953	186.5	224.5	2:03.047	
4	41.697	156.1	41.543	95.3	47.468	174.8	198.9	2:10.708		14	38.202	159.3	39.131	100.7	44.345	185.6	223.6	2:01.678	
5	39.878	148.1	41.292	91.6	46.882	181.8	223.6	2:08.052		15	38.380	158.1	39.917	95.4	46.763	187.5	223.6	2:05.060	
6	42.149	139.2	41.357	96.3	50.392	183.7	223.1	2:13.898		16	39.447	167.2	39.731	98.2	45.454	180.9	221.3	2:04.632	
7	39.827	159.8	40.455	97.3	46.489	181.8	224.1	2:06.771		17	40.061	131.4	42.329	98.1	48.172	185.6	225.0	2:10.562	
8	39.553	163.6	40.239	100.2	46.736	182.7	223.1	2:06.528		18	44.157	111.8	43.943	96.5	49.045	157.2	193.9	2:17.145	
9	39.638	164.4	40.646	95.1	Pit In	183.7	224.1	2:16.315		19	40.438	148.6	40.486	95.6	46.611	165.9	208.1	2:07.535	
10	Pit Out	144.2	39.892	102.4	45.202			4:13.152		20	39.872	153.0	41.034	98.0	46.908	182.7	206.9	2:07.814	

55 Pires-Niskanen										Mercedes AMG GT4									
lap	Sect-1	Speed	Sect-2	Speed	Sect-3	Speed	TopSpeed	laptime	pit	lap	Sect-1	Speed	Sect-2	Speed	Sect-3	Speed	Topspeed	laptime	pit
1		176.2	36.361		1:03.806		157.7	2:17.844		12	35.456	182.4	36.024		41.744	197.8	237.4	1:53.224	
2	1:17.861	76.9	1:03.427		1:03.316	82.4	82.6	3:24.604		13	36.062	178.2	35.831		41.658	196.7	235.8	1:53.551	
3	44.754	133.7	43.417		59.604	131.9	172.2	2:27.775		14	36.172	175.3	35.901		Pit In	198.9	237.9	1:59.843	
4	35.501	187.5	36.093		41.927	196.7	235.3	1:53.521		15	Pit Out	168.8	36.133		42.239			3:59.762	
5	35.482	178.5	35.673		41.823	197.8	236.3	1:52.978		16	36.739	173.6	36.432		42.363	198.9	241.1	1:55.534	
6	35.338	182.4	35.706		41.775	196.7	236.3	1:52.819		17	37.759	160.5	36.682		42.647	200.0	238.9	1:57.088	
7	35.346	178.5	35.707		41.725	196.7	236.8	1:52.778		18	36.207	173.4	36.053		43.126	197.8	236.3	1:55.386	
8	35.250	178.8	36.003		41.877	197.8	235.8	1:53.130		19	55.843	72.1	1:02.489		52.975	189.5	219.5	2:51.307	
9	35.453	180.9	35.881		41.533	197.8	236.3	1:52.867		20	35.846	166.9	36.358		42.026	200.0	241.1	1:54.230	
10	35.240	185.9	35.757		41.759	196.7	237.4	1:52.756		21	35.682	169.8	36.292		42.683	200.0	241.6	1:54.657	
11	35.485	180.0	35.898		41.610	198.9	237.4	1:52.993		22									

57 Paulo Silva										Audi RS3 LMS TCR									
lap	Sect-1	Speed	Sect-2	Speed	Sect-3	Speed	TopSpeed	laptime	pit	lap	Sect-1	Speed	Sect-2	Speed	Sect-3	Speed	Topspeed	laptime	pit
1		148.4	40.668	105.3	1:04.954		170.9	2:33.658		4	39.733	163.4	41.508	100.1	46.874	190.5	229.8	2:08.115	
2	1:22.971	61.4	1:01.632	74.5	1:01.463	68.8	85.6	3:26.066		5	39.467	154.9	40.717	106.2	46.904	190.5	228.3	2:07.088	
3	53.363	126.0	43.132	100.4	52.060	105.0	112.7	2:28.555		6	39.921	150.0	41.615	103.2	Pit In	187.5	226.9	2:55.374	

58 M.Nabais-A.Nabais										Porsche Cayman GT4 Clubsport (981)									
lap	Sect-1	Speed	Sect-2	Speed	Sect-3	Speed	TopSpeed	laptime	pit	lap	Sect-1	Speed	Sect-2	Speed	Sect-3	Speed	Topspeed	laptime	pit
1		173.9	40.143	108.8	1:05.660		159.5	2:33.045		11	37.726	169.5	38.690	106.1	44.606	193.5	232.8	2:01.022	
2	1:22.213	63.6	1:01.820	77.0	1:02.029	72.4	85.4	3:26.062		12	37.621	169.0	38.765	99.9	44.398	193.5	233.3	2:00.784	
3	51.795	139.5	41.923	99.3	54.454	108.8	115.1	2:28.172		13	37.716	164.6	39.225	99.9	45.554	193.5	233.3	2:02.495	
4	39.927	183.1	38.855	110.7	45.744	180.9	228.8	2:04.526		14	40.148	151.7	38.797	103.6	44.829	190.5	231.8	2:03.774	
5	38.282	178.5	38.614	99.0	45.854	190.5	233.8	2:02.750		15	37.657	158.6	38.694	111.1	45.062	193.5	235.3	2:01.413	
6	47.359	120.1	46.792	89.6	Pit In	190.5	231.8	2:47.515		16	38.446	166.4	39.072	99.5	50.547	192.5	233.8	2:08.065	
7	Pit Out	157.2	39.893	103.6	45.834			3:18.181		17	41.814	164.6	57.859	69.9	55.774	179.1	220.9	2:35.447	
8	38.304	168.2	39.299	103.1	Pit In	189.5	230.8	2:13.277		18	38.956	176.8	39.402	106.0	44.523	181.8	227.4	2:02.881	
9	Pit Out	151.9	39.435	122.6	44.739			4:00.034		19	38.920	173.9	38.495	113.4	44.605	190.5	232.3	2:02.020	
10	38.234	156.3	38.936	104.4	44.367	191.5	230.8	2:01.537		20									



Algarve Welcome Spring

Autódromo Internacional do Algarve

CPV / IBERIAN SUPERCARS
Laps and Sector Times - Race 2

4 - 7 May 2023
Autodromo Internacional Algarve - 4652mtr.

69 Fothergill-Bennett										Porsche 911 Cup									
lap	Sect-1	Speed	Sect-2	Speed	Sect-3	Speed	TopSpeed	laptime	pit	lap	Sect-1	Speed	Sect-2	Speed	Sect-3	Speed	Topspeed	laptime	pit
1		164.9	38.846	118.2	1:04.909		179.1	2:25.554		11	39.594	152.5	40.909	110.3	45.857	180.0	208.5	2:06.360	
2	1:19.642	59.0	1:02.711	92.4	1:03.620	80.5	85.4	3:25.973		12	41.179	152.1	41.510	105.7	Pit In	174.8	208.5	2:15.477	
3	46.570	121.1	39.723	117.6	59.285	95.2	134.7	2:25.578		13	Pit Out	159.3	42.487	97.1	48.600			4:17.708	
4	36.952	166.4	<u>37.515</u>	<u>119.9</u>	<u>43.779</u>	197.8	<u>236.8</u>	<u>1:58.246</u>		14	42.365	152.1	43.392	109.0	49.287	171.4	206.1	2:15.044	
5	<u>36.746</u>	170.6	39.310	107.5	43.844	<u>198.9</u>	236.3	1:59.900		15	42.398	142.3	44.441	100.7	49.157	166.7	203.4	2:15.996	
6	37.832	161.2	38.672	111.7	44.032	192.5	228.3	2:00.536		16	41.681	147.3	42.581	119.2	48.950	169.8	205.3	2:13.212	
7	39.614	162.2	40.257	115.3	45.839	180.9	204.5	2:05.710		17	44.248	120.1	44.683	100.0	50.299	169.0	198.9	2:19.230	
8	39.464	<u>172.2</u>	39.927	106.7	45.173	182.7	216.4	2:04.564		18	44.345	129.0	43.795	99.3	49.560	160.0	191.2	2:17.700	
9	39.554	151.9	40.918	109.1	45.687	179.1	216.9	2:06.159		19	42.720	136.0	43.422	106.1	49.021	166.7	198.5	2:15.163	
10	38.310	161.7	40.477	106.3	45.090	185.6	220.9	2:03.877		20	43.653	137.8	44.419	103.5	50.502	160.0	183.7	2:18.574	

78 Fontes-Gomez										BMW M2 CS Racing									
lap	Sect-1	Speed	Sect-2	Speed	Sect-3	Speed	TopSpeed	laptime	pit	lap	Sect-1	Speed	Sect-2	Speed	Sect-3	Speed	Topspeed	laptime	pit
1		153.4	41.044	101.6	1:04.823		177.3	2:31.219		11	Pit Out	164.1	38.012	109.5	44.545			4:07.201	
2	1:21.451	62.9	1:02.326	73.6	1:01.792	76.9	87.9	3:25.569		12	38.404	161.7	38.291	114.6	45.439	196.7	241.6	2:02.134	
3	51.837	142.5	42.716	105.0	54.628	103.4	118.4	2:29.181		13	37.316	180.6	<u>37.604</u>	106.0	44.439	196.7	241.6	1:59.359	
4	39.286	165.6	39.404	105.0	45.938	189.5	240.0	2:04.628		14	37.031	<u>181.8</u>	37.641	106.6	45.070	197.8	242.2	1:59.742	
5	38.501	161.7	39.098	98.5	45.961	196.7	227.8	2:03.560		15	39.049	168.5	38.352	<u>121.5</u>	44.732	<u>200.0</u>	243.2	2:02.133	
6	41.258	176.2	38.574	105.8	45.330	196.7	242.2	2:05.162		16	<u>36.940</u>	174.8	37.716	112.7	44.755	197.8	242.2	1:59.411	
7	37.553	177.9	38.004	103.6	44.808	196.7	241.1	2:00.365		17	37.247	175.6	37.913	107.4	49.366	196.7	<u>243.8</u>	2:04.526	
8	37.707	171.4	38.288	108.5	45.730	195.7	238.9	2:01.725		18	42.296	76.8	1:01.259	73.3	54.464	177.3	230.8	2:38.019	
9	37.899	175.6	39.061	100.5	44.891	193.5	239.5	2:01.851		19	37.400	172.2	37.732	114.2	44.357	193.5	236.8	1:59.489	
10	37.587	175.3	38.198	106.6	Pit In	197.8	241.1	2:08.511		20	37.008	171.7	37.621	113.0	<u>44.334</u>	196.7	241.6	<u>1:58.963</u>	

88 Manuel Vistas										McLaren 570S Trophy									
lap	Sect-1	Speed	Sect-2	Speed	Sect-3	Speed	TopSpeed	laptime	pit	lap	Sect-1	Speed	Sect-2	Speed	Sect-3	Speed	Topspeed	laptime	pit
1		148.4	40.827	102.2	1:04.635		172.0	2:30.225		11	40.413	145.2	41.231	87.0	49.209	188.5	227.8	2:10.853	
2	1:21.062	54.9	1:02.238	66.9	1:01.901	81.8	86.8	3:25.201		12	40.503	145.9	42.576	99.4	48.765	187.5	222.7	2:11.844	
3	50.765	137.8	42.124	104.7	56.954	98.6	136.2	2:29.843		13	40.359	142.7	42.167	96.8	48.558	189.5	230.3	2:11.084	
4	38.796	167.2	39.513	<u>111.1</u>	46.543	188.5	229.8	2:04.852		14	40.235	143.2	42.475	88.9	49.006	190.5	230.8	2:11.716	
5	38.463	157.4	<u>39.137</u>	108.8	<u>46.073</u>	194.6	222.2	<u>2:03.673</u>		15	40.203	139.7	42.464	84.3	50.518	190.5	233.8	2:13.185	
6	1:00.055	141.4	40.689	101.7	50.950	<u>196.7</u>	<u>248.8</u>	2:31.694		16	42.110	125.3	42.357	92.6	51.116	189.5	216.9	2:15.583	
7	39.319	154.5	40.318	103.4	47.119	188.5	236.8	2:06.756		17	42.214	139.7	56.881	72.7	56.509	182.7	193.2	2:35.604	
8	39.001	<u>168.2</u>	40.480	98.8	47.274	<u>196.7</u>	235.8	2:06.755		18	41.662	143.0	43.109	91.0	49.908	190.5	229.3	2:14.679	
9	<u>38.211</u>	163.4	39.357	106.1	Pit In	191.5	244.9	2:15.232		19	41.622	128.7	42.375	75.9	49.680	190.5	228.3	2:13.677	
10	Pit Out	156.7	41.225	100.5	49.308			4:23.244		20									

101 Machado-Pinto Coelho										Ginetta G40									
lap	Sect-1	Speed	Sect-2	Speed	Sect-3	Speed	TopSpeed	laptime	pit	lap	Sect-1	Speed	Sect-2	Speed	Sect-3	Speed	Topspeed	laptime	pit
1		<u>124.3</u>	<u>43.851</u>	<u>99.2</u>	Pit In		<u>159.3</u>	2:41.426		2									

102 Camelo-Caçoilo										Ginetta G40									
lap	Sect-1	Speed	Sect-2	Speed	Sect-3	Speed	TopSpeed	laptime	pit	lap	Sect-1	Speed	Sect-2	Speed	Sect-3	Speed	Topspeed	laptime	pit
1		135.3	43.624	92.9	1:03.504		149.0	2:38.112		11	Pit Out	122.6	44.498	106.6	49.655			4:19.811	
2	1:25.294	96.8	1:00.575	68.9	1:00.891	78.4	108.4	3:26.760		12	42.791	122.3	44.146	93.2	49.578	162.2	193.5	2:16.515	
3	52.767	118.9	45.623	94.1	53.230	117.6	118.2	2:31.620		13	42.884	135.3	42.777	107.1	48.792	162.9	<u>195.3</u>	2:14.453	





Algarve Welcome Spring

Autódromo Internacional do Algarve

CPV / IBERIAN SUPERCARS

Laps and Sector Times - Race 2

4 - 7 May 2023

Autodromo Internacional Algarve - 4652mtr.

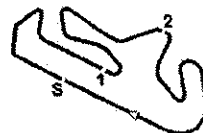
4	42.836	147.1	42.977	96.9	48.094	157.9	191.8	2:13.907	14	42.809	131.2	43.032	109.9	50.547	163.6	<u>195.3</u>	2:16.388
5	41.909	150.6	42.179	104.0	47.159	162.9	194.2	2:11.247	15	42.607	142.5	43.086	109.1	49.293	159.3	192.2	2:14.986
6	41.314	153.8	<u>41.436</u>	<u>120.5</u>	53.363	<u>164.4</u>	194.9	2:16.113	16	43.165	127.8	44.180	98.9	50.176	160.7	192.5	2:17.521
7	42.121	151.9	41.601	111.3	<u>46.891</u>	153.8	187.5	<u>2:10.613</u>	17	47.693	114.8	45.265	101.6	49.971	157.9	168.5	2:22.929
8	1:01.227	146.5	41.856	110.2	48.304	163.6	193.9	2:31.387	18	42.233	136.0	42.612	101.1	49.139	159.3	190.8	2:13.984
9	41.913	148.6	41.687	108.3	47.670	<u>164.4</u>	<u>195.3</u>	2:11.270	19	42.194	136.0	42.365	103.9	47.808	160.0	192.9	2:12.367
10	<u>41.204</u>	<u>157.9</u>	41.817	101.6	Pit In	<u>164.4</u>	194.9	2:16.592	20								

115 Muñoz-Simó									Mercedes AMG GT4								
lap	Sect-1	Speed	Sect-2	Speed	Sect-3	Speed	TopSpeed	laptime pit	lap	Sect-1	Speed	Sect-2	Speed	Sect-3	Speed	Topspeed	laptime pit
1		169.3	36.445	130.8	1:03.992		159.3	2:19.800	12	35.565	185.6	35.829	121.3	41.801	197.8	235.8	1:53.195
2	1:17.873	76.4	1:03.351	91.4	1:02.818	77.4	84.1	3:24.042	13	35.595	180.9	35.938	120.8	41.744	196.7	234.8	1:53.277
3	45.277	147.1	42.206	107.0	59.709	112.9	173.9	2:27.192	14	35.595	178.5	36.280	119.1	Pit In	197.8	235.8	2:00.525
4	36.293	180.9	36.015	123.1	41.855	<u>201.1</u>	<u>239.5</u>	1:54.163	15	Pit Out	164.6	37.137	122.7	44.528			3:55.469
5	35.520	179.1	<u>35.560</u>	124.4	<u>41.505</u>	198.9	238.4	<u>1:52.585</u>	16	38.394	157.0	36.581	129.8	42.705	191.5	233.8	1:57.680
6	35.562	184.3	35.943	125.6	41.730	200.0	238.4	1:53.235	17	36.506	151.0	37.345	128.4	43.263	196.7	235.3	1:57.114
7	35.589	172.0	35.763	<u>131.4</u>	41.941	198.9	237.9	1:53.293	18	36.412	171.7	36.419	124.4	42.386	194.6	235.3	1:55.217
8	35.813	181.2	35.881	121.5	41.596	197.8	235.3	1:53.290	19	55.144	74.7	1:02.273	61.7	52.980	196.7	234.8	2:50.397
9	<u>35.515</u>	<u>186.5</u>	35.718	123.6	41.534	197.8	236.3	1:52.767	20	36.279	172.0	36.220	126.8	42.725	198.9	238.9	1:55.224
10	35.588	175.3	35.800	128.9	42.851	197.8	235.8	1:54.239	21	36.309	168.2	36.795	116.3	43.059	195.7	236.3	1:56.163
11	35.816	185.9	35.859	124.0	41.704	192.5	232.8	1:53.379	22								

116 Aso Arjol-Vannelet									Mercedes AMG GT4								
lap	Sect-1	Speed	Sect-2	Speed	Sect-3	Speed	TopSpeed	laptime pit	lap	Sect-1	Speed	Sect-2	Speed	Sect-3	Speed	Topspeed	laptime pit
1		167.4	36.767	114.4	1:04.516		162.9	2:20.815	12	36.819	189.5	36.942	105.9	Pit In	196.7	237.4	2:00.938
2	1:17.797	73.5	1:03.202	93.5	1:02.418	72.1	87.8	3:23.417	13	Pit Out	138.1	39.654	100.2	44.062			3:57.756
3	46.017	129.3	41.901	105.5	59.408	107.1	158.1	2:27.326	14	37.630	147.1	38.060	105.6	43.284	193.5	226.9	1:58.974
4	36.444	<u>189.8</u>	<u>35.971</u>	122.4	42.187	<u>201.1</u>	<u>240.0</u>	1:54.602	15	37.946	146.5	38.208	117.5	43.601	194.6	220.4	1:59.755
5	35.600	179.1	37.293	116.5	42.119	198.9	237.9	1:55.012	16	37.051	157.9	37.088	114.2	43.733	194.6	232.8	1:57.872
6	<u>35.453</u>	182.1	36.337	115.8	<u>42.003</u>	197.8	235.8	<u>1:53.793</u>	17	37.456	160.7	37.137	111.9	43.107	188.5	228.8	1:57.700
7	35.746	174.5	36.020	123.3	42.185	197.8	234.8	1:53.951	18	36.848	159.1	37.066	111.0	44.750	196.7	230.3	1:58.664
8	35.676	187.2	36.118	120.0	42.419	196.7	235.3	1:54.213	19	44.077	120.4	56.465	72.6	54.394	194.6	162.2	2:34.936
9	35.793	189.1	37.303	109.5	42.144	195.7	235.3	1:55.240	20	38.658	147.3	37.924	<u>124.6</u>	44.512	183.7	224.5	2:01.094
10	35.815	177.9	36.466	117.0	42.336	198.9	237.9	1:54.617	21	50.318	128.7	1:19.640	76.4	1:37.184	194.6	229.8	3:47.142
11	36.162	185.9	36.291	108.1	42.681	198.9	234.3	1:55.134	22								

580 Sousa-Silva									Cupra TCR								
lap	Sect-1	Speed	Sect-2	Speed	Sect-3	Speed	TopSpeed	laptime pit	lap	Sect-1	Speed	Sect-2	Speed	Sect-3	Speed	Topspeed	laptime pit
1		138.3	41.241	103.0	1:05.183		180.0	2:31.981	11	38.246	163.1	38.602	102.6	Pit In	185.6	220.4	2:09.367
2	1:22.040	60.5	1:01.810	74.5	1:01.656	76.8	89.3	3:25.506	12	Pit Out	145.2	43.765	102.4	50.459			4:18.368
3	52.299	128.6	42.287	101.6	54.679	102.0	119.9	2:29.265	13	40.318	161.9	43.844	91.1	49.192	177.3	214.3	2:13.354
4	39.174	154.5	39.243	103.8	46.320	180.0	219.5	2:04.737	14	42.110	156.1	42.311	103.3	50.116	182.7	191.2	2:14.537
5	38.757	161.0	39.090	103.3	45.703	184.6	224.1	2:03.550	15	44.459	132.7	43.284	93.4	49.316	174.8	203.4	2:17.059
6	39.240	164.1	40.164	107.2	<u>44.463</u>	185.6	223.6	2:03.867	16	44.876	147.7	42.076	91.1	54.565	176.5	179.4	2:21.517
7	38.474	<u>169.3</u>	38.312	103.2	44.633	184.6	220.4	2:01.419	17	49.412	115.6	48.266	88.1	57.209	151.3	158.4	2:34.887
8	38.028	160.7	<u>38.214</u>	<u>109.6</u>	44.801	185.6	223.1	2:01.043	18	49.670	149.8	43.460	93.2	48.443	127.7	137.2	2:21.573
9	38.283	167.4	39.375	96.8	44.728	182.7	219.5	2:02.386	19	45.354	152.8	43.741	93.8	54.131	176.5	186.2	2:23.226





Algarve Welcome Spring
Autódromo Internacional do Algarve

CPV / IBERIAN SUPERCARS

Laps and Sector Times - Race 2

4 - 7 May 2023

Autodromo Internacional Algarve - 4652mtr.

10	37.568	162.2	38.389	103.8	44.597	188.5	225.5	2:00.554	20					
----	--------	-------	--------	-------	--------	-------	-------	----------	----	--	--	--	--	--



CPV / IBERIAN SUPERCARS - Race 2

Algarve Welcome Spring

Autódromo Internacional do Algarve

4 - 7 May 2023
Autódromo Internacional Algarve - 4652mtr.

Pos	No	Name	Lap	1	2	3	4	5	6	7	8	9	10	11	12	13	14	15	16	17	18	19	20	21
1	55	Pires-Niskanen		55	55	55	55	55	55	55	55	55	55	55	55	55	55	55	55	55	55	55	55	55
2	115	Muñoz-Simó		8	8	8	115	115	115	115	115	115	115	115	115	115	115	115	115	115	115	115	115	115
3	8	Cunha-Rodrigues		115	115	115	116	116	116	116	116	8	8	8	8	8	8	115	115	115	115	115	115	18
4	24	Carvalho-Batista		116	116	116	8	18	18	8	8	116	116	116	12	12	18	5	5	5	8	8	8	8
5	37	Mota-Pires		16	16	16	18	8	8	18	18	18	18	12	116	5	8	8	8	8	12	12	24	24
6	12	Zemaitis-Geppert		18	18	18	16	16	12	12	12	12	12	18	5	37	12	12	12	12	24	24	5	5
7	38	Calheiros-MacEDO		12	12	12	12	12	16	16	16	16	16	16	37	18	116	116	24	24	116	116	12	37
8	16	Batina-Azevedo		24	24	24	24	24	24	24	24	24	37	37	9	116	24	24	116	116	5	5	37	12
9	29	Alfonso Colomina		37	37	37	38	37	37	37	37	37	5	5	69	24	37	37	37	37	37	37	38	38
10	18	Glão-Vieira		38	38	38	37	38	38	38	38	38	24	29	18	16	38	38	38	38	38	116	16	16
11	5	Pires-Abreu		69	69	69	69	69	5	5	38	007	24	38	16	16	16	16	16	16	16	16	29	29
12	116	Aso Argol-Vannelet		26	26	26	26	29	29	29	29	29	9	16	29	29	29	29	29	29	29	29	29	116
13	78	Fontes-Gomez		29	29	29	29	26	33	33	33	26	007	69	38	26	26	26	26	007	007	78	78	78
14	007	Ramos-Saeres		9	9	9	33	33	5	26	26	007	26	580	29	9	007	007	007	78	78	007	007	007
15	9	João Vieira		007	007	007	9	9	26	69	007	33	9	24	26	007	9	78	78	26	26	9	9	9
16	26	P. Abreu-Moore		33	33	33	007	5	007	007	69	9	33	38	007	78	78	9	9	9	9	26	26	26
17	40	Hornigos-Hernández		88	88	88	5	007	9	9	9	69	69	26	78	69	69	69	69	69	69	40	40	40
18	25	Kirton-Elsworth		78	78	78	88	88	580	78	580	78	580	78	580	580	580	40	40	40	40	25	25	25
19	69	Fothergill-Bennett		580	580	580	78	78	78	580	78	580	78	25	25	25	25	25	25	25	25	69	69	69
20	58	M.Nabais-A.Nabais		58	58	58	580	58	25	25	25	25	102	40	40	40	40	40	580	580	580	580	580	580
21	88	Manuel Vistas		57	57	57	58	580	88	88	88	88	25	88	88	88	88	88	88	88	58	58	58	58
22	580	Sousa-Silva		25	25	25	25	57	25	40	40	40	40	102	58	58	58	58	58	58	88	88	88	88
23	102	Camelo-Cagolio		40	40	40	40	25	57	102	102	102	88	58	102	102	102	102	102	102	102	102	102	102
24	33	Rui Mirrita		5	5	5	40	40	40	58	58	58	33	33	33	33								
25	57	Paulo Silva		102	102	102	102	102	57															
26	101	Machado-Pinto Coelho		101																				

Fastest time : 1:52.553 in lap 9 by nbr. 5 : Pires-Abreu (BMW M4 GT4)

Results: <https://live.timing.raceresults.nu/autodromodoalgarve>



Timekeeping by :

Algarve Wel

Autódromo Intern

Heat name : CPV / IBERIAN SUI
Heat Date : 07 May 2023
Track name : Autodromo Interna

Participants Started : 26
Participants Finished : 23
Participants Not Finished : 3

Green flag at : 17:19:04
Finish flag waved at : 18:04:32
Total time under Green : 45:28
Number of cautions : 2
Number of code-60's : 0

Cautions/Code-60 history during the heat

#	Start time	End time	Duration	Comment
1	17:19:04	856	45:28.646	
2	17:20:24	17:27:11	6:46	RC.
3	17:57:25	18:00:41	3:15	RC.

Algarve Wei

Autódromo Intern

Summary of best lap times per class

<u>Nbr</u>	<u>Name / Team name</u>	<u>Car</u>
007	Ramos-Soares	Aston Martin Vantage
78	Fontes-Gomez	BMW M2 CS Racing
40	Hormigos-Hernández	BMW M240i Racing
580	Sousa-Silva	Cupra TCR

Summary of number of laps in the lead

<u>#</u>	<u>Nbr</u>	<u>Name</u>	<u>Car</u>
1	55	Pires-Niskanen	Mercedes AMG GT4
2	18	Gião-Vieira	Mercedes AMG GT4