

Algarve Welcome Spring

Autódromo Internacional do Algarve

**CPV / IBERIAN SUPERCARS
Provisional Result Race 1**
**4 - 7 May 2023
Autodromo Internacional Algarve - 4652mtr.**


Pos	Nbr	Name / Entrant	Car	Cls	PIC	Gap	Total time	Fastest	In	Avg. Speed
1	5	Pires-Abreu Speedy Motorsport	BMW M4 GT4	GT4	PRC 1	-- 21 laps --	46:05.200	1:52.008	9	127.20
2	8	Cunha-Rodrigues Veloso Motorsport	Audi R8 LMS GT4	T4	Bron: 1	17.461	46:22.661	1:52.765	9	126.41
3	55	Pires-Niskanen Lema Racing	Mercedes AMG GT4	GT4	PRC 2	34.535	46:39.735	1:51.765	11	125.63
4	16	Batina-Azevedo Orlando Batina	BMW M4 GT4 F82	GT4	PRC 3	1:04.646	47:09.846	1:53.624	11	124.30
5	116	Aso Arjol-Vannelet NM Racing Team	Mercedes AMG GT4	GT4	PRC 4	1:05.170	47:10.370	1:53.628	13	124.27
6	12	Zemaitis-Geppert SMC Motorsport	McLaren 570S GT4	GT4	PRC 5	1:16.083	47:21.283	1:53.667	15	123.80
7	9	João Vieira João Vieira	Porsche 911 Cup	Cup	1	1:34.711	47:39.911	1:58.076	10	122.99
8	38	Calheiros-Macedo Lema Racing	Mercedez AMG GT4	T4	Bron: 2	-- 20 laps --	45:33.480	1:54.988	12	122.55
9	115	Muñoz-Simó NM Racing Team	Mercedes AMG GT4	T4	Bron: 3	33.336	46:06.816	1:52.231	14	121.08
10	29	Alfonso Colomina SMC Motorsport	McLaren 570S GT4	T4	Bron: 4	36.578	46:10.058	1:55.938	15	120.93
11	007	Ramos-Soares Araujo Competição	Aston Martin Vantage GT4	GTX	1	39.675	46:13.155	1:56.809	13	120.80
12	69	Fothergill-Bennett Tockwith Motorsports	Porsche 911 Cup	Cup	2	43.621	46:17.101	1:55.679	15	120.63
13	59	Daniel Teixeira JT59 Racing Team	Cupra TCR	TCR	1	51.714	46:25.194	1:56.997	13	120.28
14	18	Gião-Vieira Racar Motorsport	Mercedes AMG GT4	GT4	PRC 6	53.334	46:26.814	1:53.151	4	120.21
15	78	Fontes-Gomez Álvaro Fontes	BMW M2 CS Racing	M2	1	1:06.849	46:40.329	1:58.014	4	119.63
16	26	P. Abreu-Moore Tomás P. Abreu	Ginetta G50	GTX	2	1:37.161	47:10.641	1:58.320	12	118.35
17	40	Hormigos-Hernández Borja Hormigos	BMW M240i Racing	TC	1	1:58.594	47:32.074	2:03.083	16	117.46
18	88	Manuel Vistas Araujo Competição	McLaren 570S Trophy	GTX	3	2:04.100	47:37.580	1:59.900	16	117.23
19	580	Sousa-Silva Manuel Sousa	Cupra TCR	TCR	2	2:06.518	47:39.998	2:01.256	16	117.13
20	25	Kirton-Elsworth Steve Kirton	Ginetta G50	GTX	4	2:13.015	47:46.495	2:00.223	14	116.86

Fastest time : 1:51.765 in lap 11 by nbr. 55 : Pires-Niskanen (Mercedes AMG GT4)

Publication-time

 Results: <https://livetiming.raceresults.nu/autodromodoalgarve>

Timekeeping by :

Timekeeper		12:17:77	
	Miguel C. Calado Glória	12h15	Clock of the Course
			Stewards

Page 1 of 2

Results remain provisional pending technical examination and decisions from the stewards of the meeting



Algarve Welcome Spring

Autódromo Internacional do Algarve

CPV / IBERIAN SUPERCARS

Provisional Result Race 1

4 - 7 May 2023

Autodromo Internacional Algarve - 4652mtr.

Pos	Nbr	Name / Entrant	Car	Cls	PIC	Gap	Total time	Fastest	In	Avg. Speed
21	103	Cruz-Monteiro Anibal Cruz	Ginetta G40	TC	2	-- 19 laps --	46:46.631	2:07.399	11	113.39
22	101	Machado-Pinto Coelho Marlana Machado	Ginetta G40	TC	3	3.398	46:50.029	2:06.754	13	113.25
23	102	Camelo-Caçoilo Adelino Camelo	Ginetta G40	TC	4	9.339	46:55.970	2:08.133	18	113.01
24	57	Paulo Silva Paulo Silva	Audi RS3 LMS TCR	TCR	3	34.211	47:20.842	2:05.670	12	112.02
25	58	Nabais-Nabais Speedy Motorsport	Porsche Cayman GT4 Clubsport (981) GTX		5	-- 13 laps --	33:29.498	1:59.605	8	108.36
26	37	Mota-Pires Fábio Mota	Ginetta G55 GT4	GT4 PRC	7	-- 11 laps --	46:09.149	1:53.953	4	66.53
27	33	Rui Miritta Rui Miritta	Porsche 911 Cup	Cup	3	-- 6 laps --	15:49.737	1:57.809	4	105.82
28	24	Carvalho-Batista Araujo Competição	McLaren 570S GT4	T4 Bron:	5	-- 1 laps --	4:30.170	4:30.170	1	61.99


Fastest time : 1:51.765 in lap 11 by nbr. 55 : Pires-Niskanen (Mercedes AMG GT4)

Publication-time

Results: <https://livetiming.raceresults.nu/autodromodoalgarve>

Timekeeping by :

Timekeeper



Miguel C. Calado Glória

12:17:77
12h15

Cleck of the Course

Stewards

Page 2 of 2

Results remain provisional pending technical examination and decisions from the stewards of the meeting



Algarve Welcome Spring

Autódromo Internacional do Algarve

CPV / IBERIAN SUPERCARS

Provisional result per class Race 1

4 - 7 May 2023

Autodromo Internacional Algarve - 4652mtr.

Cup

Pos	Nbr	Name / Entrant	Car	Gap	Diff	Total time	Fastest	In
1	9	João Vieira João Vieira	Porsche 911 Cup	-- 21 laps --		47:39.911	1:58.076	10
2	69	Fothergill-Bennett Tockwith Motorsports	Porsche 911 Cup	-- 20 laps --		46:17.101	1:55.679	15
3	33	Rui Miritta Rui Miritta	Porsche 911 Cup	-- 6 laps --		15:49.737	1:57.809	4

GT4 Bronze

Pos	Nbr	Name / Entrant	Car	Gap	Diff	Total time	Fastest	In
1	8	Cunha-Rodrigues Velooso Motorsport	Audi R8 LMS GT4	-- 21 laps --		46:22.661	1:52.765	9
2	38	Calheiros-Macedo Lema Racing	Mercedes AMG GT4	-- 20 laps --		45:33.480	1:54.988	12
3	115	Muñoz-Simó NM Racing Team	Mercedes AMG GT4	33.336	33.336	46:06.816	1:52.231	14
4	29	Alfonso Colomina SMC Motorsport	McLaren 570S GT4	36.578	3.242	46:10.058	1:55.938	15
5	24	Carvalho-Batista Araujo Competição	McLaren 570S GT4	-- 1 laps --		4:30.170	4:30.170	1

GT4 PRO

Pos	Nbr	Name / Entrant	Car	Gap	Diff	Total time	Fastest	In
1	5	Pires-Abreu Speedy Motorsport	BMW M4 GT4	-- 21 laps --		46:05.200	1:52.008	9
2	55	Pires-Niskanen Lema Racing	Mercedes AMG GT4	34.535	34.535	46:39.735	1:51.765	11
3	16	Batina-Azevedo Orlando Batina	BMW M4 GT4 F82	1:04.646	30.111	47:09.846	1:53.624	11
4	116	Aso Arjol-Vannelet NM Racing Team	Mercedes AMG GT4	1:05.170	0.524	47:10.370	1:53.628	13
5	12	Zemaitis-Geppert SMC Motorsport	McLaren 570S GT4	1:16.083	10.913	47:21.283	1:53.667	15
6	18	Gião-Vieira Racar Motorsport	Mercedes AMG GT4	-- 20 laps --		46:26.814	1:53.151	4
7	37	Mota-Pires Fábio Mota	Ginetta G55 GT4	-- 11 laps --		46:09.149	1:53.953	4

Fastest time : 1:51.765 in lap 11 by nbr. 55 : Pires-Niskanen (Mercedes AMG GT4)

Publication-time

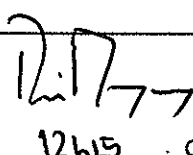
Results: <https://livetiming.raceresults.nu/autodromodoalgarve>

Timekeeping by :

Timekeeper



Miguel C. Calado Glória



12h15

Clack of the Course

Stewards

Page 1 of 3

Results remain provisional pending technical examination and decisions from the stewards of the meeting





Algarve Welcome Spring

Autódromo Internacional do Algarve

CPV / IBERIAN SUPERCARS

Provisional result per class Race 1

4 - 7 May 2023

Autodromo Internacional Algarve - 4652mtr.

GTX

Pos	Nbr	Name / Entrant	Car	Gap	Diff	Total time	Fastest	In
1	007	Ramos-Soares Araujo Competição	Aston Martin Vantage GT4	-- 20 laps --		46:13.155	1:56.809	13
2	26	P. Abreu-Moore Tomás P. Abreu	Ginetta G50	57.486	57.486	47:10.641	1:58.320	12
3	88	Manuel Vistas Araujo Competição	McLaren 570S Trophy	1:24.425	26.939	47:37.580	1:59.900	16
4	25	Kirton-Elsworth Steve Kirton	Ginetta G50	1:33.340	8.915	47:46.495	2:00.223	14
5	58	Nabais-Nabais Speedy Motorsport	Porsche Cayman GT4 Clubsport	-- 13 laps --		33:29.498	1:59.605	8

M2

Pos	Nbr	Name / Entrant	Car	Gap	Diff	Total time	Fastest	In
1	78	Fontes-Gomez Álvaro Fontes	BMW M2 CS Racing	-- 20 laps --		46:40.329	1:58.014	4

TC

Pos	Nbr	Name / Entrant	Car	Gap	Diff	Total time	Fastest	In
1	40	Hormigos-Hernández Borja Hormigos	BMW M240i Racing	-- 20 laps --		47:32.074	2:03.083	16
2	103	Cruz-Monteiro Anibal Cruz	Ginetta G40	-- 19 laps --		46:46.631	2:07.399	11
3	101	Machado-Pinto Coelho Mariana Machado	Ginetta G40	3.398	3.398	46:50.029	2:06.754	13
4	102	Camelo-Caçoilo Adelino Camelo	Ginetta G40	9.339	5.941	46:55.970	2:08.133	18

TCR


Pos	Nbr	Name / Entrant	Car	Gap	Diff	Total time	Fastest	In
1	59	Daniel Teixeira JT59 Racing Team	Cupra TCR	-- 20 laps --		46:25.194	1:56.997	13
2	580	Sousa-Silva Manuel Sousa	Cupra TCR	1:14.804	1:14.804	47:39.998	2:01.256	16
3	57	Paulo Silva Paulo Silva	Audi RS3 LMS TCR	-- 19 laps --		47:20.842	2:05.670	12

Fastest time : 1:51.785 in lap 11 by nbr. 55 : Pires-Niskanen (Mercedes AMG GT4)

Publication-time

Results: <https://livetiming.raceresults.nu/autodromodoalgarve>

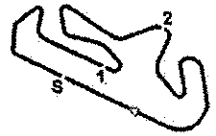
Timekeeping by :

Timekeeper  Miguel C. Calado Glória	2:17:77 12h15 Cleck of the Course	Stewards
------------------------------------------------------------------------------------------------------------------------------	-----------------------------------------	----------

Page 2 of 3

Results remain provisional pending technical examination and decisions from the stewards of the meeting






Algarve Welcome Spring
 Autódromo Internacional do Algarve

CPV / IBERIAN SUPERCARS
 Provisional result per class Race 1

4 - 7 May 2023
Autodromo Internacional Algarve - 4652mtr.

Fastest time : 1:51.765 in lap 11 by nbr. 55 : Pires-Niskanen (Mercedes AMG GT4)		Publication-time
Results: https://livetiming.raceresults.nu/autodromodoalgarve		Timekeeping by :
Timekeeper  Miguel C. Calado Glória	12:17:77 12h15 Click of the Course	Stewards
Page 3 of 3	Results remain provisional pending technical examination and decisions from the stewards of the meeting	



Algarve Welcome Spring

Autódromo Internacional do Algarve

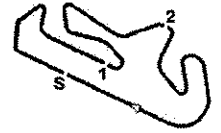
CPV / IBERIAN SUPERCARS

Sector analyse - Race 1

4 - 7 May 2023

Autodromo Internacional Algarve - 4652mtr.

Pos	Nbr	Name / Team name	Sector 1			Sector 2			Sector 3			theoretical best	Actual best	In
			time	Lap	pos	time	Lap	pos	time	Lap	pos			
1	5	Pires-Abreu	35.065	14	2	35.844	9	3	40.979	9	1	1:51.888	1:52.008	9
2	8	Cunha-Rodrigues	35.215	9	4	35.946	9	5	41.604	9	5	1:52.765	1:52.765	9
3	55	Pires-Niskanen	35.050	11	1	35.386	11	1	41.329	11	3	1:51.765	1:51.765	11
4	16	Batlna-Azevedo	35.262	11	5	36.146	9	8	41.798	12	8	1:53.206	1:53.624	11
5	116	Aso Arjol-Vannelet	35.492	13	7	36.129	5	7	41.652	4	7	1:53.273	1:53.628	13
6	12	Zemaltis-Geppert	35.359	15	6	35.985	19	6	41.953	14	9	1:53.297	1:53.667	15
7	9	João Vieira	36.711	14	15	37.572	19	15	43.332	11	17	1:57.615	1:58.076	10
8	38	Calheiros-Macedo							42.374	13	10		1:54.988	12
9	115	Muñoz-Simó	35.188	14	3	35.505	10	2	41.290	13	2	1:51.983	1:52.231	14
10	29	Alfonso Colomina	35.977	15	10	36.988	16	11	42.703	13	14	1:55.668	1:55.938	15
11	007	Ramos-Soares	36.339	10	12	37.353	14	13	42.606	12	13	1:56.298	1:56.809	13
12	69	Fothergill-Bennett	36.125	14	11	36.787	15	10	42.436	12	11	1:55.348	1:55.679	15
13	59	Daniel Telxelra	36.617	13	13	37.425	10	14	42.519	10	12	1:56.561	1:56.997	13
14	18	Glão-Vieira	35.606	5	8	35.932	4	4	41.454	4	4	1:52.992	1:53.151	4
15	78	Fontes-Gomez	36.825	5	16	37.295	11	12	43.524	4	19	1:57.644	1:58.014	4
16	26	P. Abreu-Moore	37.384	12	18	37.819	12	17	43.117	12	16	1:58.320	1:58.320	12
17	40	Hormigos-Hernández	38.255	8	23	39.455	10	22	44.613	4	23	2:02.323	2:03.083	16
18	88	Manuel Vistas	36.890	16	17	38.043	19	19	44.549	17	22	1:59.482	1:59.900	16
19	580	Sousa-Silva	37.841	19	21	38.146	18	20	44.399	17	21	2:00.386	2:01.256	16
20	25	Kirton-Elsworth	37.714	14	20	38.655	13	21	43.362	18	18	1:59.731	2:00.223	14
21	103	Cruz-Monteiro	40.198	13	25	40.543	12	24	46.027	3	25	2:06.768	2:07.399	11
22	101	Machado-Pinto Coelho	40.177	14	24	40.683	17	25	45.781	13	24	2:06.641	2:06.754	13
23	102	Camelo-Caçoilo	40.376	13	26	41.102	19	26	46.227	19	26	2:07.705	2:08.133	18
24	57	Paulo Silva	38.251	13	22	39.949	11	23	46.227	4	27	2:04.427	2:05.670	12
25	58	Nabais-Nabais	37.443	8	19	37.916	8	18	43.754	4	20	1:59.113	1:59.605	8
26	37	Mota-Pires	35.706	4	9	36.466	4	9	41.642	3	6	1:53.814	1:53.953	4
27	33	Rui Mirlitta	36.675	5	14	37.789	4	16	42.974	4	15	1:57.438	1:57.809	4
28	24	Carvalho-Batista	48.982	2	27	55.781	1	27	1:46.784	1	28	3:31.547	4:30.170	1



Algarve Welcome Spring

Autódromo Internacional do Algarve

CPV / IBERIAN SUPERCARS
Laptimes - Race 1

4 - 7 May 2023
Autodromo Internacional Algarve - 4652mtr.

Nbr	Name	Laps	lap	Lap ..1	Lap ..2	Lap ..3	Lap ..4	Lap ..5	Lap ..6	Lap ..7	Lap ..8	Lap ..9	Lap ..0
5	Pires-Abreu	21	1 - 10	3:31.692	2:06.073	1:54.927	1:53.413	1:58.786	3:17.841	3:51.131	1:52.322	1:52.008	1:53.198
			11 - 20	1:52.850	1:53.214	1:53.432	1:55.617	1:53.240	1:53.024	1:53.158	1:52.804	1:53.509	1:53.258
			21 - 30	1:54.346									
8	Cunha-Rodrigues	21	1 - 10	4:29.065	2:07.055	1:54.726	1:54.360	1:59.973	3:14.934	4:00.195	1:54.097	1:52.765	1:56.237
			11 - 20	1:54.858	1:54.577	1:54.001	1:55.435	1:53.342	1:53.643	1:53.947	1:54.992	1:54.597	1:55.230
			21 - 30	1:54.632									
55	Pires-Niskanen	21	1 - 10	4:24.966	2:07.274	1:55.788	1:54.219	2:01.159	3:12.453	2:46.312	3:48.543	1:52.425	1:52.179
			11 - 20	1:51.765	1:52.768	1:55.128	1:52.304	1:53.003	1:52.534	1:52.570	1:52.413	1:52.200	1:53.431
			21 - 30	1:53.116									
16	Batina-Azevedo	21	1 - 10	4:31.056	2:10.051	1:56.732	1:56.059	1:57.203	3:12.231	2:37.980	2:02.007	3:51.454	1:54.408
			11 - 20	1:53.624	1:53.693	1:54.435	1:54.390	1:54.105	1:55.275	1:54.895	1:54.761	1:54.875	1:55.426
			21 - 30	1:55.186									
116	Aso Arjol-Vannelet	21	1 - 10	4:28.941	2:12.580	1:54.848	1:54.004	1:57.875	3:13.058	2:45.852	3:55.828	1:54.155	1:54.110
			11 - 20	1:54.033	1:54.094	1:53.628	1:54.091	1:54.567	1:54.326	1:54.278	1:54.862	1:54.350	1:55.354
			21 - 30	1:55.536									
12	Zemaitis-Geppert	21	1 - 10	4:31.740	2:17.674	1:59.729	1:57.104	2:02.881	2:58.015	2:44.993	4:01.033	1:55.165	1:54.013
			11 - 20	1:54.527	1:54.237	1:53.855	1:53.753	1:53.667	1:54.199	1:55.379	1:55.117	1:53.976	1:55.344
			21 - 30	1:54.882									
9	João Vieira	21	1 - 10	3:34.018	2:21.138	2:02.503	2:00.448	2:04.196	2:50.313	3:56.214	1:59.995	1:59.151	1:58.076
			11 - 20	1:58.942	2:00.332	1:58.806	1:58.413	1:58.610	1:58.309	1:58.848	2:00.470	1:59.291	1:59.735
			21 - 30	1:59.607									
38	Calheiros-Macedo	20	1 - 10	4:24.350	2:11.321	1:57.321	1:55.833	1:59.038	3:10.366	2:37.227	1:56.330	2:01.925	3:50.925
			11 - 20	1:56.537	1:54.988	1:55.056	1:56.518	1:56.063	1:55.275	1:58.684	1:56.383	1:55.693	1:57.095
115	Muñoz-Simó	20	1 - 10	4:29.605	2:09.879	1:55.286	1:54.244	1:58.380	3:12.243	2:46.941	3:49.763	1:52.701	1:52.323
			11 - 20	1:52.627	1:52.375	1:53.737	1:52.231	1:53.913	1:53.579	2:15.408	2:20.822	2:06.569	2:04.190
29	Alfonso Colomina	20	1 - 10	4:32.795	2:17.238	2:00.935	1:58.016	2:09.050	2:50.740	2:47.047	4:06.984	1:59.661	1:59.379
			11 - 20	1:58.075	1:57.566	1:56.689	1:56.160	1:55.938	1:56.209	1:56.335	1:57.302	1:57.380	1:57.559
007	Ramos-Soares	20	1 - 10	3:31.256	2:15.064	2:03.350	2:00.059	2:08.112	2:46.301	2:48.048	3:53.276	1:58.922	1:57.068
			11 - 20	1:59.931	1:57.082	1:56.809	1:58.282	1:58.852	1:58.766	1:58.960	1:59.313	1:58.801	1:58.721
69	Fothergill-Bennett	20	1 - 10	4:35.299	2:15.871	2:02.107	2:01.755	2:08.207	2:46.465	2:46.899	3:58.069	1:56.517	1:56.602
			11 - 20	1:56.994	1:56.237	1:56.157	1:56.107	1:56.679	1:57.217	1:56.763	2:01.432	2:04.649	2:08.075
59	Daniel Teixeira	20	1 - 10	4:31.662	2:14.212	1:58.873	1:58.018	2:05.431	2:58.138	2:43.995	4:03.310	1:57.334	1:57.445
			11 - 20	1:58.017	1:57.366	1:56.997	1:57.672	1:58.306	1:59.338	2:01.339	2:02.621	2:02.136	2:02.984
18	Gião-Vieira	20	1 - 10	4:29.790	2:11.605	1:56.347	1:53.151	1:57.998	3:14.262	3:55.985	1:54.092	1:53.767	2:24.962
			11 - 20	3:26.842	1:55.016	1:54.359	1:54.205	1:54.198	1:54.357	1:54.078	1:54.121	1:54.717	1:53.962
78	Fontes-Gomez	20	1 - 10	4:32.368	2:13.051	1:59.137	1:58.014	1:58.360	3:04.675	3:57.857	1:59.837	1:58.805	2:01.627
			11 - 20	1:59.357	1:59.395	2:01.938	1:59.241	2:02.561	2:01.715	2:00.181	2:11.865	2:39.065	2:01.280
26	P. Abreu-Moore	20	1 - 10	4:35.547	2:19.136	2:03.346	2:03.054	2:09.095	2:46.747	2:45.077	4:10.358	2:02.578	1:58.879
			11 - 20	2:00.357	1:58.320	2:16.294	2:00.165	1:59.788	1:59.765	1:59.272	2:00.661	2:00.668	2:01.534
40	Hormigos-Hernández	20	1 - 10	4:33.327	2:17.572	2:04.560	2:04.951	2:06.977	2:46.683	2:37.341	2:10.025	4:02.795	2:04.451
			11 - 20	2:05.314	2:05.716	2:05.185	2:03.480	2:03.994	2:03.983	2:03.629	2:04.617	2:04.789	2:03.585
88	Manuel Vistas	20	1 - 10	3:38.417	2:26.774	2:10.764	2:12.652	2:15.753	2:20.482	3:02.331	4:10.090	2:01.807	2:00.601



Algarve Welcome Spring

Autódromo Internacional do Algarve

CPV / IBERIAN SUPERCARS
Laptimes - Race 1

4 - 7 May 2023

Autodromo Internacional Algarve - 4652mtr.

Nbr	Name	Laps	lap	Lap ..1	Lap ..2	Lap ..3	Lap ..4	Lap ..5	Lap ..6	Lap ..7	Lap ..8	Lap ..9	Lap ..0
			11 - 20	2:01.836	2:01.511	2:01.907	2:03.054	2:01.105	1:59.900	2:02.076	2:01.481	2:01.801	2:05.515
580	Sousa-Silva	20	1 - 10	4:34.261	2:21.313	2:05.550	2:04.765	2:12.573	2:39.353	2:49.253	2:05.824	2:05.444	2:15.071
			11 - 20	4:01.905	2:04.023	2:04.630	2:02.768	2:01.270	2:01.256	2:01.322	2:02.089	2:03.838	2:03.490
25	Kirton-Elsworth	20	1 - 10	4:35.927	2:25.008	2:08.840	2:09.192	2:11.644	2:29.059	2:48.707	2:09.425	2:21.167	4:12.974
			11 - 20	2:01.889	2:01.392	2:00.474	2:00.223	2:02.845	2:00.373	2:03.713	2:00.708	2:01.283	2:01.652
103	Cruz-Monteiro	19	1 - 10	3:27.734	2:25.622	2:08.866	2:07.554	2:09.994	2:28.258	2:48.633	2:11.706	2:16.331	4:07.662
			11 - 20	2:07.399	2:08.653	2:08.520	2:08.210	2:10.010	2:08.820	2:09.363	2:10.188	2:10.347	
101	Machado-Pinto Coelho	19	1 - 10	3:28.954	2:25.921	2:13.506	2:11.085	2:15.009	2:21.607	3:03.136	4:05.056	2:08.623	2:08.065
			11 - 20	2:09.075	2:10.102	2:06.754	2:07.313	2:07.771	2:09.005	2:08.829	2:10.807	2:08.275	
102	Camelo-Caçoilo	19	1 - 10	3:29.801	2:26.126	2:13.054	2:11.533	2:15.735	2:19.781	3:02.320	4:02.757	2:09.724	2:10.525
			11 - 20	2:10.052	2:11.169	2:09.278	2:08.781	2:11.293	2:08.882	2:08.777	2:08.133	2:08.677	
57	Paulo Silva	19	1 - 10	4:34.608	2:24.054	2:06.451	2:05.706	2:08.650	2:39.346	2:49.370	2:24.471	3:42.056	2:07.028
			11 - 20	2:05.750	2:05.670	2:05.770	2:08.159	2:07.755	2:09.786	2:08.406	2:26.336	3:01.470	
58	Nabais-Nabais	13	1 - 10	3:30.912	2:13.501	2:03.846	2:00.223	2:08.517	2:46.698	2:38.530	1:59.605	2:04.308	4:12.883
			11 - 20	2:11.470	2:08.948	2:22.615							
37	Mota-Pires	11	1 - 10	26:49.578	1:58.400	1:54.438	1:58.953	1:54.003	2:00.174	1:55.241	1:55.872	1:55.498	1:56.284
			11 - 20	1:55.708									
33	Rui Miritta	6	1 - 10	4:33.717	2:13.259	1:58.952	1:57.809	2:01.832	3:04.168				
24	Carvalho-Batista	1	1 - 10	4:30.170									



Algarve Welcome Spring

Autódromo Internacional do Algarve

CPV / IBERIAN SUPERCARS
Laps and Sector Times - Race 1

4 - 7 May 2023
Autodromo Internacional Algarve - 4652mtr.

5 Pires-Abreu										BMW M4 GT4									
lap	Sect-1	Speed	Sect-2	Speed	Sect-3	Speed	TopSpeed	laptime	pit	lap	Sect-1	Speed	Sect-2	Speed	Sect-3	Speed	Topspeed	laptime	pit
1	Pit Out	55.6	51.320	88.5	1:35.863			3:31.692		12	35.227	180.6	36.002	133.8	41.985	201.1	242.2	1:53.214	
2	44.949	161.9	39.194	114.0	41.930	83.3	187.8	2:06.073		13	35.140	181.5	35.952	111.3	42.340	201.1	243.2	1:53.432	
3	35.684	166.7	37.401	116.9	41.842	203.4	245.5	1:54.927		14	<u>35.065</u>	178.8	38.894	110.8	41.658	201.1	242.2	1:55.617	
4	36.379	184.6	35.994	121.2	41.040	203.4	248.8	1:53.413		15	35.345	182.1	36.109	114.6	41.786	200.0	241.6	1:53.240	
5	35.499	169.5	36.186	121.3	47.101	<u>205.7</u>	<u>250.0</u>	1:58.786		16	35.442	180.6	36.236	110.9	41.346	200.0	240.0	1:53.024	
6	57.411	96.7	1:03.091	69.9	Pit In	159.3	162.4	3:17.841		17	35.516	181.5	36.156	114.3	41.486	201.1	241.1	1:53.158	
7	Pit Out	171.7	36.158	121.5	41.430			3:51.131		18	35.285	185.6	35.993	116.8	41.526	200.0	242.7	1:52.804	
8	35.217	183.7	35.974	117.1	41.131	203.4	242.2	1:52.322		19	36.029	178.5	36.000	115.9	41.480	201.1	245.5	1:53.509	
9	35.185	182.1	<u>35.844</u>	119.3	<u>40.979</u>	201.1	240.0	<u>1:52.008</u>		20	35.338	<u>187.2</u>	36.395	111.8	41.525	203.4	247.7	1:53.258	
10	35.248	176.5	36.198	114.3	41.752	202.2	242.7	1:53.198		21	36.509	176.8	36.221	111.3	41.616	201.1	242.7	1:54.346	
11	35.733	183.1	35.922	117.5	41.195	196.7	238.4	1:52.850		22									

007 Ramos-Soares										Aston Martin Vantage GT4									
lap	Sect-1	Speed	Sect-2	Speed	Sect-3	Speed	TopSpeed	laptime	pit	lap	Sect-1	Speed	Sect-2	Speed	Sect-3	Speed	Topspeed	laptime	pit
1	Pit Out	51.9	51.440	74.2	1:34.888			3:31.256		11	39.157	157.2	37.761	107.0	43.013	198.9	242.7	1:59.931	
2	50.171	158.4	41.015	114.8	43.878	77.6	175.6	2:15.064		12	36.433	163.6	38.043	107.5	<u>42.606</u>	201.1	<u>245.5</u>	1:57.082	
3	38.874	141.0	40.424	97.1	44.052	200.0	241.6	2:03.350		13	36.544	164.1	37.548	106.4	42.717	202.2	244.9	<u>1:56.809</u>	
4	38.320	155.4	38.473	113.8	43.266	198.9	243.8	2:00.059		14	37.180	159.8	<u>37.353</u>	106.8	43.749	<u>203.4</u>	239.5	1:58.282	
5	38.392	163.4	39.905	107.6	49.815	196.7	241.6	2:08.112		15	37.398	158.1	37.993	106.0	43.461	194.6	238.4	1:58.852	
6	42.270	127.5	55.460	65.1	1:08.571	177.3	193.5	2:46.301		16	37.692	156.5	37.681	103.3	43.395	201.1	238.9	1:58.768	
7	1:04.511	75.1	46.967	107.6	Pit In	99.4	95.6	2:48.048		17	36.903	167.2	38.619	101.1	43.438	200.0	242.2	1:58.960	
8	Pit Out	162.4	38.039	<u>121.3</u>	43.889			3:53.276		18	37.043	165.6	38.846	119.3	43.424	201.1	244.9	1:59.313	
9	36.826	157.7	38.774	105.4	43.322	201.1	244.9	1:58.922		19	37.089	165.4	37.950	110.9	43.762	202.2	231.3	1:58.801	
10	<u>36.339</u>	<u>169.5</u>	37.433	111.8	43.296	201.1	<u>245.5</u>	1:57.068		20	37.046	160.5	38.231	108.7	43.444	<u>203.4</u>	244.9	1:58.721	

8 Cunha-Rodrigues										Audi R8 LMS GT4									
lap	Sect-1	Speed	Sect-2	Speed	Sect-3	Speed	TopSpeed	laptime	pit	lap	Sect-1	Speed	Sect-2	Speed	Sect-3	Speed	Topspeed	laptime	pit
1	1:40.310	58.9	56.656	77.2	1:47.905	52.8	57.4	4:29.065		12	36.052	187.5	36.067	116.5	42.458	200.0	242.7	1:54.577	
2	48.456	174.5	36.563	113.2	42.036	58.5	164.9	2:07.055		13	35.373	188.5	36.869	119.5	41.759	200.0	241.1	1:54.001	
3	35.513	175.0	37.207	111.1	42.006	200.0	244.9	1:54.726		14	35.220	197.8	38.036	112.6	42.179	200.0	241.6	1:55.435	
4	35.726	186.2	36.800	106.3	41.834	198.9	241.1	1:54.360		15	35.386	192.9	35.963	114.4	41.993	197.8	238.9	1:53.342	
5	35.626	183.1	36.538	101.9	47.809	197.8	242.7	1:59.973		16	35.563	197.4	36.116	119.5	41.964	197.8	237.9	1:53.643	
6	56.499	89.5	1:02.894	78.3	Pit In	153.2	133.2	3:14.934		17	35.530	185.6	36.447	111.5	41.970	197.8	238.4	1:53.947	
7	Pit Out	137.9	40.115	112.6	43.273			4:00.195		18	36.384	178.2	36.384	114.0	42.224	195.7	239.5	1:54.992	
8	36.125	188.2	36.065	113.8	41.907	195.7	237.4	1:54.097		19	35.568	195.7	36.597	113.1	42.432	196.7	239.5	1:54.597	
9	<u>35.215</u>	185.9	<u>35.946</u>	117.5	<u>41.604</u>	200.0	243.8	<u>1:52.765</u>		20	36.695	182.4	36.273	117.8	42.262	197.8	242.2	1:55.230	
10	35.679	<u>198.9</u>	38.404	117.8	42.154	<u>205.7</u>	<u>247.1</u>	1:56.237		21	35.688	189.5	36.404	<u>120.9</u>	42.540	197.8	240.0	1:54.632	
11	36.188	175.0	36.596	114.5	42.074	198.9	241.6	1:54.858		22									

9 João Vieira										Porsche 911 Cup									
lap	Sect-1	Speed	Sect-2	Speed	Sect-3	Speed	TopSpeed	laptime	pit	lap	Sect-1	Speed	Sect-2	Speed	Sect-3	Speed	Topspeed	laptime	pit
1	Pit Out	50.3	51.356	73.9	1:36.253			3:34.018		12	37.146	157.0	39.006	109.3	44.180	<u>202.2</u>	242.7	2:00.332	
2	52.045	125.0	43.234	105.2	45.859	77.3	169.5	2:21.138		13	37.191	154.1	37.928	113.2	43.687	<u>202.2</u>	240.5	1:58.806	
3	38.660	146.5	39.218	103.3	44.625	195.7	234.3	2:02.503		14	<u>36.711</u>	153.8	38.179	107.5	43.523	<u>202.2</u>	239.5	1:58.413	
4	37.668	150.0	39.079	104.8	43.701	197.8	237.9	2:00.448		15	37.058	159.3	37.665	111.3	43.887	<u>202.2</u>	243.8	1:58.610	



Algarve Welcome Spring

Autódromo Internacional do Algarve

CPV / IBERIAN SUPERCARS

Laps and Sector Times - Race 1

4 - 7 May 2023

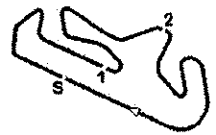
Autodromo Internacional Algarve - 4652mtr.

5	37.256	159.5	38.895	107.2	48.045	200.0	238.9	2:04.196	16	36.822	156.7	37.807	110.4	43.680	201.1	240.0	1:58.309
6	42.929	125.1	56.120	61.1	Pit In	171.4	193.9	2:50.313	17	37.063	161.2	38.058	113.0	43.727	201.1	237.9	1:58.848
7	Pit Out	<u>168.2</u>	38.526	107.1	44.160			3:56.214	18	37.210	151.7	38.878	112.0	44.382	<u>202.2</u>	<u>244.9</u>	2:00.470
8	37.463	161.4	38.768	102.5	43.764	197.8	240.0	1:59.995	19	37.456	163.1	<u>37.572</u>	114.8	44.263	201.1	219.5	1:59.291
9	37.282	164.4	37.829	103.0	44.040	201.1	238.9	1:59.151	20	37.787	153.2	38.255	105.7	43.693	200.0	234.3	1:59.735
10	36.967	163.1	37.748	107.1	43.361	201.1	241.1	<u>1:58.076</u>	21	37.492	159.1	37.964	<u>119.2</u>	44.151	200.0	224.5	1:59.607
11	37.349	162.4	38.261	104.3	<u>43.332</u>	200.0	241.6	1:58.942	22								

12 Zemaitis-Geppert										McLaren 570S GT4									
lap	Sect-1	Speed	Sect-2	Speed	Sect-3	Speed	TopSpeed	laptime	pit	lap	Sect-1	Speed	Sect-2	Speed	Sect-3	Speed	Topspeed	laptime	pit
1	1:46.117	42.9	54.823	89.7	1:43.262	53.1	45.6	4:31.740		12	35.939	177.3	36.269	116.4	42.029	200.0	243.2	1:54.237	
2	50.249	156.5	42.073	109.4	45.352	68.1	169.8	2:17.674		13	35.585	180.3	36.257	112.0	42.013	201.1	245.5	1:53.855	
3	37.590	166.9	38.380	110.5	43.759	192.5	237.9	1:59.729		14	35.676	<u>185.2</u>	36.124	113.4	<u>41.953</u>	<u>202.2</u>	243.8	1:53.753	
4	36.520	172.8	37.369	111.2	43.215	195.7	241.6	1:57.104		15	<u>35.359</u>	183.1	36.125	114.8	42.183	<u>202.2</u>	244.9	<u>1:53.667</u>	
5	36.306	183.1	38.719	91.7	47.856	197.8	243.8	2:02.881		16	35.688	180.9	36.132	<u>120.1</u>	42.379	198.9	245.5	1:54.199	
6	46.702	97.6	1:02.117	63.6	1:09.196	188.5	179.1	2:58.015		17	35.769	172.8	36.719	118.7	42.891	200.0	246.6	1:55.379	
7	1:04.359	79.4	46.814	92.6	Pit In	107.1	82.7	2:44.993		18	36.037	166.4	36.929	115.8	42.151	<u>202.2</u>	<u>247.7</u>	1:55.117	
8	Pit Out	180.3	37.150	112.9	42.908			4:01.033		19	35.599	180.9	<u>35.985</u>	117.4	42.392	197.8	243.8	1:53.976	
9	35.770	169.3	37.089	116.3	42.306	197.8	244.9	1:55.165		20	36.048	183.1	36.185	115.5	43.111	201.1	247.1	1:55.344	
10	35.640	181.8	36.027	116.8	42.346	200.0	243.2	1:54.013		21	35.964	183.7	36.590	115.6	42.328	198.9	244.9	1:54.882	
11	35.745	180.3	36.558	114.8	42.224	198.9	243.2	1:54.527		22									

16 Batina-Azevedo										BMW M4 GT4 F82									
lap	Sect-1	Speed	Sect-2	Speed	Sect-3	Speed	TopSpeed	laptime	pit	lap	Sect-1	Speed	Sect-2	Speed	Sect-3	Speed	Topspeed	laptime	pit
1	1:43.061	55.3	54.762	69.2	1:46.381	52.9	47.6	4:31.056		12	35.481	178.2	36.414	99.6	<u>41.798</u>	201.1	244.3	1:53.693	
2	48.535	165.9	38.806	114.0	42.710	64.5	168.8	2:10.051		13	35.419	171.7	36.767	97.3	42.249	203.4	244.9	1:54.435	
3	35.959	179.1	36.979	118.6	43.794	202.2	245.5	1:56.732		14	35.705	177.6	36.376	105.5	42.309	198.9	242.2	1:54.390	
4	36.465	171.2	37.314	109.6	42.280	<u>204.5</u>	246.0	1:56.059		15	35.608	180.9	36.613	93.9	41.884	<u>204.5</u>	<u>248.3</u>	1:54.105	
5	35.963	167.7	36.835	97.2	44.405	203.4	246.6	1:57.203		16	35.588	161.4	37.376	101.4	42.311	200.0	242.7	1:55.275	
6	57.718	77.2	1:02.691	70.9	1:11.822	146.9	179.4	3:12.231		17	35.941	180.0	36.906	101.8	42.048	196.7	241.1	1:54.895	
7	1:05.415	71.7	46.006	82.2	46.559	101.4	79.5	2:37.980		18	35.600	<u>184.0</u>	37.100	106.6	42.061	202.2	244.3	1:54.761	
8	36.491	177.3	36.860	105.3	Pit In	182.7	233.3	2:02.007		19	36.004	176.2	36.491	<u>118.9</u>	42.380	201.1	243.2	1:54.875	
9	Pit Out	172.8	<u>36.146</u>	105.7	41.828			3:51.454		20	36.580	160.7	36.516	113.2	42.330	201.1	242.2	1:55.426	
10	36.012	172.5	36.561	100.7	41.835	201.1	243.2	1:54.408		21	35.518	179.7	37.035	101.7	42.633	201.1	243.8	1:55.186	
11	<u>35.262</u>	173.4	36.277	100.7	42.085	203.4	243.2	<u>1:53.624</u>		22									

18 Gião-Vieira										Mercedes AMG GT4									
lap	Sect-1	Speed	Sect-2	Speed	Sect-3	Speed	TopSpeed	laptime	pit	lap	Sect-1	Speed	Sect-2	Speed	Sect-3	Speed	Topspeed	laptime	pit
1	1:40.572	50.9	56.419		1:47.918	53.5	58.9	4:29.790		11	Pit Out	175.3	37.299	105.9	42.104			3:25.842	
2	50.932	163.6	37.931	116.8	42.742	61.3	163.1	2:11.605		12	35.978	170.9	36.558	116.8	42.480	195.7	236.8	1:55.016	
3	36.113	177.6	38.094	122.6	42.140	198.9	240.0	1:56.347		13	35.692	184.0	36.260	121.2	42.407	194.6	234.8	1:54.359	
4	35.765	180.6	<u>35.932</u>	123.1	<u>41.454</u>	196.7	239.5	<u>1:53.151</u>		14	35.810	<u>188.5</u>	36.422	112.3	41.973	198.9	236.8	1:54.205	
5	<u>35.606</u>	175.3	36.018	<u>124.1</u>	46.374	<u>200.0</u>	<u>241.6</u>	1:57.998		15	35.823	177.0	36.380	114.6	41.995	194.6	233.3	1:54.198	
6	57.204	102.3	1:03.058	72.6	Pit In	148.8	150.0	3:14.262		16	36.056	177.6	36.306	116.0	41.995	196.7	235.3	1:54.357	
7	Pit Out	133.7	39.421	123.7	42.096			3:55.985		17	35.699	181.8	36.479	116.3	41.900	195.7	236.3	1:54.078	
8	35.746	185.6	36.556	117.0	41.790	198.9	235.8	1:54.092		18	35.608	183.1	36.219	123.9	42.294	195.7	235.3	1:54.121	
9	35.607	181.8	36.311	118.7	41.849	196.7	235.8	1:53.767		19	36.102	181.5	36.326	120.8	42.289	197.8	235.8	1:54.717	



Algarve Welcome Spring
Autódromo Internacional do Algarve

CPV / IBERIAN SUPERCARS
Laps and Sector Times - Race 1

4 - 7 May 2023
Autodromo Internacional Algarve - 4652mtr.

10	35.835	179.1	46.610	100.0	Pit In	197.8	237.4	2:24.962	20	35.707	178.8	36.151	122.7	42.104	196.7	235.8	1:53.962
----	--------	-------	--------	-------	--------	-------	-------	----------	----	--------	-------	--------	-------	--------	-------	-------	----------

24 Carvalho-Batista										McLaren 570S GT4										
lap	Sect-1	Speed	Sect-2	Speed	Sect-3	Speed	TopSpeed	laptime	pit	lap	Sect-1	Speed	Sect-2	Speed	Sect-3	Speed	Topspeed	laptime	pit	
1	1:41.823	61.7	55.781	71.0	1:46.784	52.5	53.8	4:30.170		2										

25 Kirton-Elsworth										Ginetta G50									
lap	Sect-1	Speed	Sect-2	Speed	Sect-3	Speed	TopSpeed	laptime	pit	lap	Sect-1	Speed	Sect-2	Speed	Sect-3	Speed	Topspeed	laptime	pit
1	1:47.775	45.6	52.401	72.3	1:36.999	41.6	55.4	4:35.927		11	38.732	151.5	39.126	107.5	44.031	187.5	226.9	2:01.889	
2	51.795	124.1	45.377	99.0	47.836	73.6	175.0	2:25.008		12	38.659	154.9	38.867	107.6	43.866	194.6	234.8	2:01.392	
3	40.208	155.4	42.064	94.6	46.568	185.6	220.4	2:08.840		13	38.006	151.3	38.655	115.0	43.813	191.5	226.9	2:00.474	
4	40.487	142.9	41.711	102.0	46.994	185.6	211.4	2:09.192		14	37.714	161.9	38.905	107.1	43.604	192.5	228.3	2:00.223	
5	40.730	146.7	43.134	106.1	47.780	183.7	216.0	2:11.644		15	38.514	148.4	40.450	109.5	43.881	190.5	226.9	2:02.845	
6	42.298	144.0	42.542	96.1	1:04.219	178.2	191.5	2:29.059		16	37.809	156.3	39.152	112.1	43.412	191.5	230.3	2:00.373	
7	1:03.985	61.2	51.633	92.3	53.089	92.5	120.5	2:48.707		17	38.561	144.6	41.094	110.5	44.058	192.5	230.3	2:03.713	
8	41.166	155.6	41.620	105.0	46.639	176.5	213.4	2:09.425		18	38.277	152.8	39.069	104.0	43.362	190.5	229.8	2:00.708	
9	41.498	146.7	41.903	94.6	Pit In	183.7	213.4	2:21.167		19	38.169	148.8	39.328	107.4	43.786	190.5	227.8	2:01.283	
10	Pit Out	151.5	39.662	109.1	45.074			4:12.974		20	38.298	146.3	39.051	108.1	44.303	190.5	225.0	2:01.652	

26 P. Abreu-Moore										Ginetta G50									
lap	Sect-1	Speed	Sect-2	Speed	Sect-3	Speed	TopSpeed	laptime	pit	lap	Sect-1	Speed	Sect-2	Speed	Sect-3	Speed	Topspeed	laptime	pit
1	1:47.580	35.9	53.881	80.8	1:37.550	39.9	48.6	4:35.547		11	37.558	165.4	38.085	103.4	44.714	191.5	231.3	2:00.357	
2	48.820	136.4	45.345	99.8	44.971	77.3	178.5	2:19.136		12	37.384	161.0	37.819	112.7	43.117	190.5	232.3	1:58.320	
3	38.685	148.4	40.024	105.5	44.637	192.5	235.3	2:03.346		13	37.714	169.0	53.954	108.9	44.626	189.5	229.3	2:16.294	
4	38.828	147.5	40.774	98.2	43.452	192.5	233.3	2:03.054		14	38.216	165.1	38.039	113.0	43.910	187.5	227.4	2:00.165	
5	38.152	145.4	42.527	95.8	48.416	197.8	237.9	2:09.095		15	37.925	175.9	38.210	106.8	43.653	192.5	232.8	1:59.788	
6	42.220	145.0	55.998	60.5	1:08.529	151.3	194.2	2:46.747		16	37.789	163.6	38.300	108.9	43.676	190.5	228.8	1:59.765	
7	1:02.353	70.5	47.230	105.9	Pit In	86.5	146.1	2:45.077		17	37.408	158.8	38.216	107.5	43.648	191.5	233.3	1:59.272	
8	Pit Out	142.1	40.665	98.5	44.623			4:10.358		18	38.188	167.7	38.371	99.8	44.102	190.5	230.3	2:00.661	
9	38.112	155.4	38.851	103.6	45.615	187.5	227.8	2:02.578		19	38.097	155.8	38.497	104.1	44.074	189.5	226.9	2:00.668	
10	37.857	156.3	37.834	109.5	43.188	189.5	231.8	1:58.879		20	38.469	174.5	39.021	106.0	44.044	190.5	226.4	2:01.534	

29 Alfonso Colomina										McLaren 570S GT4									
lap	Sect-1	Speed	Sect-2	Speed	Sect-3	Speed	TopSpeed	laptime	pit	lap	Sect-1	Speed	Sect-2	Speed	Sect-3	Speed	Topspeed	laptime	pit
1	1:47.049	33.2	53.140	93.4	1:42.421	47.8	42.9	4:32.795		11	36.758	179.7	38.059	114.6	43.258	195.7	237.9	1:58.075	
2	49.632	159.5	42.613	116.5	44.993	69.2	163.4	2:17.238		12	36.089	169.8	37.907	108.1	43.570	195.7	240.5	1:57.566	
3	37.507	155.4	39.347	114.8	44.081	194.6	242.2	2:00.935		13	36.471	184.3	37.515	115.3	42.703	195.7	239.5	1:56.689	
4	36.522	170.3	38.232	114.4	43.262	196.7	242.2	1:58.016		14	36.098	172.0	37.297	110.9	42.765	196.7	242.2	1:56.160	
5	36.404	171.4	42.226	97.7	50.420	197.8	241.6	2:09.050		15	35.977	185.2	37.112	117.0	42.849	197.8	242.2	1:55.938	
6	46.581	128.1	54.535	62.7	1:09.624	124.6	153.6	2:50.740		16	36.173	184.3	36.988	117.5	43.048	194.6	240.0	1:56.209	
7	1:03.553	82.1	47.419	103.9	Pit In	100.8	97.6	2:47.047		17	36.486	184.6	37.136	121.5	42.713	194.6	237.4	1:56.335	
8	Pit Out	166.4	38.375	116.0	43.858			4:05.984		18	36.169	174.5	37.538	120.4	43.595	198.9	244.3	1:57.302	
9	36.951	172.2	38.935	110.5	43.775	193.5	236.8	1:59.661		19	36.549	180.3	37.805	111.3	43.026	193.5	237.4	1:57.380	
10	36.935	173.4	38.715	106.6	43.729	196.7	241.6	1:59.379		20	36.616	180.0	37.558	107.5	43.385	197.8	242.2	1:57.559	





Algarve Welcome Spring

Autódromo Internacional do Algarve

CPV / IBERIAN SUPERCARS
Laps and Sector Times - Race 1

4 - 7 May 2023
Autodromo Internacional Algarve - 4652mtr.

33 Rui Miritta									Porsche 911 Cup										
lap	Sect-1	Speed	Sect-2	Speed	Sect-3	Speed	TopSpeed	laptime	pit	lap	Sect-1	Speed	Sect-2	Speed	Sect-3	Speed	Topspeed	laptime	pit
1	1:47.310	34.6	53.372	80.8	1:40.756	48.2	46.9	4:33.717		4	37.046	157.7	37.789	113.9	42.974	200.0	242.2	1:57.809	
2	48.904	159.1	40.604	112.7	43.751	72.3	175.6	2:13.259		5	36.675	164.9	37.951	120.9	47.206	202.2	246.0	2:01.832	
3	36.754	152.5	38.738	110.2	43.460	202.2	246.6	1:58.952		6	48.970	94.2	1:01.181	61.7	Pit In	165.9	154.5	3:04.168	

37 Mota-Pires									Ginetta G55 GT4										
lap	Sect-1	Speed	Sect-2	Speed	Sect-3	Speed	TopSpeed	laptime	pit	lap	Sect-1	Speed	Sect-2	Speed	Sect-3	Speed	Topspeed	laptime	pit
1		147.7	39.827	98.8	43.171			26:49.578		7	36.323	181.2	36.930	103.8	41.988	190.5	225.9	1:55.241	
2	37.632	176.2	37.252	107.4	43.516	192.5	227.8	1:58.400		8	36.350	171.4	36.511	107.7	43.011	191.5	228.8	1:55.872	
3	36.059	179.7	36.737	105.4	41.642	192.5	228.8	1:54.438		9	36.381	177.9	36.818	118.2	42.299	189.5	226.9	1:55.498	
4	35.706	183.4	36.466	108.1	41.781	194.6	229.8	1:53.953		10	36.615	177.3	37.115	108.8	42.554	192.5	229.8	1:56.284	
5	35.776	177.9	36.580	105.5	41.647	192.5	227.8	1:54.003		11	36.179	179.4	37.013	124.3	42.516	194.6	231.8	1:55.708	
6	40.890	175.9	37.062	102.4	42.222	192.5	229.3	2:00.174		12									

38 Calheiros-Macedo									Mercedes AMG GT4										
lap	Sect-1	Speed	Sect-2	Speed	Sect-3	Speed	TopSpeed	laptime	pit	lap	Sect-1	Speed	Sect-2	Speed	Sect-3	Speed	Topspeed	laptime	pit
1					1:45.427	51.1	47.5	4:24.350		11					42.989	197.8		1:56.537	
2					43.131	63.3	167.4	2:11.321		12					42.577	193.5		1:54.988	
3					42.620	202.2		1:57.321		13					42.374	203.4		1:55.056	
4					42.523	203.4		1:55.833		14					43.013	197.8		1:56.518	
5					45.626	201.1		1:59.038		15					43.208	196.7		1:56.063	
6					1:12.103	164.4	187.2	3:10.366		16					43.115	191.5		1:55.275	
7					46.491	110.8	79.6	2:37.227		17					44.671	195.7		1:58.684	
8					42.544	171.4		1:56.330		18					43.030	196.7		1:56.383	
9			Pit In		Pit In	195.7	238.4	2:01.925		19					43.038	192.5		1:55.693	
10	Pit Out				42.939			3:50.925		20					43.812	190.5		1:57.095	

40 Hormigos-Hernández									BMW M240i Racing										
lap	Sect-1	Speed	Sect-2	Speed	Sect-3	Speed	TopSpeed	laptime	pit	lap	Sect-1	Speed	Sect-2	Speed	Sect-3	Speed	Topspeed	laptime	pit
1	1:46.919	35.5	52.938	89.1	1:41.706	49.4	45.7	4:33.327		11	39.320	161.4	39.563	101.6	46.431	188.5	229.3	2:05.314	
2	50.340	147.3	42.174	106.3	45.058	72.1	167.2	2:17.572		12	39.404	160.0	40.007	96.8	46.305	188.5	231.3	2:05.716	
3	39.625	146.9	40.170	103.7	44.765	190.5	234.3	2:04.560		13	38.518	164.1	40.407	96.0	46.260	185.6	227.4	2:05.185	
4	40.474	149.2	39.864	96.7	44.613	189.5	231.3	2:04.951		14	38.649	163.9	39.608	104.5	45.223	186.5	227.8	2:03.480	
5	38.626	146.7	41.552	99.3	46.799	190.5	230.8	2:06.977		15	38.661	155.6	40.117	100.7	45.216	185.6	225.9	2:03.994	
6	41.891	128.0	56.644	64.4	1:08.148	173.9	207.7	2:46.683		16	38.601	175.9	39.491	107.2	44.991	187.5	227.4	2:03.083	
7	1:03.712	72.9	47.099	102.8	46.530	104.0	106.8	2:37.341		17	38.705	168.0	39.991	99.9	44.933	188.5	228.3	2:03.629	
8	38.255	161.0	39.542	99.5	Pit In	188.5	229.3	2:10.025		18	38.660	162.9	40.826	108.7	45.131	185.6	226.4	2:04.617	
9	Pit Out	148.8	40.522	102.0	46.744			4:02.795		19	38.936	153.0	39.830	100.6	46.023	187.5	228.8	2:04.789	
10	39.548	157.4	39.455	110.3	45.448	186.5	228.8	2:04.451		20	38.813	160.0	39.551	106.4	45.221	186.5	227.4	2:03.585	

55 Pires-Niskanen									Mercedes AMG GT4										
lap	Sect-1	Speed	Sect-2	Speed	Sect-3	Speed	TopSpeed	laptime	pit	lap	Sect-1	Speed	Sect-2	Speed	Sect-3	Speed	Topspeed	laptime	pit
1	1:38.609	56.9	57.482		1:48.875	52.2	62.6	4:24.966		12	35.050	172.2	36.231		41.487	201.1	240.5	1:52.768	
2	48.679	168.2	36.540		42.055	57.1	161.4	2:07.274		13	37.681	181.8	35.577		41.870	203.4	246.0	1:55.128	
3	36.020	164.4	37.808		41.960	200.0	241.1	1:55.788		14	35.116	176.5	35.821		41.367	200.0	239.5	1:52.304	
4	35.932	162.4	36.624		41.663	202.2	244.9	1:54.219		15	35.188	184.3	35.971		41.844	200.0	238.9	1:53.003	
5	36.020	164.9	36.359		48.780	202.2	246.0	2:01.159		16	35.372	177.9	35.690		41.472	197.8	237.4	1:52.534	





Algarve Welcome Spring

Autódromo Internacional do Algarve

CPV / IBERIAN SUPERCARS

Laps and Sector Times - Race 1

4 - 7 May 2023
Autodromo Internacional Algarve - 4652mtr.

6	56.589	84.0	1:03.090	1:12.774	149.4	143.8	3:12.453	17	35.189	187.2	35.912	41.469	198.9	240.0	1:52.570
7	1:06.592	86.7	46.538	Pit In	84.3	82.6	2:46.312	18	35.059	190.1	35.935	41.419	200.0	241.1	1:52.413
8	Pit Out	173.9	36.584	41.664			3:48.543	19	35.204	180.0	35.612	41.384	198.9	238.4	1:52.200
9	35.125	185.6	35.730	41.570	198.9	240.5	1:52.425	20	35.448	186.2	36.023	41.960	200.0	240.0	1:53.431
10	35.208	185.2	35.552	41.419	200.0	238.9	1:52.179	21	35.281	169.3	35.918	41.917	196.7	238.4	1:53.116
11	<u>35.050</u>	188.8	<u>35.386</u>	<u>41.329</u>	198.9	240.0	<u>1:51.765</u>	22							

57 Paulo Silva										Audi RS3 LMS TCR									
lap	Sect-1	Speed	Sect-2	Speed	Sect-3	Speed	TopSpeed	laptime	pit	lap	Sect-1	Speed	Sect-2	Speed	Sect-3	Speed	Topspeed	laptime	pit
1	1:47.775	36.4	54.485	81.7	1:38.457	48.6	49.1	4:34.608		11	39.168	168.2	<u>39.949</u>	108.4	46.633	189.5	229.3	2:05.750	
2	52.431	131.9	44.039	108.3	47.584	73.9	173.9	2:24.054		12	38.906	167.7	40.403	<u>120.7</u>	46.361	190.5	231.8	<u>2:05.670</u>	
3	39.931	156.7	40.208	116.4	46.312	188.5	228.8	2:06.451		13	<u>38.251</u>	<u>169.8</u>	40.647	106.0	46.872	<u>193.5</u>	<u>234.8</u>	2:05.770	
4	39.053	161.2	40.426	106.6	<u>46.227</u>	191.5	225.9	2:05.706		14	39.102	160.7	40.499	105.5	48.558	190.5	229.8	2:08.159	
5	38.364	158.6	42.208	95.7	48.078	191.5	230.8	2:08.650		15	40.044	161.7	40.558	113.3	47.153	189.5	229.8	2:07.755	
6	44.831	122.4	47.558	89.3	1:06.957	164.4	164.9	2:39.346		16	40.193	160.5	41.417	102.5	48.176	185.6	230.8	2:09.786	
7	1:03.438	64.3	52.206	94.7	53.726	87.6	121.3	2:49.370		17	39.169	147.5	41.270	104.9	47.967	185.6	232.3	2:08.406	
8	41.367	139.5	42.968	109.1	Pit In	170.6	213.9	2:24.471		18	42.062	153.4	43.147	107.1	Pit In	186.5	224.1	2:26.336	
9	Pit Out	162.7	41.335	87.7	47.045			3:42.056		19	Pit Out	153.2	43.509	100.2	49.905			3:01.470	
10	39.376	163.4	40.326	104.7	47.326	190.5	230.3	2:07.028		20									

58 Nabais-Nabais										Porsche Cayman GT4 Clubsport (981)									
lap	Sect-1	Speed	Sect-2	Speed	Sect-3	Speed	TopSpeed	laptime	pit	lap	Sect-1	Speed	Sect-2	Speed	Sect-3	Speed	Topspeed	laptime	pit
1	Pit Out	54.5	51.137	63.6	1:34.427			3:30.912		8	<u>37.443</u>	183.1	<u>37.916</u>	110.2	44.246	178.2	225.0	<u>1:59.605</u>	
2	46.756	175.9	41.849	94.0	44.896	72.1	188.2	2:13.501		9	37.507	160.5	38.002	105.8	Pit In	191.5	232.3	2:04.308	
3	39.278	145.4	40.317	89.9	44.251	192.5	<u>237.9</u>	2:03.846		10	Pit Out	169.3	55.830	103.3	46.454			4:12.883	
4	37.953	156.1	38.516	113.8	<u>43.754</u>	<u>193.5</u>	236.3	2:00.223		11	37.509	<u>191.5</u>	39.243	114.5	54.718	192.5	234.3	2:11.470	
5	38.781	169.8	40.131	92.6	49.605	188.5	232.8	2:08.517		12	38.006	179.7	39.101	<u>116.8</u>	51.841	192.5	235.8	2:08.948	
6	42.287	122.2	56.400	59.0	1:08.011	172.2	192.9	2:46.698		13	38.379	180.0	40.020	93.3	Pit In	192.5	234.3	2:22.615	
7	1:04.354	79.8	46.942	99.4	47.234	116.9	95.9	2:38.530		14									

59 Daniel Teixeira										Cupra TCR									
lap	Sect-1	Speed	Sect-2	Speed	Sect-3	Speed	TopSpeed	laptime	pit	lap	Sect-1	Speed	Sect-2	Speed	Sect-3	Speed	Topspeed	laptime	pit
1	1:44.695	47.9	55.348	82.1	1:44.028	50.8	52.9	4:31.662		11	37.568	159.1	37.801	99.3	42.648	197.8	233.3	1:58.017	
2	49.913	149.2	40.927	102.6	43.372	67.3	168.0	2:14.212		12	36.790	162.7	37.951	99.1	42.625	197.8	234.3	1:57.366	
3	37.325	150.2	38.683	102.3	42.865	196.7	235.8	1:58.873		13	<u>36.617</u>	<u>165.9</u>	37.661	101.8	42.719	<u>198.9</u>	234.8	<u>1:56.997</u>	
4	37.218	153.2	38.184	101.5	42.616	<u>198.9</u>	<u>236.8</u>	1:58.018		14	37.121	161.9	37.609	103.8	42.942	196.7	225.0	1:57.672	
5	37.222	165.1	39.888	100.8	48.321	197.8	233.8	2:05.431		15	37.388	161.7	37.776	106.0	43.142	192.5	229.8	1:58.306	
6	46.827	98.2	1:01.627	62.1	1:09.684	173.1	180.3	2:58.138		16	37.467	163.1	38.685	96.4	43.186	189.5	224.1	1:59.338	
7	1:04.284	75.0	46.352	91.7	Pit In	108.1	81.9	2:43.995		17	37.659	165.1	38.685	99.4	44.995	188.5	224.1	2:01.339	
8	Pit Out	162.4	38.031	104.2	43.648			4:03.310		18	38.248	150.6	39.135	95.7	45.238	187.5	211.8	2:02.621	
9	36.758	161.9	37.579	105.4	42.997	196.7	232.8	1:57.334		19	38.628	146.3	39.183	95.3	44.325	180.0	213.4	2:02.136	
10	37.501	159.5	<u>37.425</u>	<u>108.9</u>	<u>42.519</u>	196.7	233.3	1:57.445		20	38.758	153.4	39.504	99.9	44.722	181.8	213.9	2:02.984	

69 Fothergill-Bennett										Porsche 911 Cup									
lap	Sect-1	Speed	Sect-2	Speed	Sect-3	Speed	TopSpeed	laptime	pit	lap	Sect-1	Speed	Sect-2	Speed	Sect-3	Speed	Topspeed	laptime	pit
1	1:47.093	38.7	54.023	79.4	1:38.595	45.5	51.6	4:35.299		11	36.926	170.9	37.240	116.3	42.828	<u>203.4</u>	<u>244.9</u>	1:56.994	
2	49.293	147.3	41.621	111.7	44.957	75.2	181.5	2:15.871		12	36.433	174.5	37.368	110.3	<u>42.436</u>	201.1	242.7	1:56.237	





Algarve Welcome Spring

Autódromo Internacional do Algarve

CPV / IBERIAN SUPERCARS

Laps and Sector Times - Race 1

4 - 7 May 2023

Autodromo Internacional Algarve - 4652mtr.

3	38.178	165.4	39.107	117.9	44.822	197.8	242.2	2:02.107	13	36.243	172.2	36.984	115.1	42.930	203.4	243.8	1:56.157
4	37.820	176.2	38.815	109.8	45.120	196.7	242.2	2:01.755	14	36.125	172.5	36.894	125.7	43.088	202.2	240.5	1:56.107
5	38.728	169.5	40.315	105.0	49.164	192.5	237.4	2:08.207	15	36.203	172.2	36.787	119.6	42.689	201.1	242.2	1:55.679
6	42.327	137.4	54.868	68.7	1:09.270	173.9	201.1	2:46.465	16	36.699	171.7	36.940	118.7	43.578	200.0	240.5	1:57.217
7	1:03.709	80.8	47.449	114.4	Pit In	101.1	98.5	2:46.899	17	36.478	166.2	37.381	110.9	42.904	195.7	237.9	1:56.763
8	Pit Out	170.1	37.506	114.8	42.837			3:58.069	18	37.441	169.8	39.340	97.4	44.651	194.6	235.3	2:01.432
9	36.176	166.4	37.442	107.6	42.899	201.1	244.3	1:56.517	19	38.938	152.1	39.880	110.1	45.831	189.5	220.4	2:04.649
10	36.330	172.0	37.312	114.4	42.960	202.2	242.2	1:56.602	20	41.196	148.8	41.262	103.6	45.617	173.9	206.1	2:08.075

78 Fontes-Gomez										BMW M2 CS Racing									
lap	Sect-1	Speed	Sect-2	Speed	Sect-3	Speed	TopSpeed	laptime	pit	lap	Sect-1	Speed	Sect-2	Speed	Sect-3	Speed	Topspeed	laptime	pit
1	1:45.667	38.4	54.215	89.0	1:43.086	51.2	49.8	4:32.368		11	37.471	180.9	37.295	115.9	44.591	193.5	241.6	1:59.357	
2	48.683	158.4	39.779	112.6	44.589	67.7	167.4	2:13.051		12	37.298	181.8	37.779	110.9	44.318	198.9	243.8	1:59.395	
3	37.033	165.9	38.204	109.6	43.900	201.1	248.8	1:59.137		13	38.586	156.5	39.020	111.8	44.332	201.1	246.0	2:01.938	
4	36.994	169.8	37.496	110.8	43.524	201.1	246.6	1:58.014		14	37.193	186.2	37.725	116.1	44.323	200.0	244.3	1:59.241	
5	36.825	172.5	37.610	114.9	43.925	201.1	246.6	1:58.360		15	39.445	152.5	38.420	106.6	44.696	196.7	242.7	2:02.561	
6	50.487	76.9	1:02.419	78.1	Pit In	198.9	242.7	3:04.675		16	37.126	178.5	37.956	104.4	46.633	196.7	242.7	2:01.715	
7	Pit Out	139.7	41.559	106.8	46.888			3:57.857		17	37.465	175.6	38.123	107.1	44.593	197.8	245.5	2:00.181	
8	37.639	181.5	37.451	117.3	44.747	198.9	244.3	1:59.837		18	37.423	161.4	40.371	100.7	Pit In	198.9	244.9	2:11.865	
9	37.131	181.5	37.462	112.4	44.212	196.7	242.7	1:58.805		19	Pit Out	154.5	38.874	100.8	45.221			2:39.065	
10	38.244	179.4	37.723	105.5	45.660	192.5	240.5	2:01.627		20	37.800	174.5	38.245	108.2	45.235	197.8	242.2	2:01.280	

88 Manuel Vistas										McLaren 570S Trophy									
lap	Sect-1	Speed	Sect-2	Speed	Sect-3	Speed	TopSpeed	laptime	pit	lap	Sect-1	Speed	Sect-2	Speed	Sect-3	Speed	Topspeed	laptime	pit
1	Pit Out	51.1	51.636	72.4	1:36.605			3:38.417		11	37.939	174.8	38.517	110.5	45.380	198.9	249.4	2:01.836	
2	53.754	133.7	44.202	104.4	48.818	77.1	162.7	2:26.774		12	37.835	164.1	38.898	109.5	44.778	201.1	250.6	2:01.511	
3	39.795	143.0	42.466	100.6	48.503	200.0	234.8	2:10.764		13	38.483	157.2	38.646	118.4	44.778	202.2	242.2	2:01.907	
4	40.213	145.4	42.953	79.6	49.486	192.5	231.8	2:12.652		14	37.316	164.4	38.992	109.4	46.746	200.0	250.0	2:03.054	
5	40.955	133.0	43.896	95.5	50.902	191.5	228.3	2:15.753		15	38.185	169.5	38.243	111.9	44.677	195.7	249.4	2:01.105	
6	43.596	139.5	43.420	78.9	53.466	162.9	184.3	2:20.482		16	36.890	173.6	38.221	114.0	44.789	200.0	250.0	1:59.900	
7	1:02.522	61.8	53.197	89.2	Pit In	121.6	96.9	3:02.331		17	37.618	171.4	39.909	109.4	44.549	202.2	250.0	2:02.076	
8	Pit Out	156.1	39.005	111.5	45.132			4:10.090		18	37.074	168.5	38.580	109.9	45.827	200.0	250.6	2:01.481	
9	37.872	157.7	38.820	110.8	45.115	198.9	247.7	2:01.807		19	37.871	168.5	38.043	113.0	45.887	197.8	248.8	2:01.801	
10	37.876	163.6	38.137	107.9	44.588	201.1	250.0	2:00.601		20	38.717	170.3	39.300	112.4	47.498	194.6	249.4	2:05.515	

101 Machado-Pinto Coelho										Ginetta G40									
lap	Sect-1	Speed	Sect-2	Speed	Sect-3	Speed	TopSpeed	laptime	pit	lap	Sect-1	Speed	Sect-2	Speed	Sect-3	Speed	Topspeed	laptime	pit
1	Pit Out	58.2	52.371	84.9	1:31.223			3:28.954		11	41.035	143.0	41.662	102.6	46.378	172.2	204.5	2:09.075	
2	52.432	122.2	44.911	96.3	48.578	78.6	162.4	2:25.921		12	42.535	154.5	41.637	106.4	45.930	176.5	207.3	2:10.102	
3	42.516	133.0	43.111	101.2	47.879	169.0	203.4	2:13.506		13	40.213	159.3	40.760	107.7	45.781	173.1	204.5	2:06.754	
4	41.307	134.2	42.539	102.3	47.239	170.6	203.8	2:11.085		14	40.177	158.1	40.970	107.5	46.166	172.2	202.6	2:07.313	
5	41.991	130.1	44.361	94.7	48.657	172.2	205.7	2:15.009		15	40.643	150.4	41.006	105.5	46.122	169.8	200.0	2:07.771	
6	43.883	142.1	42.999	95.7	54.725	167.4	193.9	2:21.607		16	40.670	153.0	41.460	104.9	46.875	169.8	201.5	2:09.005	
7	1:01.547	89.2	52.446	87.2	Pit In	104.3	106.8	3:03.136		17	41.808	155.8	40.683	107.9	46.338	172.2	204.2	2:08.829	
8	Pit Out	134.8	42.549	99.0	48.203			4:05.056		18	41.004	154.5	41.713	99.7	48.090	171.4	201.5	2:10.807	
9	41.200	150.4	41.354	106.0	46.069	167.4	200.4	2:08.623		19	40.596	150.0	41.192	103.6	46.487	169.8	202.2	2:08.275	
10	40.335	147.3	41.270	101.1	46.460	173.1	204.2	2:08.065		20									



Algarve Welcome Spring

Autódromo Internacional do Algarve

CPV / IBERIAN SUPERCARS
Laps and Sector Times - Race 1


4 - 7 May 2023
Autodromo Internacional Algarve - 4652mtr.

102 Camelo-Caçoilo										Ginetta G40									
lap	Sect-1	Speed	Sect-2	Speed	Sect-3	Speed	TopSpeed	laptime	pit	lap	Sect-1	Speed	Sect-2	Speed	Sect-3	Speed	Topspeed	laptime	pit
1	Pit Out	56.7	52.178	80.4	1:32.369			3:29.801		11	41.758	147.9	41.515	118.9	46.779	168.2	200.4	2:10.052	
2	52.616	124.9	44.398	98.8	49.112	80.5	162.7	2:26.126		12	42.560	154.9	42.348	104.0	46.261	170.6	201.9	2:11.169	
3	42.542	131.7	42.777	105.3	47.735	166.7	201.5	2:13.054		13	<u>40.376</u>	<u>157.4</u>	41.105	118.6	47.797	<u>172.2</u>	203.8	2:09.278	
4	41.514	129.0	42.436	111.5	47.583	169.0	200.4	2:11.533		14	40.507	152.1	41.402	107.1	46.872	169.8	201.9	2:08.781	
5	43.553	134.2	44.254	94.2	47.928	168.2	200.0	2:15.735		15	42.169	154.1	42.581	105.7	46.543	165.1	198.5	2:11.293	
6	41.810	140.6	42.982	100.2	54.989	171.4	203.8	2:19.781		16	40.743	151.0	41.480	111.9	46.659	167.4	201.9	2:08.882	
7	1:02.557	93.3	52.242	85.3	Pit In	90.0	105.8	3:02.320		17	40.413	154.3	41.278	111.5	47.086	169.8	202.2	2:08.777	
8	Pit Out	149.6	42.647	106.8	46.263			4:02.757		18	40.506	151.5	41.261	108.8	46.366	169.0	203.8	<u>2:08.133</u>	
9	40.884	145.7	42.195	106.8	46.645	168.2	200.4	2:09.724		19	41.348	154.3	<u>41.102</u>	108.1	<u>46.227</u>	170.6	<u>204.2</u>	2:08.677	
10	41.657	154.7	42.510	103.0	46.358	169.8	201.1	2:10.525		20									

103 Cruz-Monteiro										Ginetta G40									
lap	Sect-1	Speed	Sect-2	Speed	Sect-3	Speed	TopSpeed	laptime	pit	lap	Sect-1	Speed	Sect-2	Speed	Sect-3	Speed	Topspeed	laptime	pit
1	Pit Out	52.3	51.347	75.8	1:31.005			3:27.734		11	40.419	145.7	40.819	112.3	46.161	167.4	196.4	<u>2:07.399</u>	
2	52.978	115.8	44.706	105.2	47.938	84.1	162.4	2:25.622		12	41.918	148.4	<u>40.543</u>	115.6	46.192	169.0	198.5	2:08.653	
3	41.695	147.7	41.144	110.2	<u>46.027</u>	<u>171.4</u>	<u>203.4</u>	2:08.866		13	<u>40.198</u>	<u>160.5</u>	41.935	102.0	46.387	170.6	200.0	2:08.520	
4	40.295	148.1	41.125	110.3	46.134	170.6	200.7	2:07.554		14	40.198	152.8	41.539	112.6	46.473	169.0	197.8	2:08.210	
5	40.560	142.7	42.134	112.1	47.300	169.0	197.8	2:09.994		15	41.194	154.5	41.114	115.9	47.702	165.1	194.6	2:10.010	
6	42.778	138.6	42.420	111.1	1:03.060	165.9	195.7	2:28.258		16	40.825	153.6	40.889	112.9	47.106	162.9	194.2	2:08.820	
7	1:03.663	62.7	51.372	92.4	53.598	92.3	108.5	2:48.633		17	41.308	145.2	41.067	116.9	46.988	153.8	188.2	2:09.363	
8	41.532	145.7	41.896	108.3	48.278	157.2	192.2	2:11.706		18	41.238	157.2	41.411	115.6	47.539	155.2	189.1	2:10.188	
9	41.216	151.9	41.480	<u>117.8</u>	Pit In	165.1	194.2	2:16.331		19	41.532	150.4	41.210	113.3	47.605	155.8	188.5	2:10.347	
10	Pit Out	152.5	40.696	114.5	46.399			4:07.662		20									

115 Muñoz-Simó										Mercedes AMG GT4									
lap	Sect-1	Speed	Sect-2	Speed	Sect-3	Speed	TopSpeed	laptime	pit	lap	Sect-1	Speed	Sect-2	Speed	Sect-3	Speed	Topspeed	laptime	pit
1	1:41.736	57.7	56.217	71.0	1:46.856	52.7	48.9	4:29.605		11	35.295	182.4	35.724	122.0	41.608	201.1	241.1	1:52.627	
2	49.292	165.6	38.102	121.6	42.485	60.6	164.1	2:09.879		12	35.193	187.2	35.689	123.3	41.493	201.1	242.2	1:52.375	
3	36.072	169.0	37.186	118.9	42.028	197.8	240.5	1:55.286		13	36.373	175.3	36.074	<u>127.8</u>	<u>41.290</u>	<u>203.4</u>	<u>242.7</u>	1:53.737	
4	35.691	176.2	36.769	122.4	41.784	200.0	241.6	1:54.244		14	<u>35.188</u>	<u>189.5</u>	35.646	123.1	41.397	202.2	241.1	<u>1:52.231</u>	
5	35.688	174.2	36.201	125.0	46.491	200.0	241.1	1:58.380		15	35.203	183.4	35.761	127.7	42.949	201.1	241.1	1:53.913	
6	57.022	85.6	1:03.062	76.3	1:12.159	157.2	141.7	3:12.243		16	36.082	181.8	35.721	124.3	41.776	195.7	237.9	1:53.579	
7	1:06.978	83.9	46.697	95.2	Pit In	83.5	79.1	2:46.941		17	40.397	119.7	43.514	108.7	51.497	197.8	240.0	2:15.408	
8	Pit Out	182.4	36.694	123.1	41.409			3:49.763		18	46.314	122.2	47.521	101.0	46.987	158.6	188.5	2:20.822	
9	35.309	187.2	35.983	116.6	41.409	202.2	241.6	1:52.701		19	40.299	143.4	40.485	106.2	45.785	180.0	215.6	2:06.569	
10	35.486	180.6	<u>35.505</u>	125.6	41.332	201.1	241.1	1:52.323		20	39.541	141.4	39.227	112.7	45.422	185.6	214.7	2:04.190	

116 Aso Arjol-Vannelet										Mercedes AMG GT4									
lap	Sect-1	Speed	Sect-2	Speed	Sect-3	Speed	TopSpeed	laptime	pit	lap	Sect-1	Speed	Sect-2	Speed	Sect-3	Speed	Topspeed	laptime	pit
1	1:39.320	54.0	57.035	81.3	1:48.630	53.0	60.0	4:28.941		12	35.743	184.0	36.314	113.3	42.037	198.9	236.8	1:54.094	
2	51.792	166.9	38.568	117.5	42.220	58.6	162.2	2:12.580		13	<u>35.492</u>	<u>191.2</u>	36.241	111.2	41.895	198.9	240.0	<u>1:53.628</u>	
3	36.133	174.2	36.765	115.8	41.950	196.7	241.6	1:54.848		14	35.852	190.8	36.480	111.3	41.759	200.0	242.2	1:54.091	
4	35.987	168.0	36.365	119.7	<u>41.652</u>	198.9	241.1	1:54.004		15	35.655	178.2	36.775	116.8	42.137	198.9	239.5	1:54.567	
5	35.604	169.0	<u>36.129</u>	<u>124.1</u>	46.142	200.0	241.1	1:57.875		16	35.699	185.2	36.609	108.4	42.018	197.8	238.4	1:54.326	



Algarve Welcome Spring

Autódromo Internacional do Algarve

CPV / IBERIAN SUPERCARS Laps and Sector Times - Race 1

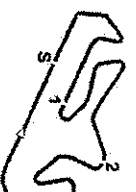
4 - 7 May 2023

Autodromo Internacional Algarve - 4652mtr.

6	56.946	91.8	1:03.221	73.5	1:12.891	153.2	145.9	3:13.058	17	36.053	176.8	36.419	112.5	41.806	198.9	240.0	1:54.278
7	1:06.651	75.3	46.034	80.4	Pit In	76.9	79.5	2:45.852	18	35.695	185.2	36.940	115.5	42.227	201.1	242.2	1:54.862
8	Pit Out	179.7	36.978	110.5	42.077			3:55.828	19	35.712	183.4	36.430	116.5	42.208	198.9	239.5	1:54.350
9	35.742	188.5	36.567	107.4	41.846	197.8	237.9	1:54.155	20	36.560	156.5	36.701	112.9	42.093	200.0	241.1	1:55.354
10	35.564	184.6	36.316	110.2	42.230	198.9	240.0	1:54.110	21	35.736	179.4	36.916	102.6	42.884	200.0	240.5	1:55.536
11	35.696	183.1	36.512	108.7	41.825	198.9	238.9	1:54.033	22								

580 Sousa-Silva										Cupra TCR									
lap	Sect-1	Speed	Sect-2	Speed	Sect-3	Speed	TopSpeed	laptime	pit	lap	Sect-1	Speed	Sect-2	Speed	Sect-3	Speed	TopSpeed	laptime	pit
1	1:47.761	33.0	53.895	80.2	1:39.665	49.2	50.6	4:34.261		11	Pit Out	147.9	39.168	102.9	45.153				4:01.905
2	51.902	141.9	43.922	97.5	45.489	72.1	162.9	2:21.313		12	39.182	150.6	39.211	91.5	45.630	186.5	225.5	2:04.023	
3	39.006	145.6	40.092	110.4	46.452	188.5	230.3	2:05.550		13	39.339	152.8	40.312	101.9	44.979	182.7	221.8	2:04.630	
4	38.754	150.2	40.172	104.5	45.839	186.5	226.9	2:04.765		14	38.563	165.6	38.671	104.7	45.534	183.7	222.7	2:02.768	
5	39.391	154.9	42.284	104.9	50.898	186.5	223.6	2:12.573		15	38.189	159.5	38.497	100.1	44.584	186.5	226.9	2:01.270	
6	45.226	126.0	46.844	90.0	1:07.283	154.5	164.9	2:39.353		16	37.927	159.1	38.674	102.9	44.655	187.5	226.9	2:01.256	
7	1:03.070	74.1	52.442	97.9	53.741	89.8	118.7	2:49.253		17	38.395	167.2	38.528	110.2	44.399	185.6	223.6	2:01.322	
8	39.769	151.7	40.448	104.1	45.607	173.1	211.8	2:05.824		18	38.838	160.2	38.146	107.7	45.105	185.6	225.9	2:02.089	
9	39.283	161.2	40.251	97.8	45.910	183.7	220.9	2:05.444		19	37.841	166.4	38.942	94.2	47.055	185.6	225.5	2:03.838	
10	38.975	161.0	40.136	97.6	Pit In	184.6	223.1	2:15.071		20	40.148	152.3	38.701	106.2	44.641	179.1	209.7	2:03.490	





CPV / IBERIAN SUPERCARS - Race 1

Algarve Welcome Spring

Autódromo Internacional do Algarve

4 - 7 May 2023
Autódromo Internacional Algarve - 4652mtr.

Pos	No	Name	Lap	1	2	3	4	5	6	7	8	9	10	11	12	13	14	15	16	17	18	19	20	21
1	5	Pires-Abreu		55	55	8	8	8	55	16	38	38	580	5	5	5	5	5	5	5	5	5	5	5
2	8	Cunha-Rodrigues		116	8	55	55	115	38	16	58	5	8	8	8	8	8	8	8	8	8	8	8	8
3	55	Pires-Niskanen		8	115	115	115	8	55	58	580	8	78	78	55	55	55	55	55	55	55	55	55	55
4	16	Batista-Azevedo		115	16	116	116	116	115	40	103	78	9	55	115	115	115	115	16	16	16	16	16	16
5	116	Aso Aqol-Vannelet		18	18	18	18	18	116	580	25	9	55	115	78	78	16	16	116	116	116	116	116	116
6	12	Zemalits-Geppert		24	116	16	5	5	16	58	25	5	18	115	9	9	116	116	115	12	12	12	12	12
7	9	João Vieira		38	38	5	16	16	38	59	103	18	55	16	16	16	9	9	9	38	38	38	9	9
8	38	Cathellos-Macedo		16	5	38	38	38	78	40	57	8	115	116	116	116	78	38	12	9	9	9	9	9
9	115	Muñoz-Simó		59	78	78	78	78	59	12	5	78	16	38	38	38	38	12	38	115	115	115	115	115
10	29	Alfonso Colomina		12	59	59	59	33	12	29	18	9	38	12	12	12	12	12	78	78	69	29	29	29
11	007	Ramos-Saeres		78	33	33	33	59	5	69	8	55	116	69	69	69	69	69	69	69	29	007	007	007
12	69	Fothergill-Bennett		29	12	12	12	12	29	007	78	115	12	59	59	59	59	59	59	007	29	007	69	69
13	59	Daniel Teixeira		40	29	29	29	29	69	26	9	16	007	007	007	007	007	007	59	007	59	007	59	59
14	18	Gião-Vieira		33	40	69	69	69	33	580	55	116	69	29	29	29	29	29	29	29	59	18	18	18
15	78	Fontes-Gomez		580	69	40	007	007	007	57	115	12	59	40	26	40	18	18	18	18	78	78	78	78
16	26	P. Abreu-Moore		57	58	58	58	58	58	25	116	007	29	26	40	18	40	26	26	26	26	26	26	26
17	40	Horrillos-Hernández		69	007	007	40	9	40	103	007	59	58	58	26	40	40	40	40	40	40	40	40	40
18	88	Manuel Vistas		26	26	26	9	40	9	88	12	69	40	57	18	57	88	88	88	88	88	88	88	88
19	580	Sousa-Silva		25	580	9	26	26	102	59	29	26	580	57	88	580	580	580	580	580	580	580	580	580
20	25	Kirton-Elsworth		88	9	580	580	580	101	69	40	57	18	580	580	57	57	25	25	25	25	25	25	25
21	103	Cruz-Monteiro		9	57	57	57	57	57	18	29	57	88	88	88	88	25	25	57	57	103	103	103	103
22	101	Machado-Pinto Coelho		5	25	25	25	25	25	5	26	26	103	103	25	25	103	103	103	103	103	103	103	103
23	102	Carmelo-Cacillo		007	88	88	103	103	103	8	102	88	102	25	103	103	101	101	101	101	102	102	102	102
24	57	Paulo Silva		58	102	103	88	88	88	78	88	102	25	102	101	101	101	101	101	101	102	57	57	57
25	58	Nabais-Nabais		102	101	102	102	101	102	9	101	101	101	101	102	102	102	102	102	102	102	102	102	102
26	37	Mota-Pires		101	103	101	101	102	101	37	37	37	37	37	37	37	37	37	37	37	37	37	37	37
27	33	Rui Mirrita		103	37	37	37	37	37	37	37	37	37	37	37	37	37	37	37	37	37	37	37	37

Fastest time : 1:51.765 in lap 11 by nbr. 55 : Pires-Niskanen (Mercedes AMG GT4)

Timekeeping by :

Results: <https://liveliming.raceresults.nu/autodromodoalgarve>





CPV / IBERIAN SUPERCARS - Race 1

Algarve Welcome Spring

Autódromo Internacional do Algarve

4 - 7 May 2023
Autódromo Internacional Algarve - 4652mtr.

Pos	No	Name	Lap	1	2	3	4	5	6	7	8	9	10	11	12	13	14	15	16	17	18	19	20	21
28	24	Carvalho-Batista		37																				

Fastest time : 1:51.765 in lap 11 by nbr. 55 : Pires-Niskanen (Mercedes AMG GT4)

Timekeeping by :

Results: <https://liveliming.raceresults.nu/autodromodoalgarve>



Algarve Wel

Autódromo Intern

Heat name : CPV / IBERIAN SUI
Heat Date : 07 May 2023
Track name : Autodromo Interna

Participants Started : 28
Participants Finished : 24
Participants Not Finished : 4

Green flag at : 11:09:16
Finish flag waved at : 11:55:21
Total time under Green : 46:05
Number of cautions : 1
Number of code-60's : 0

Cautions/Code-60 history during the heat

#	Start time	End time	Duration	Comment
1	11:09:16	729	46:05.199	
2	11:20:52	11:27:35	6:43	RC.

Summary of winners per class

Algarve Wel

Autódromo Intern

Best Lap time history during the Heat

#	Nbr	lap time	in lap	Name
9	116	1:54.004	4	Aso Arjol-Vannelet
10	18	1:53.151	4	Gião-Vieira
11	5	1:52.322	8	Pires-Abreu
12	5	1:52.008	9	Pires-Abreu
13	55	1:51.765	11	Pires-Niskanen

Summary of best laptimes per class

Nbr	Name / Team name	Car
69	Fothergill-Bennett	Porsche 911 Cup
115	Muñoz-Simó	Mercedes AMG GT4
55	Pires-Niskanen	Mercedes AMG GT4
007	Ramos-Soares	Aston Martin Vantage
78	Fontes-Gomez	BMW M2 CS Racing
40	Hormigos-Hernández	BMW M240i Racing
59	Daniel Teixeira	Cupra TCR

Summary of number of laps in the lead

#	Nbr	Name	Car
1	5	Pires-Abreu	BMW M4 GT4