



Algarve Welcome Spring

Autódromo Internacional do Algarve

CPV / IBERIAN SUPERCARS Provisional Result Qualifying 1

4 - 7 May 2023

Autodromo Internacional Algarve - 4652mtr.

Pos	Nbr	Name / Entrant	Car	Cls	PIC	Fastest	In	Gap	Diff	Laps	Km/h
1	5	Pires-Abreu Speedy Motorsport	BMW M4 GT4	GT4	PRC 1	1:51.987	6			7	149.57
2	55	Pires-Niskanen Lema Racing	Mercedes AMG GT4	GT4	PRC 2	1:52.738	7	0.751	0.751	7	148.58
3	116	Aso Arjol-Vannelet NM Racing Team	Mercedes AMG GT4	GT4	PRC 3	1:52.829	3	0.842	0.091	7	148.46
4	8	Cunha-Rodrigues Veloso Motorsport	Audi R8 LMS GT4	T4	Bron: 1	1:52.864	3	0.877	0.035	6	148.41
5	18	Gião-Vieira Racar Motorsport	Mercedes AMG GT4	GT4	PRC 4	1:53.762	6	1.775	0.898	7	147.24
6	115	Muñoz-Simó NM Racing Team	Mercedes AMG GT4	T4	Bron: 2	1:53.865	7	1.878	0.103	7	147.11
7	37	Mota-Pires Fábio Mota	Ginetta G55 GT4	GT4	PRC 5	1:54.070	5	2.083	0.205	5	146.84
8	24	Carvalho-Batista Araujo Competição	McLaren 570S GT4	T4	Bron: 3	1:55.404	4	3.417	1.334	4	145.15
9	38	Calheiros-Macedo Lema Racing	Mercedez AMG GT4	T4	Bron: 4	1:55.434	6	3.447	0.030	6	145.11
10	16	Batina-Azevedo Orlando Batina	BMW M4 GT4 F82	GT4	PRC 6	1:55.820	4	3.833	0.386	7	144.62
11	59	Daniel Teixeira JT59 Racing Team	Cupra TCR	TCR	1	1:56.053	3	4.066	0.233	5	144.33
12	12	Zemaitis-Geppert SMC Motorsport	McLaren 570S GT4	GT4	PRC 7	1:56.087	4	4.100	0.034	5	144.29
13	007	Ramos-Soares Araujo Competição	Aston Martin Vantage GT4	GTX	1	1:57.761	4	5.774	1.674	4	142.24
14	78	Fontes-Gomez Álvaro Fontes	BMW M2 CS Racing	M2	1	1:58.531	4	6.544	0.770	4	141.32
15	29	Alfonso Colomina SMC Motorsport	McLaren 570S GT4	T4	Bron: 5	1:58.868	6	6.881	0.337	6	140.92
16	58	Nabais-Nabais Speedy Motorsport	Porsche Cayman GT4 Clubsport (†)	GTX	2	1:58.905	3	6.918	0.037	4	140.87
17	9	João Vieira João Vieira	Porsche 911 Cup	Cup	1	2:00.133	5	8.146	1.228	5	139.43
18	40	Hormigos-Hernández Borja Hormigos	BMW M240i Racing	TC	1	2:00.464	7	8.477	0.331	7	139.05
19	33	Rui Miritta Rui Miritta	Porsche 911 Cup	Cup	2	2:01.358	2	9.371	0.894	3	138.02
20	580	Sousa-Silva Manuel Sousa	Cupra TCR	TCR	2	2:04.931	6	12.944	3.573	6	134.08
21	57	Paulo Silva Paulo Silva	Audi RS3 LMS TCR	TCR	3	2:05.186	6	13.199	0.255	6	133.80

Fastest time : 1:51.987 in lap 6 by nbr. 5 : Pires-Abreu (BMW M4 GT4)

Publication-time

Results: <https://livetiming.raceresults.nu/autodromodoalgarve>

Timekeeping by :

12:28

Timekeeper

Miguel C. Calado Glória

12h20

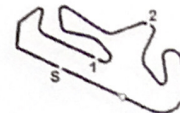
Cleck of the Course

Stewards

Page 1 of 2

Results remain provisional pending technical examination and decisions from the stewards of the meeting





Algarve Welcome Spring

Autódromo Internacional do Algarve

CPV / IBERIAN SUPERCARS Provisional Result Qualifying 1

4 - 7 May 2023

Autodromo Internacional Algarve - 4652mtr.

Pos	Nbr	Name / Entrant	Car	Cls	PIC	Fastest	In	Gap	Diff	Laps	Km/h
22	88	Vistas- Araujo Competição	McLaren 570S Trophy	GTX	3	2:06.179	4	14.192	0.993	4	132.75
23	103	Cruz-Monteiro Anibal Cruz	Ginetta G40	TC	2	2:07.182	6	15.195	1.003	6	131.70
24	101	Machado-Pinto Coelho Mariana Machado	Ginetta G40	TC	3	2:07.186	4	15.199	0.004	4	131.70
25	69	Fothergill-Bennett Tockwith Motorsports	Porsche 911 Cup	Cup	3	2:09.577	3	17.590	2.391	4	129.27
26	26	P. Abreu-Moore Tomás P. Abreu	Ginetta G50	GTX	4	2:10.366	2	18.379	0.789	4	128.49
27	25	Kirton-Elsworth Steve Kirton	Ginetta G50	GTX	5	2:11.912	3	19.925	1.546	4	126.98
28	102	Camelo-Caçoilo Adellino Camelo	Ginetta G40	TC	4	2:12.525	4	20.538	0.613	6	126.39

Fastest time : 1:51.987 in lap 6 by nbr. 5 : Pires-Abreu (BMW M4 GT4)


Publication-time

Results: <https://livetiming.raceresults.nu/autodromodoalgarve>

Timekeeping by :

12:28

Timekeeper



Miguel C. Calado Glória

12h20

2:07.177

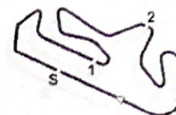
Cleck of the Course

Stewards

Page 2 of 2

Results remain provisional pending technical examination and decisions from the stewards of the meeting





Algarve Welcome Spring

Autódromo Internacional do Algarve

CPV / IBERIAN SUPERCARS
Sector analyse - Qualifying 1

4 - 7 May 2023

Autodromo Internacional Algarve - 4652mtr.

Pos	Nbr	Name / Team name	Sector 1			Sector 2			Sector 3			theoretical best	Actual best	In
			time	Lap	pos	time	Lap	pos	time	Lap	pos			
1	5	Pires-Abreu	35.011	7	1	35.668	7	1	40.983	6	1	1:51.662	1:51.987	6
2	55	Pires-Niskanen	35.379	7	3	35.986	7	4	41.301	6	3	1:52.666	1:52.738	7
3	116	Aso Arjol-Vannelet	35.503	3	4	36.061	3	5	41.248	4	2	1:52.812	1:52.829	3
4	8	Cunha-Rodrigues	35.287	6	2	35.881	5	3	41.565	5	6	1:52.733	1:52.864	3
5	18	Gião-Vieira	35.559	4	5	35.879	7	2	41.820	6	8	1:53.258	1:53.762	6
6	115	Muñoz-Simó	35.566	7	6	36.545	6	8	41.408	7	4	1:53.519	1:53.865	7
7	37	Mota-Pires	35.880	5	7	36.509	5	7	41.477	4	5	1:53.866	1:54.070	5
8	24	Carvalho-Batista	36.385	4	11	36.577	5	9	42.127	3	9	1:55.089	1:55.404	4
9	38	Calheiros-Macedo	36.196	4	10	36.717	6	10	42.327	6	11	1:55.240	1:55.434	6
10	16	Batina-Azevedo	35.984	5	8	36.304	7	6	42.168	4	10	1:54.456	1:55.820	4
11	59	Daniel Teixeira	36.465	3	13	37.804	3	15	41.784	3	7	1:56.053	1:56.053	3
12	12	Zemaitis-Geppert	36.009	5	9	37.123	4	11	42.666	4	12	1:55.798	1:56.087	4
13	007	Ramos-Soares	36.386	4	12	37.539	4	13	43.409	4	14	1:57.334	1:57.761	4
14	78	Fontes-Gomez	37.001	5	16	37.529	5	12	43.699	4	17	1:58.229	1:58.531	4
15	29	Alfonso Colomina	36.918	6	15	38.453	6	17	43.497	6	16	1:58.868	1:58.868	6
16	58	Nabais-Nabais	37.179	3	17	37.912	3	16	43.814	3	18	1:58.905	1:58.905	3
17	9	João Vieira	38.098	5	19	38.577	5	18	43.458	5	15	2:00.133	2:00.133	5
18	40	Hormigos-Hernández	37.715	7	18	38.636	6	19	43.851	7	19	2:00.202	2:00.464	7
19	33	Rui Miritta	36.791	3	14	37.730	3	14	43.390	2	13	1:57.911	2:01.358	2
20	580	Sousa-Silva	39.077	6	22	40.205	6	20	45.649	6	22	2:04.931	2:04.931	6
21	57	Paulo Silva	39.171	6	23	40.346	6	22	45.669	6	23	2:05.186	2:05.186	6
22	88	Vistas-	38.292	4	20	40.297	5	21	46.768	4	26	2:05.357	2:06.179	4
23	103	Cruz-Monteiro	40.746	6	26	40.811	6	23	45.625	6	21	2:07.182	2:07.182	6
24	101	Machado-Pinto Coelho	40.081	5	25	40.961	4	24	45.895	4	24	2:06.937	2:07.186	4
25	69	Fothergill-Bennett	38.559	3	21	41.789	2	25	46.600	2	25	2:06.948	2:09.577	3
26	26	P. Abreu-Moore	39.665	4	24	42.259	2	27	45.562	2	20	2:07.486	2:10.366	2
27	25	Kirton-Elsworth	41.284	3	27	42.717	3	28	47.911	3	28	2:11.912	2:11.912	3
28	102	Camelo-Caçollo	42.220	4	28	42.160	5	26	46.808	6	27	2:11.188	2:12.525	4



Algarve Welcome Spring

Autódromo Internacional do Algarve

CPV / IBERIAN SUPERCARS

Laptimes - Qualifying 1

4 - 7 May 2023

Autodromo Internacional Algarve - 4652mtr.

Nbr	Name	Laps	lap	Lap ..1	Lap ..2	Lap ..3	Lap ..4	Lap ..5	Lap ..6	Lap ..7	Lap ..8	Lap ..9	Lap ..0
116	Aso Arjol-Vannelet	7	1 - 10	2:24.706	2:05.911	1:52.829	1:53.190	1:53.324	13:50.225	2:05.300			
5	Pires-Abreu	7	1 - 10	2:25.180	2:21.121	1:53.351	2:10.043	13:36.867	1:51.987	1:52.817			
18	Gião-Vieira	7	1 - 10	2:15.151	2:08.048	3:06.330	1:54.203	13:40.610	1:53.762	4:63-460			
55	Pires-Niskanen	7	1 - 10	2:13.130	1:55.403	1:54.651	2:04.131	13:44.726	1:53.114	1:52.738			
16	Batina-Azevedo	7	1 - 10	2:32.104	2:10.615	1:56.681	1:55.820	15:04.596	1:57.073	2:06.571			
115	Muñoz-Simó	7	1 - 10	2:35.464	2:23.120	2:01.463	1:56.299	13:55.813	1:54.435	1:53.865			
40	Hormigos-Hernández	7	1 - 10	2:34.031	2:11.574	2:02.962	2:08.644	13:53.654	2:01.220	2:00.464			
38	Calheiros-Macedo	6	1 - 10	2:16.111	2:02.416	1:56.656	1:57.535	13:45.662	1:55.434				
29	Alfonso Colomina	6	1 - 10	2:20.970	2:18.677	2:14.891	2:00.883	14:47.942	1:58.868				
57	Paulo Silva	6	1 - 10	2:34.089	2:20.519	2:41.151	2:09.256	13:59.283	2:05.186				
580	Sousa-Silva	6	1 - 10	2:32.939	2:23.172	2:14.961	2:11.455	14:20.931	2:04.931				
103	Cruz-Monteiro	6	1 - 10	2:33.612	2:16.295	2:22.486	2:11.254	14:29.973	2:07.182				
102	Camelo-Caçoilo	6	1 - 10	2:35.483	2:20.417	2:15.638	2:12.525	14:34.437	2:18.098				
8	Cunha-Rodrigues	6	1 - 10	2:00.999	1:56.664	1:52.864	15:05.992	1:52.065	2:13.966				
59	Daniel Teixeira	5	1 - 10	2:37.297	2:12.509	1:56.053	2:20.061	15:20.414					
12	Zemaitis-Geppert	5	1 - 10	2:33.854	2:22.558	2:02.042	1:56.087	17:10.075					
37	Mota-Pires	5	1 - 10	2:15.549	2:11.469	4:07.298	15:21.619	1:54.070					
9	João Vieira	5	1 - 10	2:37.328	2:12.558	2:18.992	16:47.316	2:00.133					
007	Ramos-Soares	4	1 - 10	2:24.959	2:02.878	1:58.482	1:57.761						
24	Carvalho-Batista	4	1 - 10	2:25.915	2:18.758	1:55.777	1:55.404						
78	Fontes-Gomez	4	1 - 10	2:10.418	2:17.150	2:01.006	1:58.531						
58	Nabais-Nabais	4	1 - 10	2:39.791	2:03.434	1:58.905	1:59.927						
88	Vistas-	4	1 - 10	2:25.202	2:16.376	2:13.223	2:06.179						
101	Machado-Pinto Coelho	4	1 - 10	2:30.936	2:17.047	2:11.155	2:07.186						
69	Fothergill-Bennett	4	1 - 10	2:37.515	2:12.625	2:09.577	2:09.787						
26	P. Abreu-Moore	4	1 - 10	2:30.050	2:10.368	2:10.654	2:18.499						
25	Kirton-Elsworth	4	1 - 10	2:32.515	2:18.557	2:11.912	2:16.166						
33	Rui Miritta	3	1 - 10	2:18.657	2:01.358	2:07.199							

Algarve Wel

Autódromo Intern

Heat name : CPV / IBERIAN SUI
Heat Date : 06 May 2023
Track name : Autodromo Interna

Participants Started : 28
Participants Finished : 17
Participants Not Finished : 11

Green flag at : 11:23:00
Finish flag waved at : 11:49:19
Total time under Green : 26:18
Number of cautions : 0
Number of code-60's : 0

Best Lap time history during the Heat

#	Nbr	lap time	in lap	Name
1	007	2:02.878	2	Ramos-Soares
2	8	2:00.999	1	Cunha-Rodrigues
3	55	1:55.403	2	Pires-Niskanen
4	116	1:52.829	3	Aso Arjol-Vannelet
-	-	-	..