



Doc. 33.1

Algarve Welcome Spring

Autódromo Internacional do Algarve

CPV / IBERIAN SUPERCARS Provisional Result Qualifying 2

4 - 7 May 2023

Autodromo Internacional Algarve - 4652mtr.

Pos	Nbr	Name / Entrant	Car	Cls	PIC	Fastest	In	Gap	Diff	Laps	Km/h
1	5	Pires-Abreu Speedy Motorsport	BMW M4 GT4	GT4	PRC 1	1:51.590	4			5	150.11
2	55	Pires-Niskanen Lema Racing	Mercedes AMG GT4	GT4	PRC 2	1:51.933	6	0.343	0.343	6	149.65
3	115	Muñoz-Simó NM Racing Team	Mercedes AMG GT4	T4	Bron: 1	1:52.218	6	0.628	0.285	7	149.27
4	8	Cunha-Rodrigues Veloso Motorsport	Audi R8 LMS GT4	T4	Bron: 2	1:52.689	6	1.099	0.471	7	148.64
5	18	Gião-Vieira Racar Motorsport	Mercedes AMG GT4	GT4	PRC 3	1:53.308	7	1.718	0.619	7	147.83
6	116	Aso Arjol-Vannelet NM Racing Team	Mercedes AMG GT4	GT4	PRC 4	1:53.339	5	1.749	0.031	7	147.79
7	16	Batina-Azevedo Orlando Batina	BMW M4 GT4 F82	GT4	PRC 5	1:53.380	2	1.790	0.041	8	147.74
8	12	Zemaitis-Geppert SMC Motorsport	McLaren 570S GT4	GT4	PRC 6	1:53.953	7	2.363	0.573	7	146.99
9	69	Fothergill-Bennett Tockwith Motorsports	Porsche 911 Cup	Cup	1	1:55.231	6	3.641	1.278	7	145.36
10	38	Calheiros-Macedo Lema Racing	Mercedez AMG GT4	T4	Bron: 3	1:55.312	7	3.722	0.081	7	145.26
11	37	Mota-Pires Fábio Mota	Ginetta G55 GT4	GT4	PRC 7	1:55.594	7	4.004	0.282	8	144.91
12	24	Carvalho-Batista Araujo Competição	McLaren 570S GT4	T4	Bron: 4	1:55.700	8	4.110	0.106	8	144.77
13	007	Ramos-Soares Araujo Competição	Aston Martin Vantage GT4	GTX	1	1:56.485	4	4.895	0.785	7	143.80
14	29	Alfonso Colomina SMC Motorsport	McLaren 570S GT4	T4	Bron: 5	1:56.612	7	5.022	0.127	7	143.64
15	59	Daniel Teixeira JT59 Racing Team	Cupra TCR	TCR	1	1:56.778	2	5.188	0.166	6	143.44
16	88	Vistas- Araujo Competição	McLaren 570S Trophy	GTX	2	1:57.397	3	5.807	0.619	7	142.68
17	9	João Vieira João Vieira	Porsche 911 Cup	Cup	2	1:58.227	5	6.637	0.830	6	141.68
18	26	P. Abreu-Moore Tomás P. Abreu	Ginetta G50	GTX	3	1:59.345	6	7.755	1.118	7	140.35
19	78	Fontes-Gomez Álvaro Fontes	BMW M2 CS Racing	M2	1	1:59.441	3	7.851	0.096	6	140.24
20	58	Nabais-Nabais Speedy Motorsport	Porsche Cayman GT4 Clubsport (GTX	4	1:59.850	6	8.260	0.409	8	139.76
21	580	Sousa-Silva Manuel Sousa	Cupra TCR	TCR	2	2:00.985	4	9.395	1.135	7	138.45

Fastest time : 1:51.590 in lap 4 by nbr. 5 : Pires-Abreu (BMW M4 GT4)


Publication-time

Results: <https://livetiming.raceresults.nu/autodromodoalgarve>

Timekeeping by :


12:28

Timekeeper



Miguel C. Calado Glória

12h20



Clerk of the Course

Stewards

Page 1 of 2

Results remain provisional pending technical examination and decisions from the stewards of the meeting



Doc. 33.2

Algarve Welcome Spring

Autódromo Internacional do Algarve

CPV / IBERIAN SUPERCARS Provisional Result Qualifying 2

4 - 7 May 2023

Autodromo Internacional Algarve - 4652mtr.

Pos	Nbr	Name / Entrant	Car	Cls	PIC	Fastest	In	Gap	Diff	Laps	Km/h
22	40	Hormigos-Hernández Borja Hormigos	BMW M240i Racing	TC	1	2:01.352	3	9.762	0.367	6	138.03
23	25	Kirton-Elsworth Steve Kirton	Ginetta G50	GTX	5	2:02.551	3	10.961	1.199	7	136.68
24	57	Paulo Silva Paulo Silva	Audi RS3 LMS TCR	TCR	3	2:04.155	6	12.565	1.604	6	134.91
25	103	Cruz-Monteiro Anibal Cruz	Ginetta G40	TC	2	2:06.277	3	14.687	2.122	4	132.65
26	102	Camelo-Caçoilo Adelino Camelo	Ginetta G40	TC	3	2:09.089	6	17.499	2.812	6	129.76
27	101	Machado-Pinto Coelho Mariana Machado	Ginetta G40	TC	4	2:10.398	5	18.808	1.309	7	128.46

Fastest time : 1:51.590 in lap 4 by nbr. 5 : Pires-Abreu (BMW M4 GT4)


Publication-time

Results: <https://livetiming.raceresults.nu/autodromodoalgarve>

Timekeeping by :

12:28

Timekeeper



Miguel C. Calado Glória

12h20

Cleck of the Course

Stewards

Page 2 of 2

Results remain provisional pending technical examination and decisions from the stewards of the meeting





Doc. 33.3

Algarve Welcome Spring

Autódromo Internacional do Algarve

CPV / IBERIAN SUPERCARS

Sector analyse - Qualifying 2

4 - 7 May 2023

Autodromo Internacional Algarve - 4652mtr.

Pos	Nbr	Name / Team name	Sector 1			Sector 2			Sector 3			theoretical best	Actual best	In
			time	Lap	pos	time	Lap	pos	time	Lap	pos			
1	5	Pires-Abreu	34.827	4	1	35.974	4	5	40.789	4	1	1:51.590	1:51.590	4
2	55	Pires-Niskanen	35.119	4	2	35.386	6	1	41.345	6	3	1:51.850	1:51.933	6
3	115	Muñoz-Slmó	35.326	7	5	35.631	7	2	41.154	6	2	1:52.111	1:52.218	6
4	8	Cunha-Rodrigues	35.241	6	4	35.690	7	3	41.596	6	6	1:52.527	1:52.689	6
5	18	Gião-Vieira	35.591	5	7	35.950	3	4	41.455	7	4	1:52.996	1:53.308	7
6	116	Aso Arjol-Vannelet	35.349	5	6	36.121	6	6	41.644	5	7	1:53.114	1:53.339	5
7	16	Batlna-Azevedo	35.215	5	3	36.163	6	7	41.583	8	5	1:52.961	1:53.380	2
8	12	Zemaitis-Geppert	35.679	2	8	36.218	7	8	42.006	7	8	1:53.903	1:53.953	7
9	69	Fothergill-Bennett	35.732	7	9	36.514	6	10	42.630	6	14	1:54.876	1:55.231	6
10	38	Calheiros-Macedo	36.130	4	12	36.647	4	11	42.329	3	10	1:55.106	1:55.312	7
11	37	Mota-Pires	36.046	4	11	36.833	8	12	42.094	8	9	1:54.973	1:55.594	7
12	24	Carvalho-Batista	35.861	5	10	36.442	3	9	42.400	4	12	1:54.703	1:55.700	8
13	007	Ramos-Soares	36.332	4	14	37.346	4	16	42.337	6	11	1:56.015	1:56.485	4
14	29	Alfonso Colomina	36.169	5	13	37.247	7	14	42.899	7	15	1:56.315	1:56.612	7
15	59	Daniel Teixeira	36.833	2	17	37.280	6	15	42.599	2	13	1:56.712	1:56.778	2
16	88	Vistas-	36.594	3	15	37.035	3	13	43.768	3	19	1:57.397	1:57.397	3
17	9	João Vieira	36.761	4	16	37.852	4	19	43.250	5	17	1:57.863	1:58.227	5
18	26	P. Abreu-Moore	37.312	7	19	38.102	6	21	43.236	6	16	1:58.650	1:59.345	6
19	78	Fontes-Gomez	37.056	5	18	37.730	5	18	44.163	3	22	1:58.949	1:59.441	3
20	58	Nabais-Nabais	37.377	8	20	37.665	8	17	43.706	5	18	1:58.748	1:59.850	6
21	580	Sousa-Silva	37.801	4	22	38.067	2	20	44.721	4	23	2:00.589	2:00.985	4
22	40	Hormigos-Hernández	37.788	3	21	38.684	7	22	44.081	6	20	2:00.553	2:01.352	3
23	25	Kirton-Elsworth	38.256	7	23	39.733	3	24	44.087	5	21	2:02.076	2:02.551	3
24	57	Paulo Silva	38.520	6	24	39.328	5	23	44.896	2	24	2:02.744	2:04.155	6
25	103	Cruz-Monteiro	40.098	3	25	40.387	4	25	45.747	3	25	2:06.232	2:06.277	3
26	102	Camelo-Caçolho	41.098	6	26	41.757	6	26	46.234	6	26	2:09.089	2:09.089	6
27	101	Machado-Pinto Coelho	41.145	6	27	42.151	5	27	46.961	5	27	2:10.257	2:10.398	5



Algarve Welcome Spring

Autódromo Internacional do Algarve

Doc. 38.4

CPV / IBERIAN SUPERCARS

4 - 7 May 2023

Laptimes - Qualifying 2

Autodromo Internacional Algarve - 4652mtr.

Nbr	Name	Laps	lap	Lap ..1	Lap ..2	Lap ..3	Lap ..4	Lap ..5	Lap ..6	Lap ..7	Lap ..8	Lap ..9	Lap ..0
16	Batina-Azevedo	8	1 - 10	1:56.934	1:53.380	1:55.306	1:57.284	1:53.518	1:55.105	1:53.876	1:53.366		
24	Carvalho-Batista	8	1 - 10	2:09.485	2:13.458	1:56.190	1:56.304	1:57.236	1:57.287	1:56.308	1:55.700		
58	Nabais-Nabais	8	1 - 10	2:05.634	2:02.380	2:01.822	2:03.530	2:00.328	1:59.850	2:00.368	2:00.204		
37	Mota-Pires	8	1 - 10	2:06.366	2:11.461	1:57.163	1:55.805	2:09.485	1:58.163	1:55.594	1:55.194		
12	Zemaitis-Geppert	7	1 - 10	2:03.695	1:54.230	1:56.047	1:55.922	1:55.584	1:57.720	1:53.953			
18	Gião-Vieira	7	1 - 10	2:00.366	1:55.178	1:53.497	1:53.373	2:00.400	2:05.932	1:59.308			
8	Cunha-Rodrigues	7	1 - 10	2:11.692	1:59.116	1:53.993	1:53.570	1:53.364	1:52.669	1:52.733			
116	Aso Arjol-Vannelet	7	1 - 10	2:15.864	2:01.038	1:53.929	1:53.938	1:53.339	1:53.343	1:58.413			
69	Fothergill-Bennett	7	1 - 10	2:07.438	2:00.141	1:57.722	1:57.393	2:01.501	1:55.231	1:55.278			
007	Ramos-Soares	7	1 - 10	2:07.928	1:59.921	1:57.745	1:56.485	2:00.177	1:56.092	2:13.623			
29	Alfonso Colomina	7	1 - 10	2:14.898	2:09.034	1:58.750	1:57.143	1:57.619	2:08.396	1:56.612			
26	P. Abreu-Moore	7	1 - 10	2:05.620	2:01.457	2:00.096	1:59.719	2:00.647	1:59.345	2:10.286			
88	Vistas-	7	1 - 10	2:06.774	2:06.694	1:57.397	2:09.702	2:00.027	2:17.884	2:02.983			
115	Muñoz-Simó	7	1 - 10	2:19.300	2:01.702	1:58.326	1:56.699	1:54.305	1:52.218	1:52.948			
38	Calheiros-Macedo	7	1 - 10	2:02.998	1:59.890	1:56.129	1:55.582	1:56.800	1:58.084	1:55.312			
25	Kirton-Elsworth	7	1 - 10	2:11.798	2:03.497	2:02.551	2:03.516	2:03.460	2:03.728	2:05.148			
580	Sousa-Silva	7	1 - 10	2:15.378	2:01.024	2:01.851	2:00.985	2:06.386	2:16.916	2:06.021			
101	Machado-Pinto Coelho	7	1 - 10	2:18.808	2:14.516	2:16.150	2:13.441	2:10.398	2:10.689	2:12.824			
40	Hormigos-Hernández	6	1 - 10	2:08.344	2:04.177	2:01.352	2:03.345	2:07.318	2:01.508				
55	Pires-Niskanen	6	1 - 10	2:02.971	1:56.754	1:52.815	1:53.220	1:54.932	1:51.633				
78	Fontes-Gomez	6	1 - 10	2:03.517	1:59.911	1:59.441	2:00.620	1:59.641	2:19.557				
57	Paulo Silva	6	1 - 10	2:10.570	2:04.429	2:06.101	2:05.505	2:05.887	2:04.155				
9	João Vieira	6	1 - 10	2:25.276	2:01.475	2:00.656	1:58.300	1:59.227	2:05.496				
102	Camelo-Caçoilo	6	1 - 10	2:18.619	2:31.013	2:10.567	2:27.804	2:13.677	2:09.089				
59	Daniel Teixeira	6	1 - 10	2:14.990	1:56.778	2:46.517	2:45.183	2:24.034	1:57.202				
5	Pires-Abreu	5	1 - 10	1:59.390	1:55.739	1:51.935	1:51.590	1:58.990					
103	Cruz-Monteiro	4	1 - 10	2:09.073	2:07.790	2:06.277	2:17.406						

Algarve Wel
Autódromo Intern

Heat name : CPV / IBERIAN SUI
Heat Date : 06 May 2023
Track name : Autodromo Interna

Participants Started : 27
Participants Finished : 14
Participants Not Finished : 13

Green flag at : 11:59:59
Finish flag waved at : 12:14:59
Total time under Green : 15:00
Number of cautions : 0
Number of code-60's : 0

Best Lap time history during the Heat

#	Nbr	lap time	in lap	Name
1	16	1:53.380	2	Batina-Azevedo
2	5	1:51.935	3	Pires-Abreu
3	5	1:51.590	4	Pires-Abreu