



APPENDIX 2 of Sporting Regulations

CAR

Mandatory logos will be the ones detailed as follows, as well as their position and dimensions. To be supplied by the promoter.

1. RFEDA-Racing Weekend

Located in the nose according to Figure 1. Design detailed in Figure 2.




Figure 1



Figure 2



2. PFC – Panta – Autotecnica Motori - Ravenol

Located on both sides of the car, on the floor according to Figure 3. Dimensions detailed in Figure 4. Available both in white and black color.




Figure 3

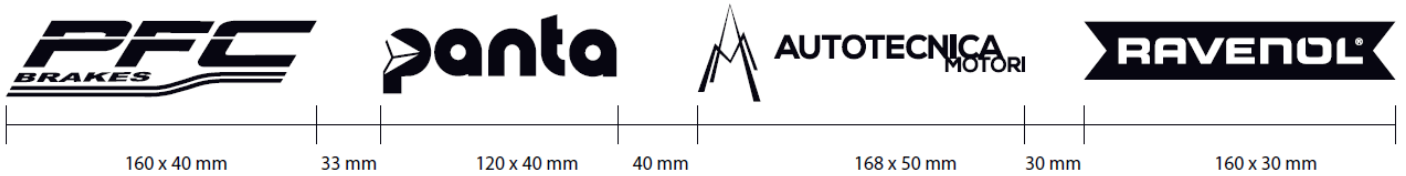


Figure 4

3. B.R.M Chronographes

It shall have a design and dimensions as detailed in Figure 5. It shall be positioned 20 mm below the car number background, as shown in Figure 6




Figure 5

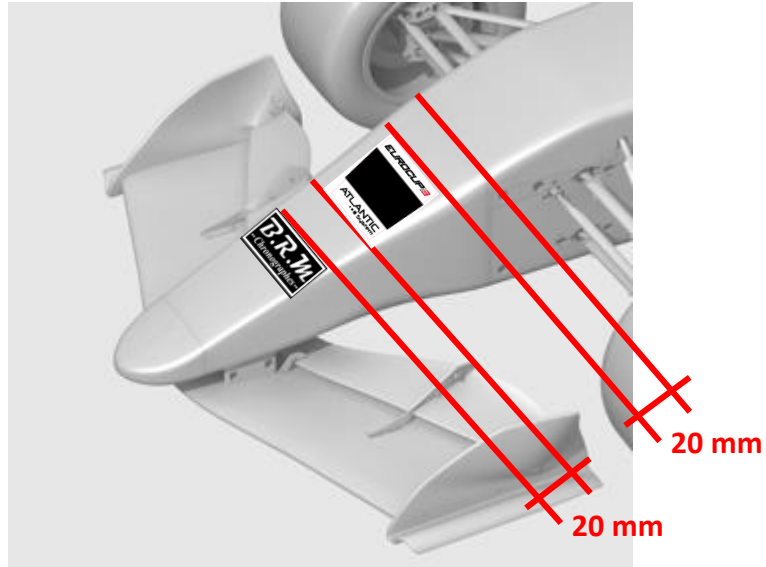


Figure 6

4. Front Car Number.

Background, to be placed 20 mm away from the nose edge, as shown in Figure 6, and whose design is detailed in Figure 7. The dimensions of the competitor number (white for non-rookie drivers and red for rookies) are detailed in Figure 8.



Figure 7



1234567890

100 mm

Figure 8

5. Rear Car Number.

Background, whose design is according to Figure 9, to be located on the outer side of the rear endplates (parts references 4403025 and 4403026), according to Figure 10. Dimensions of car numbers (white for non-rookie drivers and red for the rookies) are detailed in Figure 11.



Figure 9




Figure 10



1234567890



Figure 11

6. Driver's License Country Flag + Name.

On three points of the halo, as per Figure 12, with the font "Renault Race_v1", available, upon request to the competitor, in white or black color. To be supplied by the competitor. Height of the flag and the name: 20 mm.




Figure 12



7. Hankook Motorsport Logo

It shall be fitted to the outer face of the front endplates (part number: 4403015 and 4403016), as shown in Figure 13. The design shall be as detailed in Figure 14.




Figure 13



Figure 14



8. Driver's colour identification

The roll hoop (Front part), likewise the mirrors, will need to be taped/painted with the below colour code for the identification of each vehicle of same team:

- Inscripción 1 / Entry 1: Negro / Black
- Inscripción 2 / Entry 2: Rojo fluorescente / Fluorescent red
- Inscripción 3 / Entry 3: Amarillo fluorescente / Fluorescent yellow
- Inscripción 4 / Entry 4: Verde fluorescente / Fluorescent green
- Inscripción 5 / Entry 5: Rosa fluorescente / Fluorescent pink



OVERALL

Logos obligatorios. Posiciones y medidas. Pueden ser color positivo o negativo. / Mandatory logos. Positions and sizes. Can be positive or negative color.

1. Eurocup-3 LHS of the chest. Width: 60mm
2. Hankook Upper left arm. Width: 100mm
3. RFEDA Upper right arm. Width: 60mm
4. Ravenol Left and right arms under Hankook and RFEDA. Width: 100mm
5. Bandera + Nombre del Piloto / Flag + Driver's name

Atrás/Back



Lateral/Side



Frente/Front

