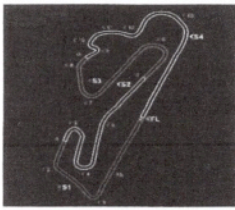


Estoril Racing Tribute ARMANDO PINTO



CPVL

ESTORIL RACING TRIBUTE ARMANDO PINTO - 11 a 13 N

CORRIDA 2 (25 Minutos)

C.C.D. / STEWARDS

Log Nº 154

Classificação Oficial

Nº Pilotos	Equipa	Carro	Cl.	Vlts.	Tempo Tota	Dif. km/h	Melhor Volta	Vlt.	Tempo km/h
1 144 F. GONCALVES	FRANCISCO GONCALVES	LOTUS ELISE	S. TROPH	14	25:42.245	- 136.0	6 1:48.046	138.7	
2 15 J. SOUSA	JOSÉ PAULO SOUSA	BMW E36 M3	L99	14	26:07.227	+24.982 133.9	2 1:48.569	138.0	
3 7 L. LIBERAL / F. FREITAS	LUIS LIBERAL	BMW M3	L90	14	26:18.811	+36.566 132.9	3 1:50.334	135.8	
4 68 P. VIERA	PAULO VIERA	BMW M3 E36	L99	14	26:18.976	+36.731 132.9	5 1:49.474	136.9	
5 132 F. MATIAS / R. MACEDO	MONTEIROS COMPETICOES	VOLVO 850 R	S. TROPH	14	26:51.991	+1:09.746 130.2	6 1:52.042	133.8	
6 114 J. NOVO	JOÃO CARLOS NOVO	RENAULT CLIO TROPHY	S. TROPH	14	27:05.123	+1:22.878 129.1	2 1:53.726	131.8	
7 122 M. OLIVEIRA	MARCOS OLIVEIRA	WESTERFIELD	S. TROPH	14	27:06.242	+1:23.997 129.0	4 1:50.028	136.2	
8 66 A. BARROS	ANTONIO BARROS	BMW M3 E36	L99	14	27:32.485	+1:50.240 127.0	4 1:55.112	130.2	
9 112 A. TAVARES / M. MOTA	ANDRE TAVARES	HONDA S2000	S. TROPH	14	28:51.311	+3:09.066 121.2	7 1:53.339	132.2	
10 75 A. MONTEIRO	ARTUR MONTEIRO	CITROEN SAXO VTS	L99-1600	13	25:45.848	1 Vlt. 126.0	5 1:55.304	130.0	
11 48 J. ALMEIDA	JOSE M. ALMEIDA	HONDA INTEGRA TYPE R	L99-2000	13	25:53.478	1 Vlt. 125.4	2 1:55.530	129.7	
12 69 R. DINIZ	RICARDO DINIZ	HONDA CIVIC TYPE R	L99-1600	13	26:02.330	1 Vlt. 124.7	5 1:54.729	130.6	
13 18 J. MOURA	JOSÉ FRANCISCO MOURA	TOYOTA CARINA 2.0 GTI	L99-2000	13	26:08.283	1 Vlt. 124.2	8 1:58.280	126.7	
14 57 A. CONCEICAO	ANTONIO CONCEICAO	MERCEDES 190 2.3 16V	L90	13	26:17.759	1 Vlt. 123.5	8 1:59.264	125.7	
15 49 O. RIBEIRO	OLAVO RIBEIRO	OPEL ASTRA GSI	L99-2000	13	26:23.566	1 Vlt. 123.0	6 1:59.188	125.7	
16 154 F. VIOLA / F. BARRETO	FRANCISCO VIOLA	HONDA CIVIC TYPE R ATOMIC	S. TURISA	13	26:31.116	1 Vlt. 122.4	6 2:00.768	124.1	
17 63 J. RIBEIRO	JOAO MIGUEL RIBEIRO	VOLKSWAGEN GOLF GTI	L90-2000	13	26:31.849	1 Vlt. 122.4	7 2:00.453	124.4	
18 155 E. LEITAO / G. INACIO	EDUARDO LEITAO	HONDA CIVIC TYPE R	S. TURISA	13	26:31.892	1 Vlt. 122.4	8 2:00.994	123.9	
19 150 F. FERREIRA	FILIPE FERREIRA	HONDA CIVIC TYPE R ATOMIC	S. TURISA	13	26:39.290	1 Vlt. 121.8	4 2:00.844	124.0	
20 152 S. AZEVEDO / O. BATINA	SERGIO AZEVEDO	HONDA CIVIC TYPE R	S. TURISA	13	26:52.075	1 Vlt. 120.9	3 2:01.119	123.7	
21 178 R. GONCALVES	RUI GONCALVES	HONDA CIVIC TYPE R	S. TURISA	13	26:54.912	1 Vlt. 120.6	5 1:59.358	125.6	
22 163 E. DUARTE	ELEUTERIO DUARTE	RENAULT CLIO RS 2000	S. TURISA	13	26:56.079	1 Vlt. 120.6	7 2:00.967	123.9	
23 54 A. SARABANDO	ANTONIO SARABANDO	PEUGEOT 306 GTI	L99-2000	13	27:23.122	1 Vlt. 118.6	9 2:01.369	123.5	
24 74 J. LUIS	JOAO LUIS	RENAULT SPIDER	TROPHY	13	27:23.510	1 Vlt. 118.5	4 2:01.351	123.5	
25 50 L. IMPERIO	LUIS IMPERIO	BMW 320 IS	TROPHY	13	27:24.307	1 Vlt. 118.5	5 2:03.164	121.7	
26 17 D. TRINDADE	DUARTE TRINDADE	CITROEN SAXO CUP	L99-1600	13	27:33.680	1 Vlt. 117.8	5 2:02.747	122.1	
27 64 J. MOTA	JOSÉ LUIS MOTA	PEUGEOT 106 S16	L99-1600	13	27:34.493	1 Vlt. 117.8	3 2:03.059	121.8	
28 77 C. DIAS	CARLOS DIAS	HONDA CIVIC	L90-1600	13	27:39.954	1 Vlt. 117.4	5 2:04.302	120.6	
29 159 H. OLIVEIRA	HUGO OLIVEIRA	HONDA CIVIC TYPE R	S. TURISA	13	27:46.680	1 Vlt. 116.9	4 2:03.464	121.4	
30 156 P. CERQUEIRA / N. FIGUEIREDO	PEDRO CERQUEIRA	HONDA CIVIC TYPE R	S. TURISA	13	27:47.235	1 Vlt. 116.9	9 2:05.725	119.2	
31 177 H. MOURA	HELDER MOURA	VOLVO S60 CHALLENGE	S. TROPH	12	27:08.580	2 Vlts. 110.4	2 1:53.297	132.3	
32 59 A. BECA	ARLINDO BECA	TOYOTA CARINA 2.0 GTI	L99-2000	12	29:17.666	2 Vlts. 102.3	4 2:12.090	113.5	
33 47 H. BAPTISTA	HORST BAPTISTA	RENAULT 5 GT TURBO	TROPHY	10	26:05.543	4 Vlts. 95.7	2 2:17.410	109.1	
34 44 G. NOVO	FRANCISCO SILVA	PEUGEOT 106 GTI	L99-1600	9	17:44.991	5 Vlts. 126.7	6 1:56.328	128.8	
35 113 R. SILVA / J. REIS	RUI SILVA	RENAULT CLIO 2.0 16V	S. TURISA	9	18:12.005	5 Vlts. 123.5	6 1:59.028	125.9	
36 187 J. MATOS / J. MATOS	JOÃO PAULO MATOS	NISSAN 350Z	S. EXTRA	8	20:32.654	6 Vlts. 97.3	3 1:55.998	129.2	
37 101 M. RAMOA	MANUEL RAMOA	VOLVO S60 CHALLENGE	S. TROPH	8	26:16.510	6 Vlts. 76.1	5 2:08.634	116.5	
38 87 P. FERRAZ	PAULO FERRAZ	RENAULT CLIO 1.8 16V	L99-2000	7	19:34.475	7 Vlts. 89.3	3 2:17.750	108.8	

Não classificado

98 J. SOUSA / T. MONTES	TIAGO MONTES	HONDA INTEGRA TYPE	L99-2000	6	11:37.445		2 1:55.038	130.3
88 D. FERREIRA	NUNO FERREIRA	HONDA CIVIC	L90-1600	4	8:36.926		4 2:04.751	120.1

Não Partiram

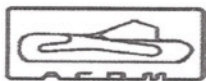
102 L. BARROS	LOB MOTOSPORT	FORD SIERRA RS 500	S. TROPH
158 R. DELGADO / E. OLIVEIRA	ESTEVÃO OLIVEIRA	HONDA CIVIC TYPE R ATOMIC	S. TURISA

Pole		LUIS BARROS	
Melhor Tempo:	Vlt. 6	FRANCISCO GONCALVES	1:48.046 138.7 km/h

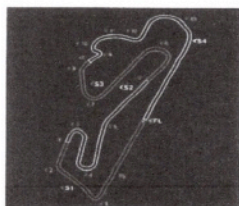
Hora da publicação: 17h10

Estado da pista: **SECO**

CCD	Timekeeper Jorge Pinto



Estoril Racing Tribute ARMANDO PINTO



CPVL ESTORIL RACING TRIBUTE ARMANDO PINTO - 11 a 13 N CORRIDA 2 (25 Minutos)

Classificação Oficial por classe

C.C.D. / STEWARDS
Log Nº 155

Nº Pilotos	Equipa	Carro	Vlts.	Tempo Total	Dif. km/h	Melhor Volta	
						Vlt.	Tempo km/h
S. TURISMO							
1 154 F. VIOLA / F. BARRETO	FRANCISCO VIOLA	HONDA CIVIC TYPE R ATOMIC	13	26:31.116	122.4	6	2:00.768 124.1
2 155 E. LEITAO / G. INACIO	EDUARDO LEITAO	HONDA CIVIC TYPE R	13	26:31.892	+0.776 122.4	8	2:00.994 123.9
3 150 F. FERREIRA	FILIFE FERREIRA	HONDA CIVIC TYPE R ATOMIC	13	26:39.290	+8.174 121.8	4	2:00.844 124.0
4 152 S. AZEVEDO / O. BATINA	SERGIO AZEVEDO	HONDA CIVIC TYPE R	13	26:52.075	+20.959 120.9	3	2:01.119 123.7
5 178 R. GONCALVES	RUI GONCALVES	HONDA CIVIC TYPE R	13	26:54.912	+23.796 120.6	5	1:59.358 125.6
6 163 E. DUARTE	ELEUTERIO DUARTE	RENAULT CLIO RS 2000	13	26:56.079	+24.963 120.6	7	2:00.967 123.9
7 159 H. OLIVEIRA	HUGO OLIVEIRA	HONDA CIVIC TYPE R	13	27:46.680	+1'15.564 116.9	4	2:03.464 121.4
8 156 P. CERQUEIRA / N. FIGUEIREDO	PEDRO CERQUEIRA	HONDA CIVIC TYPE R	13	27:47.235	+1'16.119 116.9	9	2:05.725 119.2
9 113 R. SILVA / J. REIS	RUI SILVA	RENAULT CLIO 2.0 16V	9	18:12.005	4 Vlts. 123.5	6	1:59.028 125.9
■ Não Partiram							
158 R. DELGADO / E. OLIVEIRA	ESTEVAO OLIVEIRA	HONDA CIVIC TYPE R ATOMIC					
S. TROPHY							
1 144 F. GONCALVES	FRANCISCO GONCALVES	LOTUS ELISE	14	25:42.245	136.0	6	1:48.046 138.7
2 132 F. MATIAS / R. MACEDO	MONTEIROS COMPETICOES	VOLVO 850 R	14	26:51.991	+1'09.746 130.2	6	1:52.042 133.8
3 114 J. NOVO	JOÃO CARLOS NOVO	RENAULT CLIO TROPHY	14	27:05.123	+1'22.878 129.1	2	1:53.726 131.8
4 122 M. OLIVEIRA	MARCOS OLIVEIRA	WESTERFIELD	14	27:06.242	+1'23.997 129.0	4	1:50.028 136.2
5 112 A. TAVARES / M. MOTA	ANDRE TAVARES	HONDA S2000	14	28:51.311	+3'09.066 121.2	7	1:53.339 132.2
6 177 H. MOURA	HELDER MOURA	VOLVO S60 CHALLENGE	12	27:08.580	2 Vlts. 110.4	2	1:53.297 132.3
7 101 M. RAMOA	MANUEL RAMOA	VOLVO S60 CHALLENGE	8	26:16.510	6 Vlts. 76.1	5	2:08.634 116.5
■ Não Partiram							
102 L. BARROS	LOB MOTOSPORT	FORD SIERRA RS 500					
L99-2000							
1 48 J. ALMEIDA	JOSE M. ALMEIDA	HONDA INTEGRA TYPE R	13	25:53.478	125.4	2	1:55.530 129.7
2 18 J. MOURA	JOSÉ FRANCISCO MOURA	TOYOTA CARINA 2.0 GTI	13	26:08.283	+14.805 124.2	8	1:58.280 126.7
3 49 O. RIBEIRO	OLAVO RIBEIRO	OPEL ASTRA GSI	13	26:23.566	+30.088 123.0	6	1:59.188 125.7
4 54 A. SARABANDO	ANTONIO SARABANDO	PEUGEOT 306 GTI	13	27:23.122	+1'29.644 118.6	9	2:01.369 123.5
5 59 A. BECA	ARLINDO BECA	TOYOTA CARINA 2.0 GTI	12	29:17.666	1 Vlt. 102.3	4	2:12.090 113.5
6 87 P. FERRAZ	PAULO FERRAZ	RENAULT CLIO 1.8 16V	7	19:34.475	6 Vlts. 89.3	3	2:17.750 108.8
■ Não classificado							
98 J. SOUSA / T. MONTES	TIAGO MONTES	HONDA INTEGRA TYPE	6	11:37.445		2	1:55.038 130.3
L99-1600							
1 75 A. MONTEIRO	ARTUR MONTEIRO	CITROEN SAXO VTS	13	25:45.848	126.0	5	1:55.304 130.0
2 69 R. DINIZ	RICARDO DINIZ	HONDA CIVIC TYPE R	13	26:02.330	+16.482 124.7	5	1:54.729 130.6
3 17 D. TRINDADE	DUARTE TRINDADE	CITROEN SAXO CUP	13	27:33.680	+1'47.832 117.8	5	2:02.747 122.1
4 64 J. MOTA	JOSÉ LUIS MOTA	PEUGEOT 106 S16	13	27:34.493	+1'48.645 117.8	3	2:03.059 121.8
5 44 G. NOVO	FRANCISCO SILVA	PEUGEOT 106 GTI	9	17:44.991	4 Vlts. 126.7	6	1:56.328 128.8
L99							
1 15 J. SOUSA	JOSÉ PAULO SOUSA	BMW E36 M3	14	26:07.227	133.9	2	1:48.569 136.0
2 68 P. VIERA	PAULO VIERA	BMW M3 E36	14	26:18.976	+11.749 132.9	5	1:49.474 136.9
3 66 A. BARROS	ANTONIO BARROS	BMW M3 E36	14	27:32.485	+1'25.258 127.0	4	1:55.112 130.2
L90							
1 7 L. LIBERAL / F. FREITAS	LUIS LIBERAL	BMW M3	14	26:18.811	132.9	3	1:50.334 135.8
2 57 A. CONCEICAO	ANTONIO CONCEICAO	MERCEDES 190 2.3 16V	13	26:17.759	1 Vlt. 123.5	8	1:59.264 125.7
TROPHY							
1 74 J. LUIS	JOAO LUIS	RENAULT SPIDER	13	27:23.510	118.5	4	2:01.351 123.5
2 50 L. IMPERIO	LUIS IMPERIO	BMW 320 IS	13	27:24.307	+0.797 118.5	5	2:03.164 121.7
3 47 H. BAPTISTA	HORST BAPTISTA	RENAULT 5 GT TURBO	10	26:05.543	3 Vlts. 95.7	2	2:17.410 109.1
L90-2000							
1 63 J. RIBEIRO	JOAO MIGUEL RIBEIRO	VOLKSWAGEN GOLF GTI	13	26:31.849	122.4	7	2:00.453 124.4
L90-1600							
1 77 C. DIAS	CARLOS DIAS	HONDA CIVIC	13	27:39.954	117.4	5	2:04.302 120.6
■ Não classificado							
88 D. PERREIRA	NUNO PERREIRA	HONDA CIVIC	4	8:36.926		4	2:04.751 120.1
S. EXTRA							
1 187 J. MATOS / J. MATOS	JOÃO PAULO MATOS	NISSAN 350Z	8	20:32.654	97.3	3	1:55.998 129.2

AFIXADO / PO:
12 h m