

## Algarve Summer Party

Autódromo Internacional do Algarve

### CPV / IBERIAN SUPERCARS

#### Provisional Result QUALIFYING 2 (15MIN.)

28 - 31 July 2022

Autodromo Internacional Algarve - 4652 mtr.



Pos	Nbr	Name / Entrant	Car	Cls	PIC	Fastest	In	Gap	Diff	Laps	Km/h
1	88	Cristovão-Carvalho Araujo Competição	McLaren 570S GT4	G4	Bronz 1	<b>1:53.997</b>	4			6	146.94
2	119	Navarrete-de Andrés SMC Motorsport	McLaren 570S GT4	GT4	PRO 1	<b>1:54.250</b>	4	0.253	0.253	7	146.61
3	77	Aso-Pintos SMC Motorsport	McLaren 570S GT4	GT4	PRO 2	<b>1:54.840</b>	4	0.843	0.590	6	145.86
4	2	Giao-Niskanen Lema Racing	Mercedes Gt4	GT4	PRO 3	<b>1:54.853</b>	6	0.856	0.013	8	145.84
5	8	Rodrigues-Cunha Veloso Motorsport	Audi R8 LMS GT4	G4	Bronz 2	<b>1:55.090</b>	2	1.093	0.237	6	145.54
6	7	Pires-Fontes Bruno Pires	Porsche 911 Cup	GTC	1	<b>1:55.129</b>	3	1.132	0.039	4	145.49
7	59	Daniel Teixeira Daniel Teixeira	Cupra TCR	TCR	1	<b>1:56.615</b>	3	2.618	1.486	7	143.64
8	50	J. Silva-P. Silva Veloso Motorsport	Audi RS3 LMS	TCR	2	<b>1:56.617</b>	3	2.620	0.002	6	143.64
9	99	Coimbra-Silva Sports You	Hyundai Elantra	TCR	3	<b>1:57.376</b>	8	3.379	0.759	8	142.71
10	981	Silva-Bordás João Silva	Porsche Cayman GT4	GT4	PRO 4	<b>1:57.771</b>	6	3.774	0.395	7	142.23
11	113	Chris Hillaby Chris Hillaby	Porsche 911 Cup	GTC	2	<b>1:58.792</b>	3	4.795	1.021	7	141.01
12	90	Andrius Zemaitis PROGT	Porsche Cayman GT4	G4	Bronz 3	<b>1:59.080</b>	2	5.083	0.288	4	140.66
13	3	Ramos-Blok Araujo Competição	McLaren 570S GT4	GTC	3	<b>2:00.190</b>	5	6.193	1.110	6	139.37


Fastest time: 1:53.997 in lap 4 by nbr. 88: Cristovão-Carvalho (McLaren 570S GT4)

Results: <https://livetiming.raceresults.ru/autodromodoalgarve>

Timekeeping by :

Publication-time

Clerk of the Course  17:27	Timekeeper  Miguel C. Calado Glória	17:45
Page 1 of 1		



## Algarve Summer Party

Autódromo Internacional do Algarve


CPV / IBERIAN SUPERCARS

Sector analyse - QUALIFYING 2 (15MIN.)

28 - 31 July 2022

Autodromo Internacional Algarve - 4652 mtr.

Pos	Nbr	Name / Team name	Sector 1			Sector 2			Sector 3			Theoretical best	Actual best	In
			time	Lap	pos	time	Lap	pos	time	Lap	pos			
1	88	Cristovão-Carvalho	35.530	4	1	36.052	3	2	42.023	5	1	1:53.605	<b>1:53.997</b>	4
2	119	Navarrete-de Andrés	35.584	6	2	35.989	4	1	42.255	1	4	1:53.828	<b>1:54.250</b>	4
3	77	Aso-Pintos	35.640	3	3	36.246	5	3	42.453	4	5	1:54.339	<b>1:54.840</b>	4
4	2	Glao-Niskanen	36.064	6	6	36.369	8	4	42.225	3	3	1:54.658	<b>1:54.853</b>	6
5	8	Rodríguez-Cunha	35.787	2	4	36.557	3	5	42.514	2	6	1:54.858	<b>1:55.090</b>	2
6	7	Pires-Fontes	35.898	3	5	36.628	3	6	42.603	3	8	1:55.129	<b>1:55.129</b>	3
7	59	Daniel Teixeira	36.243	5	7	37.187	5	7	42.902	3	9	1:56.332	<b>1:56.615</b>	3
8	50	J. Silva-P. Silva	36.824	3	10	37.498	5	9	42.197	2	2	1:56.519	<b>1:56.617</b>	3
9	99	Coimbra-Silva	36.657	8	8	37.568	5	10	42.559	6	7	1:56.784	<b>1:57.376</b>	8
10	981	Silva-Bordás	36.793	6	9	37.608	4	11	43.020	6	10	1:57.421	<b>1:57.771</b>	6
11	113	Chris Hillaby	36.936	3	12	37.433	3	8	43.549	2	11	1:57.918	<b>1:58.792</b>	3
12	90	Andrius Zemaitis	36.893	3	11	37.914	2	12	43.638	2	12	1:58.445	<b>1:59.080</b>	2
13	3	Ramos-Blok	36.960	5	13	38.554	5	13	44.676	5	13	2:00.190	<b>2:00.190</b>	5



## Algarve Summer Party

Autódromo Internacional do Algarve

CPV / IBERIAN SUPERCARS

Laptimes - QUALIFYING 2 (15MIN.)

28 - 31 July 2022

Autodromo Internacional Algarve - 4652 mtr.

Nbr	Name	Laps	lap	Lap ..1	Lap ..2	Lap ..3	Lap ..4	Lap ..5	Lap ..6	Lap ..7	Lap ..8	Lap ..9	Lap ..0
88	Cristovão-Carvalho	6	1 - 10	2:19.080	2:16.456	1:54.355	1:53.997	1:54.369	3:26.560				
119	Navarrete-de Andrés	7	1 - 10	1:56.319	1:54.638	1:58.088	1:54.250	1:54.404	1:54.263	3:21.101			
77	Aso-Pintos	6	1 - 10	2:06.364	1:55.221	2:00.692	1:54.840	1:55.127	2:17.390				
2	Giao-Niskanen	8	1 - 10	2:01.084	1:56.359	1:55.174	1:55.082	1:55.644	1:54.853	2:22.094	1:55.220		
8	Rodrigues-Cunha	6	1 - 10	2:03.811	1:55.090	1:55.172	2:07.042	2:06.028	2:16.410				
7	Pires-Fontes	4	1 - 10	2:00.215	1:55.641	1:55.129	2:16.574						
59	Daniel Teixeira	7	1 - 10	2:16.472	2:03.153	1:56.815	2:06.082	1:57.021	2:03.838	3:43.319			
50	J. Silva-P. Silva	6	1 - 10	2:14.594	1:57.250	1:56.817	2:15.188	1:57.847	2:05.331				
99	Coimbra-Silva	8	1 - 10	2:12.098	2:02.185	1:59.451	1:57.580	1:57.872	1:57.535	2:19.606	1:57.378		
981	Silva-Bordás	7	1 - 10	2:10.982	1:58.414	2:01.950	1:58.096	1:58.127	1:57.771	2:31.642			
113	Chris Hillaby	7	1 - 10	2:12.219	1:59.845	1:58.792	2:00.207	2:00.049	1:59.090	2:19.638			
90	Andrius Zemaitis	4	1 - 10	2:08.336	1:59.080	2:13.906	10:09.312						
3	Ramos-Blok	6	1 - 10	2:15.681	2:07.956	2:01.538	2:10.769	2:00.190	2:18.487				



## Algarve Summer Party

Autódromo Internacional do Algarve

CPV / IBERIAN SUPERCARS

28 - 31 July 2022

Laps and Sector Times - QUALIFYING 2 (15MIN.)

Autodromo Internacional Algarve - 4652 mtr.

2										Giao-Niskanen								Mercedes Gt4							
lap	Sect-1	Speed	Sect-2	Speed	Sect-3	Speed	TopSpeed	laptime	pit	lap	Sect-1	Speed	Sect-2	Speed	Sect-3	Speed	Topspeed	laptime	pit						
1	Pit Out	134.5	38.876	105.9	44.029			2:01.084		5	36.193	184.9	36.404	125.3	43.047		233.3	1:55.644							
2		36.590	157.9	37.081	125.0	42.688		232.8	1:56.359	6	36.064	178.8	36.453	120.5	42.336		233.3	1:54.853							
3		36.321	169.3	36.628	118.7	42.225		233.8	1:55.174	7	36.250	180.3	50.827	68.1	55.017		234.3	2:22.094							
4		36.073	177.9	36.501	121.6	42.508		233.8	1:55.082	8	36.154	178.2	36.369	120.1	42.697		232.3	1:55.220							

3										Ramos-Blok								McLaren 570S GT4							
lap	Sect-1	Speed	Sect-2	Speed	Sect-3	Speed	TopSpeed	laptime	pit	lap	Sect-1	Speed	Sect-2	Speed	Sect-3	Speed	Topspeed	laptime	pit						
1	Pit Out	122.7	45.453	86.5	47.386			2:15.681		4	38.509	146.5	44.559	75.4	47.701		251.2	2:10.769							
2		39.940	144.0	41.996	90.5	46.020		244.3	2:07.956	5	36.960	178.8	38.554	90.8	44.676		256.5	2:00.190							
3		37.343	168.0	39.191	94.1	45.004		251.7	2:01.538	6	39.907	147.7	44.361	79.7	54.219		252.3	2:18.487							

7										Pires-Fontes								Porsche 911 Cup							
lap	Sect-1	Speed	Sect-2	Speed	Sect-3	Speed	TopSpeed	laptime	pit	lap	Sect-1	Speed	Sect-2	Speed	Sect-3	Speed	Topspeed	laptime	pit						
1	Pit Out	153.6	38.506	111.0	43.917			2:00.215		3	35.898	170.3	36.628	115.6	42.603		238.4	1:55.129							
2		36.067	173.1	36.772	116.5	42.802		238.9	1:55.641	4	39.947	142.3	43.213	97.2	Pit In		237.9	2:16.574							

8										Rodrigues-Cunha								Audi R8 LMS GT4							
lap	Sect-1	Speed	Sect-2	Speed	Sect-3	Speed	TopSpeed	laptime	pit	lap	Sect-1	Speed	Sect-2	Speed	Sect-3	Speed	Topspeed	laptime	pit						
1	Pit Out	161.0	39.796	106.0	44.401			2:03.811		4	36.555	147.7	45.558	105.2	44.929		238.4	2:07.042							
2		35.787	189.5	36.789	118.3	42.514		237.4	1:55.090	5	36.016	195.7	42.606	98.0	47.406		238.9	2:06.028							
3		35.951	191.5	36.557	120.1	42.664		239.5	1:55.172	6	36.006	193.2	36.985	111.3	1:03.419		240.0	2:16.410							

50										J. Silva-P. Silva								Audi RS3 LMS							
lap	Sect-1	Speed	Sect-2	Speed	Sect-3	Speed	TopSpeed	laptime	pit	lap	Sect-1	Speed	Sect-2	Speed	Sect-3	Speed	Topspeed	laptime	pit						
1	Pit Out	109.8	47.574	92.2	46.184			2:14.594		4	43.291	119.5	47.428	102.1	44.469		239.5	2:15.188							
2		37.132	168.8	37.921	99.9	42.197		234.3	1:57.250	5	36.893	174.5	37.498	106.4	43.456		237.4	1:57.847							
3		36.824	165.9	37.595	103.8	42.198		238.4	1:56.617	6	41.889	118.9	40.370	102.1	43.072		227.8	2:05.331							

59										Daniel Teixeira								Cupra TCR							
lap	Sect-1	Speed	Sect-2	Speed	Sect-3	Speed	TopSpeed	laptime	pit	lap	Sect-1	Speed	Sect-2	Speed	Sect-3	Speed	Topspeed	laptime	pit						
1	Pit Out	124.0	44.827	93.3	44.514			2:16.472		5	36.243	170.3	37.187	113.2	43.591		232.3	1:57.021							
2		36.292	167.2	40.792	92.0	46.069		231.3	2:03.153	6	38.553	133.2	40.917	96.9	44.368		231.3	2:03.838							
3		36.398	161.9	37.315	109.8	42.902		231.8	1:56.615	7	59.899	103.9	51.616	86.5	Pit In		130.9	3:43.319							
4		36.781	146.3	44.677	105.9	44.624		231.8	2:06.082	8															

77										Aso-Pintos								McLaren 570S GT4							
lap	Sect-1	Speed	Sect-2	Speed	Sect-3	Speed	TopSpeed	laptime	pit	lap	Sect-1	Speed	Sect-2	Speed	Sect-3	Speed	Topspeed	laptime	pit						
1	Pit Out	128.6	37.651	116.3	48.872			2:05.364		4	35.790	165.1	36.597	124.9	42.453		242.2	1:54.840							
2		36.112	169.5	36.583	125.0	42.526		241.6	1:55.221	5	35.739	162.2	36.246	130.4	43.142		244.9	1:55.127							
3		35.640	180.9	41.072	116.6	43.980		244.3	2:00.692	6	40.051	144.8	50.067	105.9	47.272		230.3	2:17.390							

88										Cristovão-Carvalho								McLaren 570S GT4							
lap	Sect-1	Speed	Sect-2	Speed	Sect-3	Speed	TopSpeed	laptime	pit	lap	Sect-1	Speed	Sect-2	Speed	Sect-3	Speed	Topspeed	laptime	pit						
1	Pit Out	126.9	44.557	99.2	51.674			2:19.080		4	35.530	180.6	36.099		42.368		236.8	1:53.997							
2		44.709	127.4	44.243	98.0	47.504		174.8	2:16.456	5	35.698	173.9	36.648		42.023		247.1	1:54.369							
3		35.845	175.9	36.052	124.5	42.458		240.5	1:54.355	6	38.966	123.1	47.797		Pit In		238.9	3:26.560							

90										Andrius Zemaitis								Porsche Cayman GT4							
lap	Sect-1	Speed	Sect-2	Speed	Sect-3	Speed	TopSpeed	laptime	pit	lap	Sect-1	Speed	Sect-2	Speed	Sect-3	Speed	Topspeed	laptime	pit						
1	Pit Out	147.9	39.692	100.2	44.897			2:08.336		3	36.893	174.8	40.011	102.3	Pit In		234.8	2:13.906							
2		37.528	179.7	37.914	123.1	43.638		236.8	1:59.080	4								10:09.312							

99										Coimbra-Silva								Hyundai Elantra							
lap	Sect-1	Speed	Sect-2	Speed	Sect-3	Speed	TopSpeed	laptime	pit	lap	Sect-1	Speed	Sect-2	Speed	Sect-3	Speed	Topspeed	laptime	pit						
1	Pit Out	157.7	43.957	82.7	45.443			2:12.098		5	37.086	165.9	37.568	103.8	43.218		234.3	1:57.872							
2		38.087	160.2	37.982	108.2	46.116		229.8	2:02.185	6	37.185	175.0	37.791	101.1	42.559		228.8	1:57.535							
3		37.477	162.7	38.467	96.4	43.507		233.8	1:59.451	7	36.928	159.1	54.241	81.6	48.437		235.3	2:19.606							



## Algarve Summer Party

Autódromo Internacional do Algarve

**CPV / IBERIAN SUPERCARS**

**Laps and Sector Times - QUALIFYING 2 (15MIN.)**

**28 - 31 July 2022**

**Autodromo Internacional Algarve - 4652 mtr.**

4	36.846	172.8	37.736	97.3	42.998	234.3	1:57.580	8	36.657	178.2	38.143	96.9	42.576	232.8	1:57.376
---	--------	-------	--------	------	--------	-------	----------	---	--------	-------	--------	------	--------	-------	----------

113 Chris Hillaby									Porsche 911 Cup										
lap	Sect-1	Speed	Sect-2	Speed	Sect-3	Speed	TopSpeed	laptime	pit	lap	Sect-1	Speed	Sect-2	Speed	Sect-3	Speed	Topspeed	laptime	pit
1	Pit Out	122.6	45.675	87.2	47.294			2:12.219		5	37.858	164.1	38.070	111.2	44.121		245.5	2:00.049	
2	38.682	164.6	37.614	111.1	43.549		248.8	1:59.845		6	37.074	165.1	38.004	107.6	44.012		246.0	1:59.090	
3	36.936	158.6	37.433	114.3	44.423		246.6	1:58.792		7	41.880	115.8	53.202	103.5	44.556		247.7	2:19.638	
4	37.194	160.2	38.054	107.2	44.959		248.3	2:00.207		8									

119 Navarrete-de Andrés									McLaren 570S GT4										
lap	Sect-1	Speed	Sect-2	Speed	Sect-3	Speed	TopSpeed	laptime	pit	lap	Sect-1	Speed	Sect-2	Speed	Sect-3	Speed	Topspeed	laptime	pit
1	Pit Out	174.8	37.146	108.0	42.255			1:56.319		5	35.862	185.2	36.281	115.0	42.261		242.2	1:54.404	
2	35.958	180.3	36.295	117.1	42.385		240.5	1:54.638		6	35.584	182.1	36.189	118.9	42.490		246.0	1:54.263	
3	35.621	200.0	40.194	112.3	42.273		243.2	1:58.088		7	35.865	174.5	36.197	118.2	Pit In		241.6	3:21.101	
4	35.870	182.1	35.989	120.9	42.391		242.7	1:54.250		8									

981 Silva-Bordás									Porsche Cayman GT4										
lap	Sect-1	Speed	Sect-2	Speed	Sect-3	Speed	TopSpeed	laptime	pit	lap	Sect-1	Speed	Sect-2	Speed	Sect-3	Speed	Topspeed	laptime	pit
1	Pit Out	130.9	42.315	96.0	46.790			2:10.982		5	36.977	170.9	37.939	107.0	43.211		231.8	1:58.127	
2	37.337	175.0	37.952	109.0	43.125		232.8	1:58.414		6	36.793	164.1	37.958	104.2	43.020		232.3	1:57.771	
3	37.337	153.0	38.386	93.0	46.227		235.3	2:01.950		7	49.094	78.8	58.728	100.1	43.820		219.1	2:31.642	
4	37.105	166.9	37.608	106.3	43.383		232.8	1:58.096		8									

## Algarve Sun

Autódromo Interna

Heat name : CPV / IBERIAN SUP  
Heat Date : 30 July 2022  
Track name : Autodromo Internac

---

Participants Started : 13 P  
Participants Finished : 8 P  
Participants Not Finished : 5

---

Green flag at : 17:03:21 H  
Finish flag waved at : 17:18:21 H  
Total time under Green : 15:00 T  
Number of cautions : 0 T  
Number of code-60's : 0 T

---

### Best Lap time history during the Heat

#	Nbr	lap time	in lap	Name
1	119	1:54.638	2	Navarrete-de Andrés
2	88	1:54.355	3	Cristovão-Carvalho
3	119	1:54.250	4	Navarrete-de Andrés
4	88	1:53.997	4	Cristovão-Carvalho