



SUPER PROTO GERAL



PERICIA


Posição	Nº	Nome Equipa	Sector 1	Sector 2	Pontos	Tempo	TOTAL	Penal.	TOTAL
1	3	Rui Vieira FPower/Nosso Talho	50	50	47	01:28:63	147	0	150
2	6	Bruno de Sá Team BF Automóveis/RG POWER	50	50	44	01:40:18	144	0	147
3	5	Adriano Santos ASH Team/Euro4x4parts	0	50	50	00:46:56	100	0	144
4	12	João Rebelo Trial Cars/AutoPneus Gasolinas	0	50	38	02:24:38	88	0	141
5	2	Vitor Matos Base Branca 4X4	0	0	41	01:47:03	41	0	138

RESISTENCIA

Posição	Nº	Nome Equipa	Nº Voltas	Penalizações	Pontos
1	3	Rui Vieira FPower/Nosso Talho	7	0	500
2	5	Adriano Santos ASH Team/Euro4x4parts	6	0	475
3	6	Bruno de Sá Team BF Automóveis/RG POWER	4	0	450
4	2	Vitor Matos Base Branca 4X4	3	0	425
5	12	João Rebelo Trial Cars/AutoPneus Gasolinas	0	0	400

RESULTADO FINAL

Posição	Nº	Nome Equipa	Pericia	Resistencia	Penalizaçã	TOTAL	PONTOS
1	3	Rui Vieira FPower/Nosso Talho	150	500	0	650	25
2	5	Adriano Santos ASH Team/Euro4x4parts	144	475	0	619	20
3	6	Bruno de Sá Team BF Automóveis/RG POWER	147	450	0	597	17
4	2	Vitor Matos Base Branca 4X4	138	425	0	563	14
5	12	João Rebelo Trial Cars/AutoPneus Gasolinas	141	400	0	541	12


Luis Pirralho - Diretor de Prova
Lic. Nº DP 3429





SUPER PROTO GASOLINA



PERICIA


Posição	Nº	Nome Equipa	Sector 1	Sector 2	Pontos	Tempo	TOTAL	Penal.	TOTAL
3	5	Adriano Santos ASH Team/Euro4x4parts	0	50	50	00:46:56	100	0	144
4	12	João Rebelo Trial Cars/AutoPneus Gasolinas	0	50	38	02:24:38	88	0	141
5	2	Vitor Matos Base Branca 4X4	0	0	41	01:47:03	41	0	138

RESISTENCIA

Posição	Nº	Nome Equipa	Nº Voltas	Penalização	Pontos
2	5	Adriano Santos ASH Team/Euro4x4parts	6	0	475
4	2	Vitor Matos Base Branca 4X4	3	0	425
5	12	João Rebelo Trial Cars/AutoPneus Gasolinas	0	0	400

RESULTADO FINAL

Posição	Nº	Nome Equipa	Pericia	Resistencia	Penalização	TOTAL	PONTOS
2	5	Adriano Santos ASH Team/Euro4x4parts	144	475	0	619	20
4	2	Vitor Matos Base Branca 4X4	138	425	0	563	14
5	12	João Rebelo Trial Cars/AutoPneus Gasolinas	141	400	0	541	12


Luis Pirraho - Diretor de Prova
Lic. Nº DP 3429



SUPER PROTO DIESEL

PERICIA


Posição	Nº	Nome Equipa	Sector 1	Sector 2	Pontos	Tempo	TOTAL	PENAL.	TOTAL
1	3	Rui Vieira FPower/Nosso Talho	50	50	47	01:28:63	147	0	150
2	6	Bruno de Sá Team BF Automóveis/RG POWER	50	50	44	01:40:18	144	0	147

RESISTENCIA

Posição	Nº	Nome Equipa	Nº Voltas	Penalizações	Pontos
1	3	Rui Vieira FPower/Nosso Talho	7	0	500
3	6	Bruno de Sá Team BF Automóveis/RG POWER	4	0	450

RESULTADO FINAL

Posição	Nº	Nome Equipa	Pericia	Resistencia	Penalizaç	TOTAL	PONTOS
1	3	Rui Vieira FPower/Nosso Talho	150	500	0	650	25
3	6	Bruno de Sá Team BF Automóveis/RG POWER	147	450	0	597	17


Luis Pirralho - Diretor de Prova
Lic. Nº DP 3429






ISET 4x4 Espite

Resistencia

SuperProto Diesel

Espite 0,000 km



Pos	No.	Piloto	Equipa	Navegador	Laps	Diff	Total Tm	Gap
SuperProto								
1	3	Rui Vieira	FPower/ Nosso Talho	Daniel Esteves	7	12 Laps	2:05:08.740	35:02.874
2	6	Bruno de Sá	Team BF Automóveis/RG POWER	Vitor Sa	4	15 Laps	2:12:26.753	44:00.755

Chief of Timing & Scoring

Race Director

Orbits

www.mylaps.com

Licensed to: TTCRONOMETRAGENS

**CISET 4x4 Espite****Sorted on Laps**

Resistencia

Espite 0,000 km

Final

19/05/2019 14:00

SuperProto

Pos	No.	Piloto	Equipa	Navegador	Class	Laps	Total Tm	Diff
1	3	Rui Vieira	FPower/Nosso Talho	Daniel Esteves	SuperProto	7	2:05:08.740	
2	5	Adriano Santos	ASH Team/Euro4x4parts	Elsa Henriques	SuperProto	6	2:05:17.830	1 Lap
3	6	Bruno de Sá	Team BF Automóveis/RG POWER	Vitor Sa	SuperProto	4	2:12:26.753	3 Laps
4	2	Vitor Matos	Base Branca 4X4	Rodrigo Matos	SuperProto	3	55:18.291	4 Laps
5	12	João Rebelo	Trial Cars/AutoPneus Gasolinas	Bruno Pereira	SuperProto		22.260	7 Laps

Margin of Victory**Avg. Speed****Best Lap Tm****Best Speed****Best Lap by**

16 Laps

-

12:39.396

-

3 -

Chief of Timing & Scoring**Orbits****Race Director**www.mylaps.com

Licensed to: TTCRONOMETRAGENS




CISSET 4x4 Espite

Resistencia

SuperProto Gasolina

Espite 0,000 km



Pos	No.	Piloto	Equipa	Navegador	Laps	Diff	Total Tm	Gap
SuperProto								
1	5	Adriano Santos	ASH Team/Euro4x4parts	Elsa Henriques	6	13 Laps	2:05:17.830	34:13.005
2	2	Vitor Matos	Base Branca 4X4	Rodrigo Matos	3	16 Laps	55:18.291	1 Lap
3	12	João Rebelo	Trial Cars/AutoPneus Gasolinas	Bruno Pereira	0	19 Laps	22.260	14.106

Chief of Timing & Scoring

Race Director

Orbits

www.mylaps.com

Licensed to: TTCRONOMETRAGENS



ISET 4x4 Espite

Sorted on Laps


Resistencia

Espite 0,000 km

Final

19/05/2019 14:00

Fun



Pos	No.	Piloto	Equipa	Navegador	Class	Laps	Total Tm	Diff
1	303	Luis Silva	Bichos do Mato	Carlos Grilo	Fun	7	1:30:05.866	
2	305	Manuel Cazalla	Team Goca	Francisco Ocaña	Fun	6	1:31:04.825	1 Lap
3	304	Idelfonso Dominguez	Gib extrem	Antonio Moyano	Fun	3	1:17:17.401	4 Laps
4	302	Emidio Bastos	Revisauto	Rafael Bastos	Fun		8.154	7 Laps

Margin of Victory	Avg. Speed	Best Lap Tm	Best Speed	Best Lap by
13 Laps	-	7:49.330	-	303 -

Chief of Timing & Scoring	Orbits
---------------------------	--------

Race Director

www.mylaps.com

Licensed to: TTCRONOMETRAGENS

**ISET 4x4 Espite****Sorted on Laps**


Resistencia

Espite 0,000 km

Final

19/05/2019 14:00

Promoção



Pos	No.	Piloto	Equipa	Navegador	Class	Laps	Total Tm	Diff
1	201	Emanuel Luz	Repower 4x4	Marco Mateus	Promoção	19	1:33:32.268	
2	204	Fabian Pereira	Gibextream	Dylan Alvez	Promoção	10	1:31:38.468	9 Laps
3	203	Manuel Fitz	Team Zapalito 4x4/Euro4x4parts/Mas	Raquel Cecilia	Promoção	4	1:28:25.998	15 Laps

Margin of Victory

Avg. Speed

Best Lap Tm

Best Speed

Best Lap by

9 Laps

-

3:44.936

-

201 -

Chief of Timing & Scoring

Orbits

Race Director

www.mylaps.com

Licensed to: TTCRONOMETRAGENS

**ISET 4x4 Espite****Sorted on Laps**

Resistencia

Espite 0,000 km

Final

19/05/2019 14:00

Proto

Pos	No.	Piloto	Equipa	Navegador	Class	Laps	Total Tm	Diff
1	107	Bruno Bastos	Exigente TT	Rui Gomes	Proto	8	2:03:49.934	
2	108	Paulo Amaro	Burpizza/LM4/Fragoso & Filhos	Andre Fonseca	Proto	8	2:12:34.596	8:44.662
3	103	Domingos Dinis	Alçapões Pt	Mickael Dinis	Proto	5	1:44:14.020	3 Laps
4	105	Angelo Tiago	Team Helder Tiago Offroad	Carlos Cardoso	Proto	2	38:03.424	6 Laps
5	104	Ligia Romão	GSTeamBoop	Luis Silva	Proto	2	1:45:43.133	6 Laps

Margin of Victory**Avg. Speed****Best Lap Tm****Best Speed****Best Lap by**

11 Laps

-

8:29.811

-

108 -

Chief of Timing & Scoring**Orbits****Race Director**www.mylaps.com

Licensed to: TTCRONOMETRAGENS