

# Rally Serras de Fafe – Felgueiras Cabreira e Boticas 11<sup>th</sup> – 13<sup>th</sup> March 2022



Date:	<b>08.03.2022</b> Wednesday, 09 March 2022	Time:	<b>18:00 (GMT)</b>
Subject:	<b>Bulletin No. 02</b>	Document No.:	<b>1.2</b>
From:	Clerk of the Course		
To:	All Competitors		
Number of pages: 5		Attachments:	[4]

**Approved by the FIA 08.03.2022**

## Clarification to Art. 37.8 of V1 – Regional Rally Sporting Regulations.

### 37.8 ATTRIBUTION OF START POSITIONS

The following drivers will be eligible to choose their start position for the rally according to their classification in the Qualifying stage:

- The top 15 of the Qualifying Stage;
- The FIA priority drivers;
- The top 15 of the European Rally Championship of the previous season;
- The top 15 of the European Rally Championship of the current season;
- Any driver selected by the FIA and notified by the Stewards no later than one hour before the start of the qualifying stage.

**37.8.1** The fastest eligible driver will choose his position first, then the second, followed by the third etc.

**37.8.2** Eligible drivers will be able to choose a position between 1st and the number of eligible drivers (e.g. if 23 drivers are eligible for the choice, they will be able to choose between 1st and 23rd position). All other competitors who have run the Qualifying stage will be seeded in the start list according to their classification.

## 2 Supplementary Regulations

### Art. 2.5, 2.6 and 2.7 changes as below

#### 2.5 Stewards of the Meeting

Stewards Secretary	Maribel Cascão	PRT	AD PT 22/1888
--------------------	----------------	-----	---------------

#### 2.6 Delegates and Observers

FIA Deputy Safety Delegate	Nicolas Klinger		
----------------------------	-----------------	--	--

FPAK Observer	José Lopes	PRT	CDA PT 22/0009
FPAK Medical Delegate	Dr. João Pedro Marcelino	PRT	MC PT 22/0054
FPAK Environment Delegate	Rodolfo Rocha	PRT	CA PT 22/0078

# Rally Serras de Fafe – Felgueiras

## Cabreira e Boticas

11<sup>th</sup> – 13<sup>th</sup> March 2022

2.7

### Senior Officials



Clerk of the Course	Ricardo Coelho	PRT	DPI PT 22/1388
Clerk of the Course Deputies	Paulo Machado	PRT	DP PT 22/1324
	Nuno Jorge	PRT	DPI PT 22/0085
Event Secretary	Rui Guimarães	PRT	CDA PT 22/1330
Secretary	Joaquina Cruz	PRT	CDB PT 22/1314
Chief Safety Officer	Carlos Cruz	PRT	DPI PT 22/1384
Deputy Safety Officer	Nuno Santos	PRT	
	TBA		TBA
Chief Scrutineer	João Macedo	PRT	CTC PT 22/0896
Scrutineers	Miguel Batouxas	PRT	CTC PT 22/2139
	Pedro Cortez	PRT	CTC PT 22/0083
	Carlos Correia	PRT	CT PT 22/0515
	Rui Vieira	PRT	
	Nuno Esteves	PRT	CT PT 22/0239
	Jorge Albuquerque	PRT	CTE PT 22/1471
	Francisco Macedo	PRT	CT PT 22/0900
	José Ferreira	PRT	CT PT 22/0897
	Tiago Ferreira	PRT	CT PT 22/0908
	Pedro Apóstolo	PRT	
	Ricardo Faria	PRT	CT PT 22/2000
	Tiago Inteiro	PRT	CT PT 22/2439
	Luís Marques	PRT	CT PT 22/1019
	Rui Silva	PRT	
	Isabel Figueiredo	PRT	CTE PT 22/1760
Competitors Relations Officers	Gonçalo Manahu	PRT	CDE PT 22/1300
	António Rito	PRT	CDA PT 22/0058
Press Responsible (Foreign press)	Adalberto Ramos	PRT	-----
Press Responsible (Nacional press)	Pedro Gil Vasconcelos	PRT	-----
Chief Doctor	Dr Hugo Rios	PRT	MC PT 22/1024
Covid-19 Coordinator	Bruno Gonçalves	PRT	AD PT 22/2138
Stage Commanders Officers	José Galeiras	PRT	DP PT 22/1624
	Hélder Araújo	PRT	CDA PT 22/1890
	Vitor Carvalho	PRT	CDB PT 22/1337
	Jorge Ferreira	PRT	DP PT 22/1305
Reconnaissance Responsible	Ricardo Coelho	PRT	DPI PT 22/1388
Parc Fermé Responsible	Pedro Barroso	PRT	CCP PT 22/1326
Prize Giving Coordinator	Luísa Borges	PRT	C PT 22/1315
Control Teams Coordinator	António Moutinho	PRT	CDA PT 22/1338
Timing Coordinator	Paulo Machado	PRT	DP PT 22/1324
Results Coordinator	João Lourenço	PRT	CCP PT 22/1304
Rally Results Responsible:	Cronobandeira, Lda. SAS Status Awareness Systems		

# Rally Serras de Fafe – Felgueiras Cabreira e Boticas 11<sup>th</sup> – 13<sup>th</sup> March 2022



## .... 3.2 Programme during Rally Week

Wednesday, March 9 <sup>th</sup>		
16:30 to 19:30	Administrative Checks (sign-in) documents, materials and GPS Tracker distribution. Material and documents delivery – Including Roadbook	HQ - Pavilhão Multiusos
Thursday, March 10 <sup>th</sup>		
21:00	Safety Briefing for all Competitors - mandatory	Rally HQ
Thursday 19:00 to Friday 24:00	Scrutineering, marking and sealing.	Garagem Maia-FAFE
Friday, March 11 <sup>th</sup>		
20:30	Entrance closure for Section 1 Pre-start park	

## 10 ADMINISTRATIVE CHECKS

### 10.2 Place and Schedule

At Rally Secretariat - HQ Pavilhão Multiusos – Wednesday March 9th 16:30 to 19:30

#### Timetable for Administrative Checks

Starting Time	Competitors
16:30	37, 39, 25
16:40	10, 26, 40
16:50	17, 19, 51
17:00	8, 21, 22
17:10	23, 28, 42
17:20	3, 11, 43
17:30	34,35,52
17:40	4, 27, 41
17:50	12, 24, 30
18:00	2,29, 32
18:10	38, 53, 54
18:20	9, 36, 46
18:30	7, 15, 20
18:40	18, 31, 33, 45
19:00	1, 6, 14, 47
19:15	16, 44, 49, 50

# Rally Serras de Fafe – Felgueiras Cabreira e Boticas 11<sup>th</sup> – 13<sup>th</sup> March 2022



## 11 SCRUTINEERING SEALING AND MARKING

### 11.1 Scrutineering – Venue and Schedule

From Thursday, March 10<sup>th</sup> 2022 19:00 to 24:00

Garagem Maia – Rua das Cavadas 118 – Fafe

GPS: 41° 26.940`N 8° 9.804`W

Timetable for Scrutineering

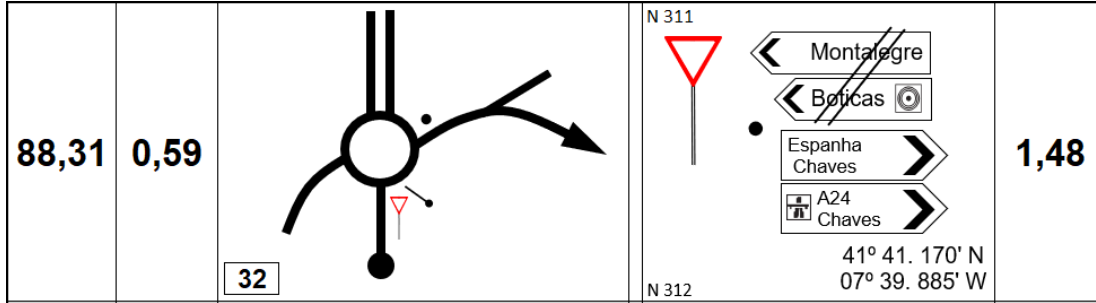
#	Starting Time	#	Starting Time	#	Starting Time
1	19:00	14	20:34	40	22:12
2	19:02	39	20:39	24	22:16
3	19:04	49	20:48	25	22:21
33	19:13	15	20:52	26	22:26
34	19:24	16	20:57	41	22:31
4	19:28	17	21:02	42	22:40
6	19:33	50	21:07	27	22:44
7	19:38	51	21:16	28	22:49
35	19:41	18	21:20	29	22:54
36	19:52	19	21:25	43	22:59
8	19:56	20	21:30	44	23:08
9	20:01	52	21:35	30	23:12
10	20:06	53	21:44	31	23:17
37	20:11	21	21:48	32	23:22
38	20:20	22	21:53	45	23:27
11	20:24	23	21:58	46	23:36
12	20:29	54	22:03	47	23:40

# Rally Serras de Fafe – Felgueiras Cabreira e Boticas 11<sup>th</sup> – 13<sup>th</sup> March 2022



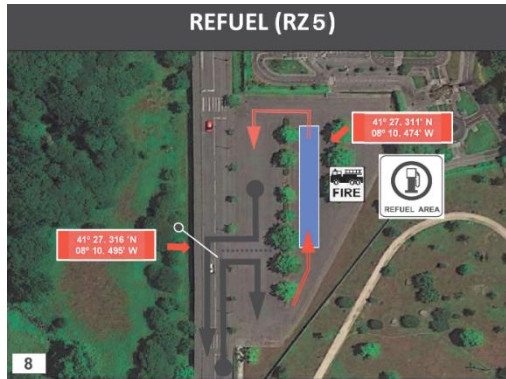
## Road Book Updates

Road Book Saturday is updated as follows: Sections 2 – 3, Page 9, Figure 32

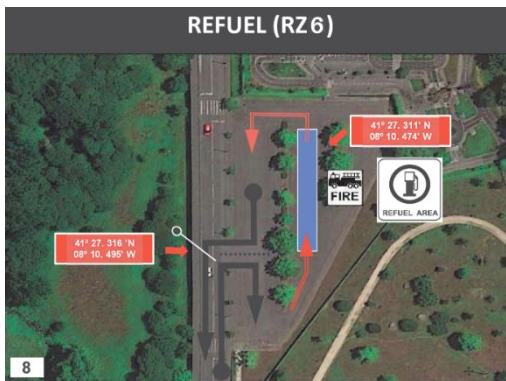


Road Book Sunday is updated as follows:

Sections 4 / 5, Page 4, Figure 8



Section 5, Page 58, Figure 8 (eight)



The Clerk of the Course

Ricardo Coelho

# Rally Serras de Fafe – Felgueiras Cabreira e Boticas 11<sup>th</sup> – 13<sup>th</sup> March 2022



## Appendix 1 – Itinerary Updates

Itinerary is updated as below (changes **highlighted in green**)

Friday

### Rally Serras de Fafe - Felgueiras - Cabreira e Boticas

#### FIA European Rally Championship

Free Practice / Qualifying							Friday 11.03.2022	
TC/SS	Location	SS Dist	Liaison Dist	Total Dist.	Target time	1st Car		
FP	<b>Start - Start of Free Practice</b>						<b>13:00</b>	Qualifying
FREE PRACTICE CLOSSES AT <b>14:30</b>								
TC/QS	Service OUT to QS TC			19,89				
	<b>Refuel</b>		<b>19,89</b>	<b>19,89</b>				
	<b>Distance to next Refuel</b>	<b>3,04</b>	<b>17,09</b>	<b>20,13</b>				
TC/QS	QS <b>Qualifying Stage - Lagoa</b>	<b>3,04</b>				14:57		
QPF	Parc Fermé IN (Early C check In permitted)		17,09	20,13	00:50	15:50		
Start Order Selection at Pavilhão Multiusos							<b>18:00</b>	

Shakedown							Friday 11.03.2022
TC/SS	Location	SS Dist	Liaison Dist	Total Dist.	Target time	1st Car	
	Service OUT			0			Shakedown
	Shakedown Start		19,93	19,93		<b>16:30/18:30</b>	
SD	Monte	3,04					
	Parc Fermé IN (Early C check In permitted)		17,09	20,13			
Totals		3,04	37,02	40,06			

### Rally Serras de Fafe - Felgueiras - Cabreira e Boticas

#### FIA European Rally Championship

Start (Section 1) - (Sunrise: 06:52, Sunset: 18:33)							Friday 11.03.2022
TC/SS	Location	SS Dist	Liaison Dist	Total Dist.	Target time	1st Car	
0	Start - Rua Angelo Medon					21:03	SECTION 1
SSS1	<b>Fafe SSS1</b>	<b>1,43</b>			<b>00:05</b>	<b>21:08</b>	
1A	Parc Fermé - Parque da Cidade -Parque frente ao Multiusos		0,41	1,94	00:10	21:18	
Friday Totals		1,43	0,41	1,94			

# Rally Serras de Fafe – Felgueiras

## Cabreira e Boticas

11<sup>th</sup> – 13<sup>th</sup> March 2022

Saturday



### Rally Serras de Fafe - Felgueiras - Cabreira e Boticas

#### FIA European Rally Championship

Start (Section 2) - (Sunrise: 06:50, Sunset: 18:34)		Saturday 12.03.2022				
TC/SS	Location	SS Dist	Liaison Dist	Total Dist	Target time	1st Car
1B	Start - Parque da Cidade - Parqur frente ao Multiusos					07:20
1C	Service IN		1,25	1,25	00:07	07:27
<b>Service A - Fafe</b>			1,25	1,25	00:15	
1E	Service OUT Fafe - Parque Estacionamento Escola transitio		1,3	1,3		07:42
RZ1	<b>Refuel</b>	<b>1,47</b>	<b>2,98</b>	<b>4,45</b>		
	<b>Distance to next Refuel</b>	<b>15,05</b>	<b>98,21</b>	<b>113,26</b>		
2	MR		88,49	88,49	01:15	08:57
SS2	<b>Boticas 1</b> Boticas (Central Camionagem)	<b>15,05</b>	9,72	24,77	<b>00:03</b>	<b>09:00</b>
RZ2	<b>Remote Refuel</b>	<b>15,05</b>	<b>98,21</b>	<b>113,26</b>		
	<b>Distance to next Refuel</b>	<b>39,63</b>	<b>108,14</b>	<b>147,77</b>		
3	MR		36,66	36,66	01:14	10:14
SS3	<b>Cabeceiras de Basto 1</b>	<b>10,84</b>			<b>00:03</b>	<b>10:17</b>
4	MR		31,99	42,83	01:00	11:17
SS4	<b>Vieira do Minho 1</b>	<b>16,93</b>			<b>00:03</b>	<b>11:20</b>
5	MR		23,79	40,72	00:57	12:17
SS5	<b>Luilhas 1</b>	<b>11,86</b>			<b>00:03</b>	<b>12:20</b>
5A	Regroup IN - Praça Martires Fascismo (Feira Velha)		13,54	25,40	00:39	12:59
5B	Regroup OUT				00:15	13:14
5C	Service IN		0,86	0,86	00:07	13:21
<b>Service B - Fafe</b>		<b>54,68</b>	<b>206,35</b>	<b>261,03</b>	<b>00:30</b>	
5D	Service OUT Fafe - Parque Estacionamento Escola transitio		1,30	1,30		13:51
RZ3	<b>Refuel</b>	<b>39,63</b>	<b>108,14</b>	<b>147,77</b>		
	<b>Distance to next Refuel</b>	<b>15,05</b>	<b>98,21</b>	<b>113,26</b>		
6	MR		88,49	88,49	01:15	15:06
SS6	<b>Boticas 2</b> Boticas (Central Camionagem)	<b>15,05</b>	9,72	24,77	<b>00:03</b>	<b>15:09</b>
RZ4	<b>Remote Refuel</b>	<b>15,05</b>	<b>98,21</b>	<b>113,26</b>		
	<b>Distance to next Refuel</b>	<b>39,63</b>	<b>111,01</b>	<b>150,64</b>		
7	MR		36,66	36,66	01:14	16:23
SS7	<b>Cabeceiras de Basto 2</b>	<b>10,84</b>			<b>00:03</b>	<b>16:26</b>
8	MR		31,99	42,83	01:00	17:26
SS8	<b>Vieira do Minho 2</b>	<b>16,93</b>			<b>00:03</b>	<b>17:29</b>
9	MR		23,79	40,72	00:57	18:26
SS9	<b>Luilhas 2</b>	<b>11,86</b>			<b>00:03</b>	<b>18:29</b>
9A	Parc Fermé & Technical Zone IN -Pr. Martires do Fascismo		13,54	25,40	00:39	19:08
9B	Parc Fermé & Technical Zone OUT				00:10	19:18
9C	Flexi-Service IN		0,86	0,86	00:07	19:25
<b>Service C - Fafe</b>		<b>54,68</b>	<b>206,35</b>	<b>261,03</b>	<b>00:45</b>	
9D	Flexi Service OUT					20:10
9E	Parc Fermé - Praça Martires do Facismo (Feira Velha)		2,01	2,01	00:15	20:25
Saturday Totals			109,36	415,83	525,19	
<b>For all classified cars (except re - starting) TC 9E closes at 24:00</b>						

SECTION 2

SECTION 3

# Rally Serras de Fafe – Felgueiras

## Cabreira e Boticas

11<sup>th</sup> – 13<sup>th</sup> March 2022

Sunday



Rally Serras de Fafe - Felgueiras - Cabreira e Boticas

FIA European Rally Championship

Start (Section 4) - (Sunrise: 06:48, Sunset: 18:35)							Sunday 13.03.2022	
TC/SS	Location	SS Dist	Liaison Dist	Total Dist	Target time	1st Car		
9F	Parc Fermé - Praça Martíres do Facismo (Feira Velha)					07:15		
9G	Service IN		0,86	0,86	00:07	07:22		
<b>Service D - Fafe</b>			<b>2,87</b>	<b>2,87</b>	<b>00:15</b>	<b>07:37</b>		
9H	Service OUT							
	Fafe - Parque Estacionamento Escola transitio		1,3	1,3				
<b>RZ5</b>	<b>Refuel</b>	<b>36,93</b>	<b>111,01</b>	<b>150,64</b>				
	<b>Distance to next Refuel</b>	<b>42,71</b>	<b>76,24</b>	<b>118,95</b>				
10	MR		14,05	14,05	00:28	08:05		
SS10	Montim 1	8,73			00:03	08:08		
11	MR		12,52	21,25	00:29	08:37		
SS11	Seixoso 1	9,97			00:03	08:40		
12	M614		13,07	23,04	00:32	09:12		
SS12	Sta Quitéria 1	9,18			00:03	09:15		
13	MR		22,44	31,62	00:45	10:00		
SS13	Lameirinha 1	14,83			00:08	10:08		
13A	Regroup IN - Praça Martíres Fascismo (Feira Velha)		12,00	26,83	00:40	10:48		
13B	Regroup OUT				00:24	11:12		
13C	Service IN		0,86	0,86	00:07	11:19		
<b>Service E - Fafe</b>			<b>42,71</b>	<b>76,24</b>	<b>118,95</b>	<b>00:30</b>		
13D	Service OUT					11:49		
	Fafe - Parque Estacionamento Escola transitio		1,30	1,30				
<b>RZ6</b>	<b>Refuel</b>	<b>42,71</b>	<b>76,24</b>	<b>118,95</b>				
	<b>Distance to next Refuel</b>	<b>27,88</b>	<b>56,92</b>	<b>84,8</b>				
14	MR		14,05	14,05	00:28	12:17		
SS14	Montim 2	8,73			00:03	12:20		
15	MR		12,52	21,25	00:29	12:49		
SS15	Seixoso 2	9,97			00:03	12:52		
16	M614		13,07	23,04	00:32	13:24		
SS16	Sta Quitéria 2	9,18			00:03	13:27		
16A	Regroup IN - Praça Martíres Fascismo (Feira Velha)		16,65	25,83	00:36	14:03		
16B	Regroup OUT				00:36	14:39		
	Fafe - Parque Estacionamento Escola transitio		0,63	0,63				
<b>RZ7</b>	<b>Refuel</b>	<b>27,88</b>	<b>56,92</b>	<b>84,80</b>				
	<b>Distance to next Refuel</b>	<b>14,83</b>	<b>23,04</b>	<b>37,87</b>				
17	MR		11,04	11,04	00:26	15:05		
SS17	Lameirinha 2 "Power Stage"	14,83			00:03	15:08		
17A	Parc Fermé - Pr. Martires do Fascismo (Feira Velha)		12,00	26,83	00:39	15:47		
<b>Sunday Totals</b>		<b>85,42</b>	<b>158,36</b>	<b>243,78</b>				

Totals of the Rally					
	SS	Liaison	Total	%	
Friday 11.03.2022					
1st Section	Total	1,43	0,41	1,94	73,70%
Saturday 12.03.2022					
2nd/ 3rd Sections	Total	109,36	415,83	525,19	20,90%
Sunday 13.03.2022					
4th /5th/6th Sections	Total	85,42	158,36	243,78	35,10%
<b>Grand Total - 17SS</b>		<b>196,21</b>	<b>574,60</b>	<b>770,91</b>	<b>25,40%</b>



# Rally Serras de Fafe – Felgueiras Cabreira e Boticas 11<sup>th</sup> – 13<sup>th</sup> March 2022



## Appendix 2 Reconnaissance Updates

**Reconnaissance is updated as follows:**

Competitors will be divided in two series:

**Series 1 – Competitors 1 to ~~30~~ 35**

**Series 2 – Competitors 31 to ~~68~~ last**

The series 1 Competitors will start Recce by Road Book Recce 1 and after that will continue Recce with Road Book Recce 2

The series 2 Competitors will start Recce by Road Book Recce 2 and after that will continue Recce with Road Book Recce 1

# Rally Serras de Fafe – Felgueiras Cabreira e Boticas 11<sup>th</sup> – 13<sup>th</sup> March 2022



## Appendix 6 – GPS Tracking System Update

The Appendix 6 – GPS Tracking Systems is updated to the information below:

### Appendix 6.1 – GPS Tracking System collection and deposit against damage or loss

#### GPS Tracking System's Collection:

Both GPS Tracking System collection will be made at Administrative Checks.

#### Deposit's payment:

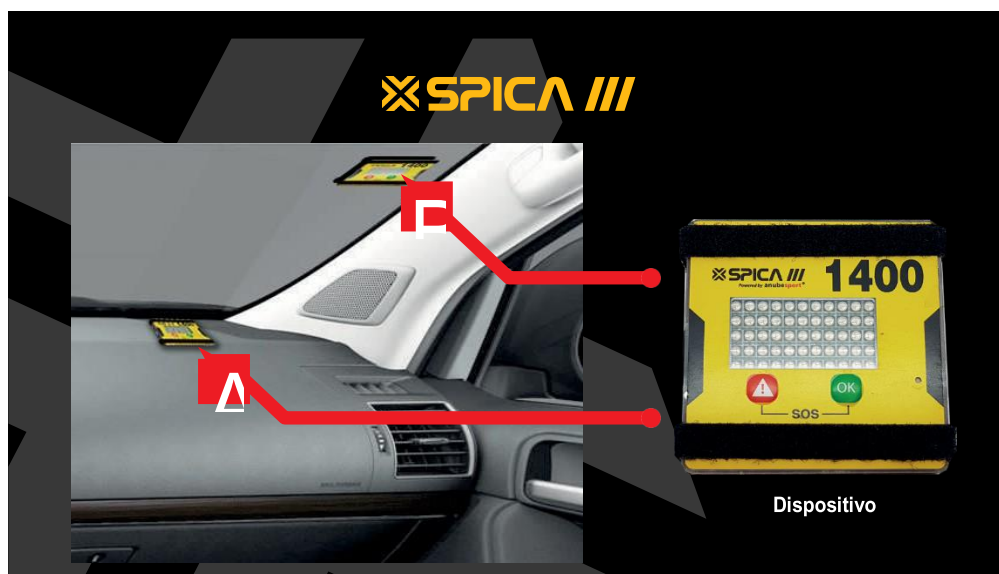
To collect the GPS Tracking Systems, from **SAS** (for the Rally) Competitors must leave a deposit of **1.200,00 € for SAS**.

**These values must be paid in cash or by blocking the amount(s) on a valid credit card.**

**Nor bank checks nor debit cards will be accepted.**

### Appendix 6.2 Reconnaissance Tracking

The Reconnaissance Tracking System will be supplied by **anubespport** and the installation and user manual is as follows:



# Rally Serras de Fafe – Felgueiras

## Cabreira e Boticas

11<sup>th</sup> – 13<sup>th</sup> March 2022

### RECONHECIMENTOS



**SPICA ///**

### RECONNAISSANCE



**SPICA ///**

O GPS será colocado com velcro no **painel (A)** ou no **vidro frontal (B)**.

No início da seção, o GPS emite um bip e mostra na tela led o limite máximo de velocidade permitido.

Se esta velocidade for ultrapassada, o GPS emite vários bipes e os leds piscam na velocidade máxima

Ao final do trecho, emite um bip e desliga a velocidade máxima da tela de LED.

The GPS must be placed using velcro strips on the **dashboard (A)** or on the **front glass (B)**.

At the start of the section, GPS beeps and shows on the screen the maximum speed limit allowed.

If this speed is exceeded, the device beeps several times and the LEDs flash with the maximum speed.

At the end of the section, it emits a beep and turns off the maximum speed of the LED screen.



# Rally Serras de Fafe – Felgueiras Cabreira e Boticas 11<sup>th</sup> – 13<sup>th</sup> March 2022



## Appendix 6.3 Rally Tracking

The Rally Tracking System will be supplied by **SAS Status Awareness System** and the installation and user manual is as follows:

### SAS Fitting Kit Manual – RALLY CAR

#### Welcome

This manual is provided as a guide for the installation of the SAS Tracking System Kit, for competition vehicles only. Care should be taken when considering the location of components with regard to electrical cabling and fire suppression systems already installed in the vehicle. Please check always that the components of your kit are as requested.

#### Table of Contents

1. Tracking Unit Kit Components .....	3
2. Power Supply .....	3
3. Connection Diagram.....	3
4. Tracking Unit Dimensions .....	4
5. Tracking Unit Mounting .....	5
6. Antenna Installation.....	6
6.1 External Antenna Installation .....	7
6.2 Internal Antenna Installation .....	8
7. Contact.....	8

# Rally Serras de Fafe – Felgueiras

## Cabreira e Boticas

11<sup>th</sup> – 13<sup>th</sup> March 2022



### 1. Tracking Unit Kit Components & Steps

---

The Tracking System Kit includes:

- SAS Tracking Installation and Fitting Kit Instruction Sheet;
- 3-in-1 antenna with leads;
- Internal radio antenna with lead;
- 6 – 24v wiring loom with plug;
- Mount, to be bolted to tunnel;
- Adjustable mount connector/knuckle.



(Contents may differ slightly to image shown)

SAS tracking system fitment steps:

1. Mount SAS tracker;
2. Fit external & internal antennas, running leads to the SAS tracker;
3. Fit wiring loom, ensuring that a solid 9 to 28 volts is supplied;
4. Connect all antenna connections, make sure they are tight using an 8mm spanner;
5. Apply power.

### 2. Power Supply

---

SAS tracking system requires a reliable power supply from 9 to 28 volts DC. We recommend a 5 amp (Max) blade type or similar quality fuse is used at the battery supply end of the SAS tracking system power lead.

Zero volts or battery negative can be picked up at any suitable earthing point providing the isolation switch does not switch the negative side of the battery.

The SAS tracking system unit has an internal battery that is kept charged via the car's power supply. It acts as a reserve supply to power the unit in the case of an accident where a car's power supply is interrupted (e.g. car battery smashed or dislodged).

**Note: The tracking device should only be powered once it is placed in its final position in the vehicle; this ensures accelerometers are calibrated correctly.**

# Rally Serras de Fafe – Felgueiras

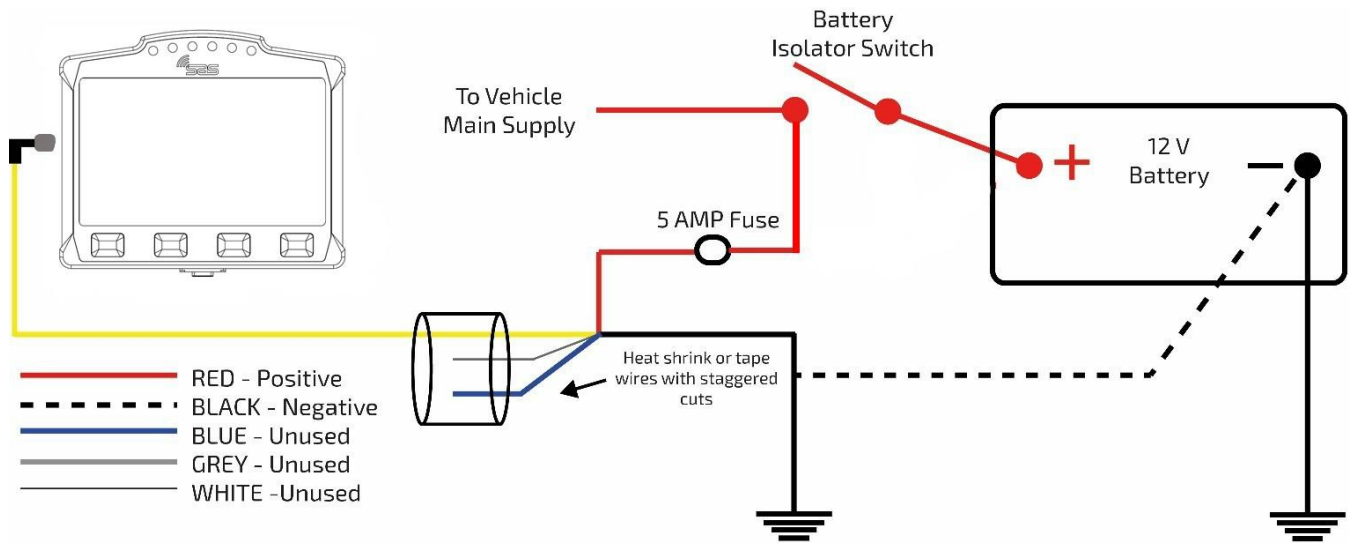


## Cabreira e Boticas

11<sup>th</sup> – 13<sup>th</sup> March 2022

### 3. Connection Diagram

The 6-24v wiring loom, includes five wires. The white blue and grey wires must be stagger cut and heatshrunk or taped back so they cannot short to ground or to each other. Red and black are used as follows:

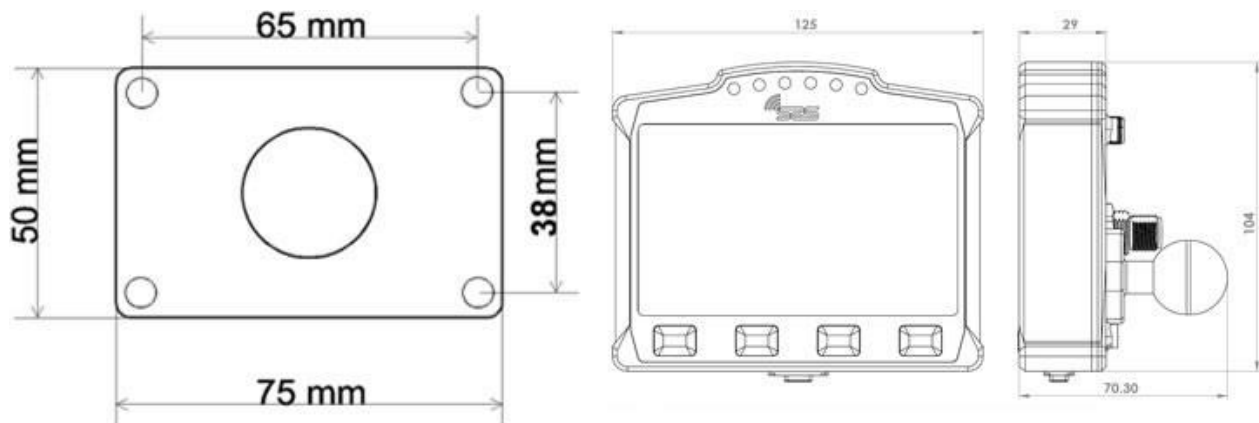


RALLYSAFE 12V WIRING DIAGRAM

During installation, the wiring loom should be routed away from the engine compartment, Ignition or Alternator wiring.

300 mm of Power Supply Wiring Loom is required to be available for connection to the SAS Tracker Unit at the mounted position.

### 4. Tracking Unit Dimensions



# Rally Serras de Fafe – Felgueiras

## Cabreira e Boticas

11<sup>th</sup> – 13<sup>th</sup> March 2022



### 5. Tracking Unit Mounting

---

The preferred location and mounting for the SAS tracking system unit is a RAM style 50mm x 75mm flatbase with ball, bolted through the tunnel with four **M6** Bolts.

It should be in a central, protected location on the central tunnel in front of the seats and both easily visible and accessible by both the driver and co-driver/nav.

Care should be taken when considering the location of the Mounting Point with regard to electrical cabling and fire suppression systems installed in the vehicle.

Photographs of mounting and positioning can be seen in Fig.1 and Fig.2 respectively.

Alternatively, the SAS tracking system unit can be mounted in a central protected location on the vehicle dashboard that is easily visible and accessible by both the driver and co-driver.

Mounting is a Ram style 50mm x 75mm flat base with ball, bolted with four **M6** bolts through the dashboard and a compulsory 3mm backing plate measuring no less than 145mm x 120mm




Figure 1. 25mm rubber ball securely attached to the tunnel

# Rally Serras de Fafe – Felgueiras Cabreira e Boticas 11<sup>th</sup> – 13<sup>th</sup> March 2022



Figure 2. The SAS tracking unit mounted onto the 25mm rubber ball mount and connected through the RallySafe connector



# Rally Serras de Fafe – Felgueiras

## Cabreira e Boticas

### 11<sup>th</sup> – 13<sup>th</sup> March 2022



## 6. Antenna Installation

---

All leads on both external and internal antennas must run on the inside of all roll cage bars. This is to stop cable crushing on impact.

Antenna must not be mounted within 200 mm of any high frequency antenna's or cabling

The preferred route is to go down from the antenna, underneath the closest part of the roll cage (roof cross or main hoop), follow that along to the roof hoop, then go down the inside A pillar to the unit. Please allow 200mm clearance of high frequency antenna or cabling

Any excess cable must be run so that the cable is not bent any tighter than a 100mm radius. We recommend running it across the underside of the dash and back (do not coil in tight loops).

Cables must be tied neatly along the whole installation all the way to the unit so they can't be accidently caught or dislodged.

All this will be checked at scrutineering and you may be required to fix it before your car can pass.

**Note: All antenna connections need to be firmly tightened with an 8mm spanner.**

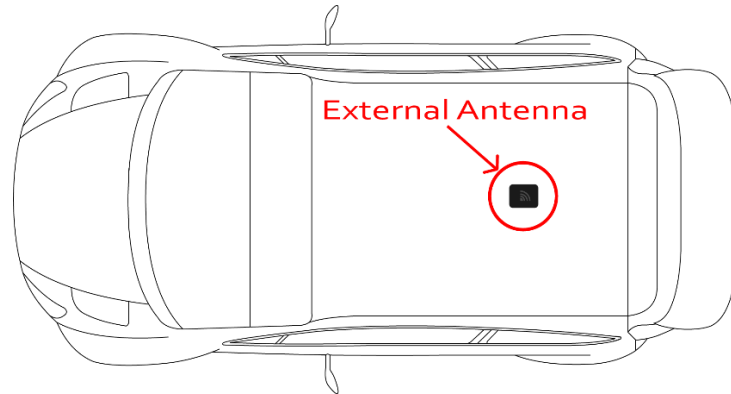
### 6.1. External Antenna

---

The antenna is mounted through a 12mm hole in a central location on the ROOF of the vehicle, rear of the main roll bar hoop, allowing the cabling to pass through the roof and follow the cage bars back to the unit location. The antenna is a fully watertight unit, which seals against the roof surface.



# Rally Serras de Fafe – Felgueiras Cabreira e Boticas 11<sup>th</sup> – 13<sup>th</sup> March 2022




Antenna leads are connected as follows (There may be variations with the type and number of leads).

1. The 2 WiFi leads, colour-coded **Blue**, is connected to the terminal labelled "WiFi" on the SAS unit (Right Hand Thread). Terminals are located of the rear of the unit and/or colour-coded Blue.
2. The Satellite Communication antenna lead is connected to the centre or rear terminal labelled "IRI" (Left Hand Thread). It may also be colour-coded **Yellow** (this may be not marked on the 2-in-1 antenna).
3. The GPS antenna lead labelled "GPS", is connected to the terminal labelled "GPS" on the SAS unit (Right Hand Thread). Terminals may be on the side or rear of the unit and/or colour-coded **Green**.
4. GSM, has a small stick antenna supplied with the SAS unit, and is connected to corresponding terminal labelled "GSM" on the SAS unit (Left Hand Thread). The terminal is located on the rear of the unit and/or colour-coded **Red**.

## 6.2. Internal Antenna

The Internal Antenna should be placed on the inside of the ROOF in a clear uncluttered area, with a 200mm radius clear of any bar work or solid metal object. The internal antenna has a magnetic base with double- sided tape for adhesion. The cable is then run to the SAS unit. Please keep cable on the inner side of the rollcage pipework so as not to be crushed in the event of an accident.



**Figure 3.** The internal antenna must be at least 200mm away from any roll cage components

# Rally Serras de Fafe – Felgueiras Cabreira e Boticas 11<sup>th</sup> – 13<sup>th</sup> March 2022



## 7. Contact Us

---

For assistance, please contact the RallySafe Support Team by emailing: [support@rallysafe.com.au](mailto:support@rallysafe.com.au)

\*\*Product Disclaimer\*\*

“This manual, the specifications, and the material contained in it, as released by Status Awareness Systems and RallySafe, is for the purpose of information only. Due to continuous ongoing development, information and specifications may change at any time without notice. SAS, and the companies that have contributed to it, shall not be liable for any use of the manual or information supplied.

The material contained in this manual is protected by copyright and other types of Intellectual Property Rights. The commercial exploitation of the material contained in this specification requires a license to such Intellectual Property Rights.

This manual may be utilised or reproduced without any modification, in any form or by any means, for informational purposes only. For any other purpose, no part of the specification may be utilised or reproduced, in any form or by any means, without permission in writing from SAS.

The word RallySafe and the RallySafe logo are registered trademarks”.

# Rally Serras de Fafe – Felgueiras Cabreira e Boticas 11<sup>th</sup> – 13<sup>th</sup> March 2022



## Appendix 8 – Covid-19 Delegate Notes Updates

### Appendix 8 is updated as follows:

FIA Appendix S is no longer mandatory but only recommended.

So, the Organizer will not enforce anything beyond “basics” – masks mandatory in closed spaces and in Service Park, recommended on open spaces, washing hands frequently, keeping social distance.

### **However, the Organizer strongly advise all stakeholders to adhere to FIA Appendix S**

The Organizer will still maintain a Covid-19 Delegate, which is:

Mr. Bruno Gonçalves

Mobile +351 933 263 783

E-mail [covid19@demoporto.com](mailto:covid19@demoporto.com)

He should be contacted for any matters Covid-19 related.

Also, please do confirm Official Travel to Portugal Regulations. Apart from other searches one may do, it is possible to check them [here \(in English\)](#) or [here \(in Portuguese\)](#).

As of **08.03.2022**, presentation of a Covid-19 Vaccine / Recovery Certificate or a negative PCR test taken maximum 72 hours before boarding or a negative antigen test taken maximum 24 hours before boarding is mandatory to enter Portugal.