

SUPPLEMENTARY REGULATIONS



POWERED BY PASSION
20-23/05/2021 AUTOMÓVEL CLUB DE PORTUGAL
RALLYDEPORTUGAL.PT



VODAFONE RALLY DE PORTUGAL

WWW.RALLYDEPORTUGAL.PT

FOLLOW US ON:





O seu negócio
a toda a velocidade

A nossa rede fibra

Com a nossa rede fixa, o seu negócio faz-se de garantias e certezas. A garantia que tem acesso à melhor velocidade e a qualidade comprovada da nossa rede 100% fibra. Mas também de compromisso e de confiança de última geração. Por isso, faça grandes ou pequenos negócios, faça com a Vodafone Business. **Porque um negócio não se faz só de negócios.**

Ready?



vodafone
business



20 May / 23 May 2021

Supplementary Regulations

FIA World Rally Championship for Drivers
FIA World Rally Championship for Co-Drivers
FIA World Rally Championship for Manufacturers
FIA WRC2 Championship for Drivers
FIA WRC2 Championship for Co-Drivers
FIA WRC2 Championship for Teams
FIA WRC3 Championship for Drivers
FIA WRC3 Championship for Co-drivers
FIA Junior WRC Championship for Drivers
FIA Junior WRC Championship for Co-Drivers
Portuguese National Rally Championship
Peugeot Rally Cup Ibérica 2021



TABLE OF CONTENTS

	<u>Page</u>
1. Introduction	3
2. Organisation	3
3. Programme	5
4. Entries	7
5. Insurance	9
6. Advertising and identification	10
7. Tyres	10
8. Fuel	11
9. Reconnaissance	11
10. Administrative checks	13
11. Scrutineering, Sealing and Marking	13
12. Other procedures	14
13. Identification of Officials	18
14. Prizes	19
15. Final Checks	19
Appendix 1 Itinerary	20
Appendix 2 Reconnaissance schedule	24
Appendix 3 Names and photographs of CROs and their itinerary	25
Appendix 4 Decals and positioning of supplementary advertising	26
Appendix 5 Extracts from FIA Appendix L relating to overalls, helmets and any other safety requirements.	27
Appendix 6 FIA Safety Tracking Device – Installation and Operation instructions	28



1. INTRODUCTION

1.1 Announcement

This rally will be run in compliance with the FIA International Sporting Code and its appendices, the 2021 FIA World Rally Championship (WRC) Sporting Regulations, the National Sporting Regulations which comply with the FIA regulations and these Supplementary Regulations.

Modifications, amendments and / or changes to these Supplementary Regulations will be announced only by numbered and dated bulletins (issued by the Organiser or the Stewards).

Additional information will be published in Rally Guide 2 to be issued on Sunday 18 April.

The 2021 FIA WRC Sporting Regulations can be found at
<https://www.fia.com/regulation/category/119>

Should any dispute arise as to the interpretation of the present regulations, only the English version will be binding.

1.2 Road surface

Gravel on all stages except SS 15 (tarmac).

1.3 Itinerary - Overall Special Stages distance and Rally total distance

Overall SS distance: 346,26 km

Rally total distance: 1.528,44 km

2. ORGANISATION

2.1 FIA titles for which the rally counts:

FIA World Rally Championship for Drivers
FIA World Rally Championship for Co-Drivers
FIA World Rally Championship for Manufacturers
FIA WRC2 Championship for Drivers
FIA WRC2 Championship for Co-Drivers
FIA WRC2 Championship for Teams
FIA WRC3 Championship for Drivers
FIA WRC3 Championship for Co-drivers
FIA Junior WRC Championship for Drivers
FIA Junior WRC Championship for Co-Drivers

Others:

Portuguese National Rally Championship
Peugeot Rally Cup Ibérica 2021

2.2 Visa Numbers – FIA and ASN

FIA VISA N°

Issued on:

FPK VISA N° 1060/WRC/2021

Issued on 23/02/2021

2.3 Organiser's name, address and contact details

Automóvel Club de Portugal
Tel: + 351 21 942 91 87
Rua General Humberto Delgado, 3
2685-340 Prior Velho

Fax: + 351 21 942 91 92

Email: acpmotorsport@acp.pt

Web: www.rallydeportugal.pt



2.4 Organisation Committee

Mário Martins da Silva (Chairman)
João Mendes Dias
Luís Pedro Martins
Pedro Machado
Marta Barbosa
Jaime Santos
João Jordão

2.5 Stewards of the Meeting

Chairperson Mr. Iain Campbell (GBR)
FIA Steward TBC
ASN Steward TBC
Secretary: Mrs. Yvonne Gilli (ITA)

2.6 FIA Delegates

FIA Sporting Delegate Mr. Timo Rautiainen (FIN)
FIA Safety Delegate Mrs Michèle Mouton (FRA)
FIA Deputy Safety Delegate Mr. Nicolas Klingler (FRA)
FIA Technical Delegate Mr. Jérôme Toquet (FRA)
FIA Technical Delegate Mr. Karmo Uusmaa (EST)
FIA Assistant Technical Delegate Mr. Emanuele Saglia (ITA)
FIA Assistant Technical Delegate Mr. Daniel Fasano (FRA)
FIA Assistant Technical Delegate Mr. Bruno Martinez (FRA)
FIA Medical Delegate Dr. Cem Boneval (TUR)
FIA Media Delegate Ms. Vera Dussausaye (FRA)

2.7 Senior officials

Clerk of the Course Horácio Rodrigues
Deputy Clerk of the Course Paulo Laginha
Deputy Clerk of the Course José Pedro Borges
Chief Safety Officer Jaime Santos
Deputy Safety Officer Pedro Lopes
Route Manager Orlando Romana
Route Deputy Officer Nuno Santos
General Secretary of the Meeting João Jordão
FIA Officials Relations Mário Martins da Silva
Chief Medical Officer Dra. Isabel Santos
Deputy Chief Medical Officer Dra. Raquel Ramos
Stage Commander Carlos Cruz
Stage Commander Franco da Silva
Stage Commander TAC
Chief Scrutineer Paulo Magalhães
Competitors Relations Officers João Rito
Competitors Relations Officers Pedro Ortigão
Results Co-ordinator TBC
Service Park Co-ordinator João Silva
Parc Fermé Officer Nuno Vieira
Media Relations Officer João Gomes
National Media Officer Lluïsa Torras
Press Accreditations Miguel Fonseca
Helicopter Co-ordinator José Manuel Fonseca
Environmental Coordinator Filipe Patacho
Logistics Maribel Cascão
Diogo Nunes



2.8 HQ location and contact details

Exponor – Feira Internacional do Porto
Avenida Dr. António Macedo, 574 - Leça da Palmeira - 4454-515 Matosinhos
Tel. +351 220 996 030 Fax +351 220 996 027

2.9 Official Notice Board location

During the event, individual and general communication between all Rally Officials (Rally Control/CoC, Rally Secretariat, CRO, Stewards, Technical Staff etc.) and the competitors/crew members will primarily and as far as possible be conducted electronically (Cellphone, Email, Sportity, WhatsApp). For this purpose, each competitor is required to nominate ONE official representative authorized for the purpose of receiving any official notifications, along with the respective contact (cellphone, Email, WhatsApp). This contact must be notified before Monday 10th May 2021

This contact will be used both for general and individual communications. Any confirmation of receipt, if required, must mandatorily also be returned by this contact to the Competitors' Relations Officer (CRO):

PEDRO ORTIGÃO, Phone / WhatsApp: _____ **TBC** _____, email: _____ **TBC** _____.

As provided for in FIA ISC Art. 11.9.4, the Official Notice Board will be the digital notice board, published on the Event website at www.rallydeportugal.pt

There will be no physical official notice board. All competitors will be informed by Email/WhatsApp about the publication of any documents on the digital notice board.

Additionally, rally documents will also be available in the Sportity app (downloadable for iOS devices on Appstore and for Android devices on Google Play): Password is: **WRCprt**

3. PROGRAMME

3.1 BEFORE THE RALLY WEEK

Friday, 15 January 2021		
18.00h	Issuing of Rally Guide 1	Website

Wednesday, 17 March 2021		
	Issuing of Supplementary Regulations	Website
	Entries opening date	http://registrations.fia.com/wrcprt

Tuesday, 20 April 2021		
18.00h	Entries closing date	Rally Office
	Issuing of Rally Guide 2	Website
	Issuing of Road Book and maps	Rally Office /Website

Friday, 30 April 2021		
18.00h	Issuing of Entry List	Website

Tuesday, 04 May 2021		
18.00h	Publication of Media Safety Plan	Website

Friday, 14 May 2021		
09.00h	Service Park opens for WRC teams	Exponor
17.00h	Closing date for FIA fuel order placing	mehmet.basar@total.com
	Closing date for helicopter registration	Rally Office
	Deadline for Service Park special requests	

3.2 RALLY WEEK

Monday, 17 May 2021		
09.00h / 21.00h	Rally Office opening hours Exponor	Exponor / Rally HQ
09.00h	Service Park opens	
15.00h / 21.00h	Reconnaissance registration and collection of reconnaissance GPS tracker for all drivers (<i>schedule to be published</i>)	Accreditation Centre Exponor
	Administrative checks and collection of materials and documents for FIA P3 & P4 and non-priority drivers (<i>schedule to be published</i>)	

Tuesday, 18 May 2021		
08.00h / 20.00h	Rally Office opening hours	Exponor / Rally HQ
08.00h / 20.00h	Reconnaissance – Day 1 (<i>according to schedule</i>)	
08.00h / 12.00h	Administrative checks and collection of materials and documents for P1 and P2 drivers (<i>by appointment</i>)	Rally HQ
14.00h / 20.00h	FIA Rally Tracking Device delivery – SAS Workshop	Exponor
14.00h / 19.00h	Media Centre opens / Media Accreditation Centre opens	

Wednesday, 19 May 2021		
07.00h / 22.00h	Rally Office opening hours	Exponor / Rally HQ
07.30h / 17.00h	Reconnaissance – Day 2 (<i>according to schedule</i>)	
08.00h / 20.00h	Media Centre opens	Exponor
08.00h / 20.00h	Accreditation Centre opens (Low Density Area?)	
08.00h / 13.00h	Scrutineering and Sealing for Manufacturer Entries (<i>schedule to be published</i>)	
	Scrutineering and Sealing for P1 Drivers not entered by a Manufacturer & P2 (<i>schedule to be published</i>)	
15.00h / 23.00h	Technical scrutineering and component sealing for P3 & non-priority drivers (<i>schedule to be published</i>)	
15.00h	Team Managers' meeting (<i>upon invitation by Video Conference</i>)	Rally HQ
17.00h	Photographers' briefing	Media Centre
17.30h	Helicopter pilots' meeting	Rally HQ
17.00h / 21.00h	Return of GPS trackers – SAS Workshop	Service Park
18.00h	Publication of Start List for Shakedown	Virtual N/B
18.30h	Drivers' safety briefing	By Video Conference
21.00h	Pre-Rally Medical briefing	INEM-V.Conde

Thursday, 20 May 2021		
07.30h / 21.00h	Rally Office opening hours	Exponor / Rally HQ
08.00h / 22.00h	Media Centre opens	Exponor
08.00h / 20.00h	Accreditation Centre opens	
09.01h/ 10.30h 10:30h/12:30h 12:30h/ 14.00h	Shakedown	Paredes
	FIA P1 drivers and invited drivers	
	FIA P2, P3 & P4 drivers	
11.00h	Extrication exercise	Exponor
13.00h	FIA Pre-Event Press Conference	Media Centre
15.00h	Publication of the start list for Ceremonial Start	Virtual N/B
16.00h	Publication of the start list for Section 1	
14.00h / 22.00h	Accreditation + Administrative + Media Support Centre	Coimbra
18.00h/ 18.45 18:45h/19.30h 19.30h /20.00h	Rally cars enter Coimbra holding area:	Coimbra
	FIA P1 drivers	
	FIA P2 drivers	
18.45h/19.15h	Autograph session (TBC – Subject to COVID-19 Rules)	Coimbra
20.30h	Ceremonial Start	
20.40h	Parc Férme	

Friday, 21 May 2021		
06.30h / 23.00h	Rally Office opening hours	Exponor / Rally HQ
07.30h / 23.00h	Media Centre opens	Exponor
08.00h / 13.00h	Accreditation Centre opens	
06.50h	Start of section 1	Coimbra
20.00h	End of section 3	Exponor
23.00h	Publication of the Start List for Section 4	Virtual N/B
24.00h	All cars must be returned to Parc Fermé from the 45' Flexi Service	Exponor

Saturday, 22 May 2021		
06.00h / 22.00h	Rally Office opening hours	Exponor / Rally HQ
07.00h / 22.00h	Media Centre opens	Exponor
06.15h	Start of section 4	
19.33h	End of section 5	
21.30h	Publication of the Start List for Section 6	Virtual N/B
24.00h	All cars must be returned to Parc Fermé from the 45' Flexi Service	Exponor

Sunday, 23 May 2021		
05.30h	Rally Office opens	Exponor / Rally HQ
07.00h / 22.00h	Media Centre opens	Exponor
05.45h	Start of section 6	
12.18h	SS21 (Wolf Power Stage)	Fafe
14.20h	End of the rally	Matosinhos
15.45h	Trophies presentation - Podium	
16.30h	Final scrutineering	Exponor
16.30h	FIA Post Event Press Conference	Media Centre
19.00h	Publication of the Provisional Final Classification	Virtual N/B

4. ENTRIES

4.1 Closing date for entries

Tuesday, 20 April 2021 at 18h00 (local time).

4.2 Entry procedure

Those wishing to take part in Vodafone Rally de Portugal 2021 must register and fill in the electronic entry form available at <https://registrations.fia.com/wrcprt> duly completed before the closing date for entries.

The entry will only be accepted if accompanied by the total amount of the entry fee. To be accepted, competitors must send proof of payment of the entry fee by email to the rally secretariat (acpmotorsport@acp.pt) by the closing date of entries.

The following documents must be attached to the same email:

- Photocopies of the competitor, driver and co-driver competition licenses
- Photocopies of the driver and co-driver driving licences
- Photocopies of the driver and co-driver passports or identification
- Photocopies of ASN authorisation, for all foreign competitor and / or drivers
- Photocopy of the first page of the car homologation form for the entered car
- Car insurance cover certificate

WRC Manufacturers & Teams, WRC2 Manufacturers, WRC2 competitors who wish to score points must make their entries by using the standard entry form for their championships available in the FIA application at <https://registrations.fia.com/rally>

Details concerning the co-driver must be sent prior to 14.00hrs of 17th of May 2021.

4.3 Number of competitors accepted and classes.

The maximum number of crews will be 90. If more than 90 entries are received the organiser reserves the right to decide which entries among the non-priority drivers will be accepted.

Cars will be divided in classes (and groups) as indicated in article 12.4 of the 2021 FIA WRC Sporting Regulations.

A national class will be created in the terms of the Article 12.3 of FIA WRC Sporting Regulations 2021 for cars that comply with Appendix J, Art. 253.

4.4 Entry fees / Entry packages

4.4.1 Entry fees

- Manufacturers, other WRC cars and support championships
As per 2021 FIA WRC Sporting Regulations.
- Other Competitors - With the organiser's optional advertising

Legal Competitor	€ 5.000
Private Competitor	€ 4.000
Legal Portuguese Competitor*	€ 3.000
Private Portuguese Competitor*	€ 2.500

* To encourage Portuguese drivers to participate in the Portuguese round of the World Rally Championship, the sponsors of the event will assume the remaining amount of the entry fees to competitors with a Portuguese licence.

Portuguese participants registered in the "Campeonato de Portugal de Ralis 2021" will benefit of an additional discount of € 500.

- Other Competitors - Without the organiser's optional advertising

Legal Competitor	€ 7.000
Private Competitor	€ 5.600
- Other fees

"Reconnaissance Only"	€ 2.000
"Auxiliary Plate" (each)	€ 500

Notes:

- Legal Competitor: crew entered by a person who is not a member of the crew or by any other legal entity;
- Private Competitor: crew entered by a member of the crew;
- Portuguese Competitor: competitor and 1st driver must hold a competitor's/driver's license issued by FPAK (Federação Portuguesa de Automobilismo e Karting)

4.4.2 Entry Packages

- Manufacturers, other WRC cars and support championships
As per 2021 FIA WRC Sporting Regulations, Appendix VI.
- Other Competitors

		Legal entries	Private competitors
Service Park Area		10 x 10m	10 x 10 m
Vehicle Plates	Service Auxiliary	2 1	2 0
Documents	Regulations Rally Guide 1 Rally Guide 2 Road book sets Route maps Programme Results	Rally website Rally website Rally website 3 5 5 Rally website (only)	Rally website Rally website Rally website 2 3 2 Rally website (only)
Passes	Team	8 incl Driver/Co-Driver	6 incl Driver/Co-Driver

4.5 Payment details

All entry fees must be paid by bank transfer, to the following bank account:

- Bank name: BPI – Banco Português de Investimento
- Account N°: 3-2673878.000.006
- Swift Code: BBPIPTPL
- Iban: PT50 0010 0000 2673 8780 0065 7
- NIB: 0010 0000 26738780006 57

Any bank charges incurred must be paid by the competitors in addition to the entry fees. Please ensure that the competitor's name and account holder are included as reference on all bank transfers. Cheques are not accepted.

4.5.1 Information regarding VAT

- Invoices issued to EU and foreign companies, are not subject to VAT (VAT – Reversed charge);
- Invoices issued to Portuguese entities, either companies or individuals resident in Portugal or abroad, are subject to VAT – tax rate of 23%.

4.6 Refunds

Entry fees will be refunded in full only:

- to candidates whose entry has not been accepted
- in the case of the rally not taking place

5. INSURANCE

- 5.1 The organiser provides a third-party liability insurance whose taker is FPAK (Federação Portuguesa de Automobilismo e Karting) with the cover per accident limited to 48.560.000€ in corporal damage or 9.760.000€ in material damage.
- 5.2 Competitors are reminded that only damage caused to third parties by the Organisers and the entered drivers is covered by the insurance policy taken by the Organisation. Injury to the drivers themselves or damage to participating cars is not covered by this insurance.
- 5.3 In case of an accident, the competitor or his representative must notify the Clerk of the Course in writing as quickly as possible and within 24 hours. He must explain the circumstances under which the accident occurred, eventual causes and consequences. Likewise, he must mention the names and addresses of any witnesses. He must also mention the names and addresses of any eventual injured people.
- 5.4 By submitting their entries, the competitors, drivers and car owners waive any claims or rights to pursue action for damages in connection with the event against the organiser.
- 5.5 The service vehicles, even those bearing special plates issued by the Organisers, may never be considered as official participants in the rally. They are therefore not covered by the insurance policy of the rally and remain the sole responsibility of their owner.
- 5.6 The insurance cover will become effective, during the shakedown and then for competitors running within the itinerary of the rally, from the start of the competition element until the end of the rally or the moment of permanent retirement or disqualification. Cars having retired and re-started shall not be considered to have permanently retired.

6. ADVERTISING AND IDENTIFICATION

6.1 Organisers advertising

The organiser's advertising is detailed in Appendix 4 of these regulations.

6.2 Rally plates and Identification numbers

As detailed in Appendix 4 of these regulations.

Identification numbers and rally plates must be affixed to the car for scrutineering and must be visible for the duration of the rally.

6.3 Advertising restrictions

No political, religious, or abusive advertising. Tobacco or tobacco products is forbidden.

7. TYRES

7.1 Tyres specified for use during the rally.

In addition to complying with articles 13, 14 & 15 of the 2021 FIA WRC Sporting Regulations, the following types of tyres are confirmed for use:

Make	List 1 – All WRC – RC1		List 2 – Rally2 – RC2	
	Type	Designation	Type	Designation
Pirelli 2021	First Choice	205/65 – 15 SCORPION KX WRC H Left 205/65 – 15 SCORPION KX WRC H Right	First Choice	205/65 – 15 K4A Reinf Left 205/65 – 15 K4A Reinf Right
	Alt. Choice (8 Tyres)	205/65 – 15 SCORPION KX WRC S Left 205/65 – 15 SCORPION KX WRC S Right	Alt. Choice (8 Tyres)	205/65 – 15 K6A Reinf Left 205/65 – 15 K6A Reinf Right

7.2 Quantity of tyres

Tyres for all drivers must comply with article 15.1 of the 2021 WRC Sporting Regulations.

The maximum quantity of tyres for the entire event will be:

Type of cars	Total for the entire event Excluding Shakedown	Total for the entire event including Shakedown
World Rally Cars - P1	24	28
Junior WRC – P4	TBC	TBC
All other cars	22	26

7.3 Studded tyres

The use of studded tyres is prohibited.

7.4 Tyre marking

Tyre marking zones will be organized

- after TC 0B and TC 3C
- after every Service TC OUT

8. FUEL

All P1, P2, P3 and P4 drivers must use FIA fuel as provided by the FIA appointed supplier (see articles 61 & 62 of the 2021 FIA WRC Sporting Regulations).

For environmental and safety reasons, all competitors must refuel in the designated refuel zones. Refuelling is not allowed in the Service Park (no refuel from cans, drums or similar).

8.1 Ordering procedure and price per litre

Competitors must notify their fuel requirements to the sole supplier at the following address:

Email: mehmet.basar@total.com

Order form is available on www.rallydeportugal.pt under the section Competitors / Forms.

The cost of the fuel including refuel services is €5.60 + VAT per litre, dispensed into rally cars

8.2 Closing date for ordering FIA fuel.

Friday, 14 May 2021.

8.3 Refuel points (FIA fuel)

Shakedown:	RZ00 (Exponor)	41° 11.761'N / 8° 41.369'W
Section 1:	RZ1 (Coimbra)	40° 11.664'N / 8° 24.733'W
Sections 2 & 3:	RZ2 & RZ3 (Arganil)	40° 13.104'N / 8° 3.100'W
	RZ4 (Lousada)	41° 16.029 'N / 8° 17.480'W
Sections 4 & 5:	RZ5 & RZ7 (Exponor)	41° 11.761'N / 8° 41.369'W
	RZ6 & RZ8 (Cabeceiras Basto - airfield)	41° 33,373'N / 7° 59.155'W
Section 6:	RZ9 (Exponor)	41° 11.761'N / 8° 41.369'W
Sections 7:	RZ10 (Fafe)	41° 26.946'N / 8° 10.474'W

8.4 Fuel for non-Priority drivers

Non-Priority drivers may either use:

- FIA fuel, following the same conditions and rules as the Priority Drivers,
- Commercially available pump fuel dispensed directly into the competing car from pumps at filling stations which are marked in the road book.

9. RECONNAISSANCE

9.1 Procedure for registration

The competitor must send in advance, by email, to acpmotorsport@acp.pt a reconnaissance registration form (see website / Rally Guide), duly completed, including details of the reconnaissance car, driver and co-driver names, competitor's accommodation during the rally and team's contact phone and email.

A reconnaissance registration form – available in Rally Guide 2 and at www.rallydeportugal.pt – must be completed before commencing reconnaissance.

For FIA Priority 1 drivers, a team member, duly designated in writing, can collect the materials. The other crews must register in person.

Competitors will be issued with three reconnaissance numbers (that must be fixed to the top right corner of the windscreen & rear side windows) and one windscreen plate.

Should a crew's reconnaissance car be replaced for any reason, the secretariat must be informed of the details of the replacement car.

9.2 Installation of speed control checking devices.

With reference to article 35.4.4 of the 2021 FIA WRC Sporting regulations, all cars must carry recce GPS trackers for speed control during reconnaissance.

Rental costs

- FIA P1, P2, P3 & P4 drivers: 300 €
- Non-Priority drivers: 130 €

The GPS reconnaissance tracking device supplier SAS will only have a contactless payment for the rental of the GPS device. Please see <https://wrc.statusas.com/shop/recce> to process all payments.

Collection

Date and Time: Monday 17 May 2021 / 15.00h – 21.00h

Location: Accreditation Centre (Exponor)

Return

Date and Time: Wednesday 19 May 2021 / 17.00h – 21.00h

Location: SAS truck – Service Park (Exponor)

Device may be collected and returned either by one crew member or a representative.

9.3 Timetable

Reconnaissance will take place according to the schedule in Appendix 2.

9.4 Restrictions

See article 35 of the 2021 FIA WRC Sporting Regulations.

9.4.1 Competitors are permitted a maximum of two passages over each special during reconnaissance. For reconnaissance purposes, all stages run more than once in the rally are considered to be one special stage.

All passages through the special stages will be recorded by the marshals. Timecards will not be used.

9.4.2 Under no circumstances may competitors drive in the opposite direction of the rally traffic, unless instructed by an official of the event or the police. Competitors may only enter a special stage through the start and exit through the finish.

9.4.3 Unless a lower limit is indicated by traffic signs or by written instructions in the Road Book or in a bulletin, the maximum speed on special stages during reconnaissance is:

- All special stages except SS 8 and SS15: 90 kms
- Super Special Stage (SSS 8): 70 kms
- Super Special Stage (SS 15) : 50 kms

9.4.4 Excessive speed during reconnaissance will incur a fine to be applied by the Clerk of the Course. (Art. 34.2 2021 FIA WRC Sporting Regulations)

9.4.5 The fitting or carrying of radar detection equipment is not permitted.

9.5 Reconnaissance of SSS8 and SSS15

For each crew, the reconnaissance of the super special stage will be limited to a maximum of 2 complete laps to the circuit. In any case, the time used for each crew for the reconnaissance of SSS8 and SSS15 is limited to 10 minutes.

9.6 Participation in Reconnaissance Only

Any driver holding the appropriate international licence and not entered in the rally may apply to take part in reconnaissance of all special stages. The regulations must be respected in their entirety. The Organiser must approve the application.

A Reconnaissance Registration Form can be found in Rally Guide 2 and on www.rallydeportugal.pt/. The fee for taking part in Reconnaissance only is € 2.000.

10. ADMINISTRATIVE CHECKS

10.1 Documents to be presented:

Administrative checks will be done online.

Before the event, all required documents as per these regulations must be scanned and sent to the organiser by using the following address: acpmotorsport@acp.pt

Competitors are required to return signed entry form when collecting all event materials (reconnaissance and rally) as per schedule, given in Art. 3 Programme.

At the virtual Administrative Checks, the following documents will be visually checked, and the entry form details verified:

- Competitor's licence
- Driver's and Co-driver's competition licences
- Driver's and Co-driver's valid driving licences
- Driver's and Co-driver's passports or identification
- ASN authorisation, for all foreign competitors and /or drivers
- Car registration papers
- Car insurance cover certificate
- Car owner authorisation to participate in the rally (if not one of the crew members)

10.2 Timetable

FIA P1 and P2 drivers (by appointment)

Tuesday, 18 May: 08.00h / 12.00h

FIA P3 & P4 and non-Priority drivers (at same time of reconnaissance registration)

Monday, 17 May: 15.00h / 21.00h (*schedule to be published in a bulletin*).

11. SCRUTINEERING, SEALING AND MARKING

See article 31 of 2021 FIA WRC Sporting Regulations.

11.1 Venue and timetable

Wednesday, 19 May

- 08.00h / 13.00h: Scrutineering and component sealing for WRC P1 & P2 (*by appointment*)
Venue: EXPONOR (*exact location will be informed in Rally Guide 2*).
- 15.00h / 23.00h: Scrutineering and component sealing for P3 & non-Priority drivers (*individual times to be confirmed in a bulletin*).
Venue: EXPONOR (*exact location will be informed in Rally Guide 2*).

11.2 Mud flaps

Fitting of transversal mud flaps (all wheels) is mandatory in conformity with Appendix J, Article 252-7.7.

11.3 Windows

The use of silvered or tinted films is authorised on rear side windows and the rear windows only. Silvered or tinted films fitted on side windows must have:

- an opening equivalent to a circle of 70mm diameter in order to allow the occupants / content of the car to be seen.



11.4 FIA Safety Tracking Device

In accordance with article 53.2.1 of 2021 FIA WRC Sporting Regulations all competitors must make provisions in their rally cars for the installation of the **FIA Safety Tracking Device** and the emergency button.

The system may be collected either by the crew or a representative and must be installed before the car is brought to scrutineering. For installation instructions see Appendix 5.

No deposit will be collected for the rally safety tracking equipment but all the damage caused will be invoiced afterwards.

The FIA Safety Emergency Console System devices must be removed in the Final Parc Fermé and must be returned no later than 18.00 hrs to SAS truck at the Service Park.

The procedure which must be followed is available under Appendix 6.

12. OTHER PROCEDURES

12.1 Driver's Safety Briefing

The driver's safety briefing by video conference is mandatory for all drivers, excepting those who attended a similar briefing in one of the previous events of 2021 WRC.

The list of drivers required to attend the briefing and its exact location will be issued by means of a bulletin.

12.2 Shakedown

See article 36 of the 2021 FIA WRC Sporting Regulations.

All P1 and other requested drivers will be required to complete their first passage (FIA WRC, Art. 36.2.2) of Shakedown in order of Championship classification, and at an interval defined by the Clerk of the Course in consultation with FIA and WRC Promoter.

FIA P1 drivers shall complete a minimum of 3 passages in total of the Shakedown stage.

FIA P2, P3, P4 and non-Priority drivers are permitted a maximum of 3 passages in total of the Shakedown stage.

12.3 Official time used during the rally

Official time throughout the entire rally will be that of GPS (UTC time + offset to local time).

12.4 Ceremonial Start procedure and order

Date and time: 20 May 2021, 20.30h (Podium at Coimbra)

12.4.1 The suggested itinerary from the Service Park (Exponor) to the holding area located in front of the "Universidade de Coimbra", in Coimbra, will be given in Rally Guide 2.

12.4.2 Rally cars must enter the holding area according to a schedule to be published in a bulletin. A representative of the team may deliver the car.

12.4.3 Entering the holding area outside the indicated window will incur a fine of 250€.

12.4.4 The holding area will be under vigilance. Access to the holding area is limited to team members and media representatives with appropriate identification. Cars are not allowed inside the Holding area.

12.4.5 The Ceremonial Start will be given in the following order, all in one-minute interval:

Group 1 – P1 drivers in the reverse order of the start list for Section 1.

Group 2 – P2 drivers in the order of the start list for Section 1.

Group 3 – P3, P4 and all the other drivers in the order of the start list for Section 1.

Timecards will not be used.



- 12.4.6 Crew members must wear their approved overalls at the Ceremonial Start.
- 12.4.7 After the Podium procedure, each car and crew must follow the itinerary given in Rally Guide 2, until the Parc Fermé in Coimbra.
- 12.4.8 The official start of the rally will be at TC0 (Coimbra).
Between TC0 and TC0A any service may be performed only according to article 56.1.2 of the 2021 FIA WRC Sporting Regulations.

12.5 Control Procedures and Time Card Handling

GENERAL

- a. The following procedures apply and have priority over all the related provisions in the 2021 FIA WRC Sporting Regulations as far as they are in conflict. Some of the conflicting article numbers are quoted below, but without claiming to be exhaustive.
- b. Any irregularity or discrepancies regarding the below procedures will result in the application of 2021 WRC Sporting Regulations, Art. 19.3.4 and 44.2.12. It is to be noted that, as a principle, the entries recorded on the timing marshals' check-sheets shall be decisive.
- c. The complete set of Time Cards for the whole rally (including the Shakedown time cards for all drivers affected under 2021 WRC Sporting Regulations, Art. 36.2.2) will be delivered with the rally materials at administrative checks. It is imperative for all crews to carry at least all the Time Card sets for a whole day inside the car (cf. for example procedures at regrouping controls).

PASSAGE CONTROLS (2021 WRC Sporting Regulations, Art. 43)

At these controls, the marshal will simply mark the car number on his check sheet as soon as the car stops at the control, without mentioning the time of passage, and show the check sheet to the co-driver.

TIME CONTROLS

- a. The check-in procedure begins at the moment as stipulated in Art. 44.2.1 of the 2021 WRC Sporting Regulations.
- b. The check-in time corresponds to the moment at which the co-driver shows their Time card to the timekeeper through the side window (2021 WRC Sporting Regulations, Art. 44.1 and Art. 44.2.4).
- c. The appropriate timekeeper will then enter the actual time at which the card was shown on the timing tablet and write it on the check sheet (2021 WRC Sporting Regulations, Art. 44.2.5).
- d. They will then show the recorded check-in time and, in case of a Time Control followed by a special stage, the provisional special stage start time to the co-driver. The co-driver shall then enter this time on their time card (2021 WRC Sporting Regulations, Art. 44.2.5).

SPECIAL STAGE START

- a. At the start line, the co-driver shows the timekeeper the time card through the side window. The timekeeper then either confirms this provisional start time or shows a different start time on his check sheet.
- b. This new time, if any, shall then be recorded as actual start time on the time card by the co-driver (2021 WRC Sporting Regulations, Art. 48.2.3). This actual start time will also be shown on the electronic start count-down display.

SPECIAL STAGE STOP POINT

- a. The timekeeper at the stop point will show the finish time (time of the day: hour, minute, second, tenth of a second and thousands for the Power Stage) and the calculated stage time to the crew (co-driver).
- b. The co-driver shall record this time on their time card.

REGROUPING CONTROLS (2021 WRC Sporting Regulations, Art. 46)

- a. There is no need to hand in the Time Card used for the Section concerned.
- b. For regroupings during a day, the crews shall themselves record their re-start time from the regroup as instructed by the timing marshal on their new time card for the following Section of that day.
- c. In case of an overnight regroup, the crew shall themselves record their re-start time of the following day on their time card, following the publication of the start list for the section after the overnight regroup.
- d. Point b. above shall likewise be applied by the drivers concerned for the Shakedown TC/start time.

FLEXI-SERVICE

a. Flexi-Service P1 and P4 drivers

The rally official in attendance at the allocated bay will keep a check sheet and record the start of the permitted service time. **The rally official at the exit of the Service Park will keep a check sheet and record the time of the car leaving service.** The rally official at the entrance to the overnight Parc Fermé will also keep a check sheet to record the time of the car entering the Parc Fermé.

b. Flexi-Service P2, P3 and non-priority drivers

The rally official in attendance at the control Technical Zone OUT/Service IN will keep a check sheet and record the start of the permitted service time. **The rally official at the exit of the Service Park will keep a check sheet and record the time of the car leaving service.** The rally official at the entrance to the overnight Parc Fermé will also keep a check sheet to record the time of the car entering the Parc Fermé.

12.6 Start order for the rally.

The start for the following sections will be given in accordance with article 41.2 of the 2021 FIA WRC Sporting Regulations.

12.7 Starting intervals

Section	Minimum start intervals	
	FIA P1 drivers	Other drivers
1 / 2/ 3 / 4 / 5 (except SSS8 and SS15)	3 minutes	2 minutes
6 – (SS17 and SS18)	3 minutes	2 minutes (minimum)
6 – (SS19, SS20 and SS21)	3 minutes	2 minutes
7	3 minutes (minimum)	2 minutes (minimum)

12.8 Starting system of special stages.

The standard light sequence mentioned in article 48.2 and Appendix VII, of the 2021 FIA WRC Sporting Regulations will be used, except on the SSS15 – Porto - Foz

Should this start system fail the start will be given as specified in article 48.3 of the 2021 FIA WRC Sporting Regulations.

12.9 Super Special Stage procedures and running order

SSS 8 – Lousada Will be run under Super Special Stage regulations (article 51 of the 2021 FIA WRC Sporting Regulations) and will consist of 2 laps to a circuit of approximately 1,68 km (total length of 3,36 km). The organisers reserve the right to “match” competing vehicles for the super special stage on grounds of public interest.

P1 and P2 cars will run in the reverse order of the start list.

The start will be given at two cars at the same time (in the same manner as on the other stages) on parallel positions. The cars will follow the route of the stage, changing lanes in a tunnel/bridge combination and crossing the finish line at the same position where they started.

The maximum time allowed to complete SSS 8 will be 6 minutes. Any crew who fails to complete SSS-8-within this maximum time or does not start SSS 8 will occur in the penalties laid down in article 54.2 of the 2021 FIA WRC Sporting Regulations.

If the running of SSS 8 is interrupted, this will be signalled to the drivers by showing red flags. When given this signal, the driver must immediately reduce speed and follow instructions of any marshals or other officials. Failure to comply with this rule will entail a penalty at the discretion of the Stewards.

If the super special stage is interrupted or stopped for any reason, the dispositions of article 52 of the 2021 FIA WRC Sporting Regulations will apply.

12.10 Super Special Stage procedures and running order.

SSS15 Porto-Foz - Will be run under Super Special Stages regulations (2021 WRC Sporting Regulations - Article 51). SSS15 will consist of 3 laps to a circuit approximately 1.10 km (total distance of 3.30 km).

The organisers reserve the right to “match” competing vehicles for the super special stage on grounds of public interest.

The start will be given in heats consisting of 2 or 3 cars. Cars will park before the starting line (position A on the first line, B on the second line, and C on the third line). The starting interval between cars will be 20 seconds (heats 3 cars) or 30 seconds (heats composed of 2 cars).

The departure of each car shall be given in accordance with Article 12.8 of this regulation, except that the 30-second indicator light for the start is not shown. Cars placed on the second and third lines (positions B and C) must be advance respectively to positions A and B when the car placed at it left the starting line. The instructions given by the marshals or officials and on-site service marshals should be respected.

The maximum time allowed to complete SSS15 will be 6 minutes. A crew that does not complete SSS15 within the maximum time or that does not start SSS15 will incur a penalty in accordance with Article 54.2 of the 2021 WRC Sporting Regulations.

If SSS15 is interrupted or stopped, competitors will be informed by showing Red flags. When this signal happens, the driver must immediately reduce and follow the instructions of any marshals or other officials. Failure to comply with this rule will entail a penalty at the discretion of the Stewards.

If the Super Special is interrupted or stopped for any reason, the dispositions of the article 52 of the 2021 WRC Sporting Regulations will apply.

12.11 Power Stage (SS 21– Fafe 2)

With reference to article 50.3 of the 2021 FIA WRC Sporting Regulations, SS 21 (Fafe 2) will be run as the «Wolf Power Stage».

12.12 Permitted early check-in.

Crews are authorised to check in before time without incurring any penalty at the following time controls:

- TC00A
- TC8C / TC15C (as per article 59.2.4 of the 2021 FIA WRC Sporting Regulations).

12.13 Repairs in Parc Fermé

Article 63.5 of the 2021 FIA WRC Sporting Regulations will not apply.

- in the regrouping between Sections 6 and 7 (TC 20A and TC20B)

12.14 Team personnel and Service restrictions

Article 56.2.2 of 2021 FIA WRC Sporting Regulations will not apply.:

- in the media zone before TC 20A
- in the regrouping between Sections 6 and 7 (TC 20A and TC 20B)

12.15 Service Park schedules

The schedule for each car in the service park is as follows:

- 19 minutes before the first SS following an overnight regroup.
- 44 minutes between two groups of stages
- 49 minutes at the end of sections 3 & 5
- 14 minutes prior to the finish.

12.16 Car wash facilities

See article 56.2.1 of the 2021 FIA WRC Sporting Regulations.

An official car wash facility will be available before TC3A / TC 8A/ TC 11A / TC15A / TC21A.

The exact location of the car wash facilities will be shown in the road book.

12.17 On-board cameras

See article 18.1 of the 2021 FIA WRC Sporting Regulations.

12.18 Finish procedures

The competition element of the rally finishes at TC21D. From this point, all cars are subject to Parc Fermé rules until the Parc Fermé is opened at the instruction of the Stewards.

The exact location of the finish ceremony and prize giving will be shown in Rally Guide 2 and in the road book.

The highest National crew and WRC support championships winners will pass over the finish ramp only if they check-in at TC 21D before 15.40h.

In the event a car is not drivable for the above procedure, this must be reported to the Clerk of the Course and the crew members concerned must still attend the podium finish ceremony.

12.19 Final Parc Fermé

Provided that the results have become final and the Stewards have authorised the Parc Fermé to be opened, all cars must be removed from Parc Fermé at the latest 22.00h on Sunday, 23rd May.

Only upon presentation of the Parc Fermé pass issued at TC21D may a car be removed from the Parc Fermé by the drivers or their representatives.

12.20 Organisers' promotional activities

20 May (Thursday)

18. 45h / 19.15h- 'Meet the Crews' / Autograph Signing Session (Coimbra)

The exact location of the function and the drivers required to participate will be announced by means of a bulletin and will be subject to COVID-19 regulations.

13. IDENTIFICATION OF OFFICIALS

Officials will be identified as follows:

SS Commander	Red tabard with "Stage Commander" legend and reflective stripe
SS Safety Officer	Orange tabard with "Safety Officer" legend and reflective stripe
SS Radio Point Marshal	Yellow tabard with blue radio symbol, "Inter" legend and reflective stripe
SS Safety Marshal	Orange tabard with "Marshall" legend and reflective stripe
TC / Timekeeper Officials	Light blue tabard with "Timekeeper" legend and reflective stripe
TC / Timekeeper Chief	Light blue tabard with "Post Chief" legend and 2 reflective stripes
Doctor	INEM uniform + white tabard
Scrutineer	Black tabard with "Scrutineer" legend
CRO	Red tabard with «CRO» legend
Media Assistant	Green tabard with "Media" legend

14. PRIZES

General Classification

- 1st Two Awards
- 2nd Two Awards
- 3rd Two Awards
- 4th Two Awards
- 5th Two Awards

FIA World Rally Championship for Manufacturers

- 1st Award

FIA WRC 2 General Classification

- 1st Two Awards

FIA WRC 3 General Classification

- 1st Two Awards

Portuguese Competitors General Classification

- 1st Two Awards - Competitor and 1st driver must hold a competitor's driver's licence issued by FPAK.

Class Awards

- 1st Two Awards - Only classes with a minimum of 5 crews will be awarded.

15. FINAL CHECKS AND PROTESTS

15.1 Final checks

Post Event scrutineering will take place on Sunday, 23 May at EXPONOR (*exact location will be informed in Rally Guide 2*).

Cars subject to final checks (decision by the Stewards and announced to the competitor concerned at the finish TC) must have one representative of the competitor as well as mechanics and proper equipment (in case of dismantling) present at the final checks.

15.2 Protest deposit

15.2.1 The protest deposit is: € 1.000 (or the equivalent in dollars at the rate of the day) and must be paid in cash or by credit card. If paid by credit card any reimbursement will be made through FIA Administration.

15.2.2 Deposit

If the protest requires dismantling and reassembly of a clearly defined part of the car, any additional deposit may be specified by the Stewards in accordance with the art. 13.4.3 of the FIA – International Sporting Code.

15.3 Appeal deposit

The International Appeal Deposit is: € 6.000.



APPENDIX 1 – ITINERARY

ITINERARY (Thursday)		20.05.2021				
TC	LOCATION	SS dist.	Liaison dist.	Total dist.	Target time	First car due
	Exponor - Service OUT		0,00	0,00		
	Shakedown TC		43,92			
	Paredes (Shakedown)	4,60				
	Return to Shakedown TC		4,05	8,65	FIA P1	09:01/10:30
	...				FIAP2,P3,P4	10:30/12:30
	Exponor - Service IN		44,85	49,45	Non-priority	12:30/14:00
	Coimbra - Holding area				FIA P1	18:00/18:45
					FIA P2	18:45/19:30
					Non-priority	19:30/20:00
00	Coimbra - CEREMONIAL START					20:30
00A	Parc Fermé IN				00:10	20:40
					(V5 - 21.03.2021) Sunrise	06:12
					Sunset	20:51

Shakedown

Ceremonial Start



APPENDIX 1 - ITINERARY

ITINERARY (Friday)							21.05.2021
TC	LOCATION	SS dist.	Liaison dist.	Total dist.	Target time	First car due	
START Section 1							
0	Coimbra		0,0	0,0		06:50	
0A	Tyre Fitting Zone IN		3,93	3,93	00:10	07:00	
	Tyre Fitting Zone (Coimbra)	0,00	3,93	3,93	00:15		
0B	Tyre Fitting Zone OUT					07:15	
RZ	Refuel	0,00	3,93	3,93			
1	Distance to next refuel	50,68	90,92	141,60			
1	N236		42,02	42,02	00:50	08:05	
SS1	Lousã 1	12,35				08:08	
2	Góis		22,67	35,02	00:57	09:05	
SS2	Góis 1	19,51				09:08	
3	M508		21,38	40,89	00:57	10:05	
SS3	Arganil 1	18,82				10:08	
3A	Arganil - regroup & technical zone IN		8,78	27,60	00:35	10:43	
3B	Regroup OUT / Tyre Fitting Zone IN				00:30	11:13	
	Tyre Fitting Zone (Arganil)	50,68	90,92	141,60	00:15		
3C	Tyre Fitting Zone OUT					11:28	
RZ	Refuel	50,68	90,92	141,60			
2	Distance to next refuel	50,68	104,72	155,40			
4	N236		51,74	51,74	01:00	12:28	
SS4	Lousã 2	12,35				12:31	
5	M543		22,67	35,02	00:57	13:28	
SS5	Góis 2	19,51				13:31	
6	M508		21,38	40,89	00:57	14:28	
SS6	Arganil 2	18,82				14:31	
	Arganil		8,93	27,75			
RZ	Refuel	50,68	104,72	155,40			
3	Distance to next refuel	18,16	213,28	231,44			
7	Felgueira		58,37	77,19	01:24	15:55	
SS7	Mortágua	18,16				15:58	
	Lousada		163,84	182,00			
RZ	Refuel	18,16	213,28	231,44			
4	Distance to next refuel	3,36	48,36	51,72			
8	Lousada		163,94	182,10	02:15	18:13	
SS8	Lousada (SSS)	3,36				19:03	
8A	Technical Zone IN		48,26	51,62	00:47	19:50	
8B	Technical Zone OUT - Flexi Service IN				00:10	20:00	
	Flexi Service A (Exponor)	122,88	465,14	588,02	00:49		
8C	Flexi Service OUT - Parc Fermé IN					24:00	
	<i>All cars must be returned to Parc Fermé no later than</i>					24:00	
	Friday totals	122,88	465,14	588,02			
					(V5 - 21.03.2021)	Sunrise	06:11
						Sunset	20:52

Section 1

Section 2

Section 3



APPENDIX 1 – ITINERARY

ITINERARY (Saturday)							22.05.2021
TC	LOCATION	SS dist.	Liaison dist.	Total dist.	Target time	First car due	
START Section 4							
8D	Parc Fermé OUT - Service IN		0,0	0,0		06:15	Section 4
Service B (Exponor)		0,00	0,00	0,00	00:19		
8E	Service OUT Exponor					06:34	
RZ	Refuel	3,36	48,36	51,72			
5	Distance to next refuel	43,01	109,05	152,06			
9	N103		93,84	93,84	01:29	08:03	
SS9	Vieira do Minho 1	20,64				08:08	
10	Veiga		11,33	31,97	00:57	09:05	
SS10	Cabeceiras de Basto 1	22,37				09:08	
	Airfield		3,88	26,25			
RZ	Refuel	43,01	109,05	152,06			
6	Distance to next refuel	37,92	121,47	159,39			
11	Mondim de Basto		39,81	62,18	01:13	10:21	
SS11	Amarante 1	37,92				10:24	
11A	Regroup & Technical Zone IN		85,54	123,46	01:41	12:05	
11B	Regroup OUT - Service IN				00:15	12:20	
Service C (Exponor)		80,93	230,52	311,45	00:44		
11C	Service OUT Exponor					13:04	
RZ	Refuel	37,92	121,47	159,39			
7	Distance to next refuel	43,01	109,05	152,06			
12	N103		93,84	93,84	01:29	14:33	
SS12	Vieira do Minho 2	20,64				14:38	
13	Veiga		11,33	31,97	00:57	15:35	
SS13	Cabeceiras de Basto 2	22,37				15:38	
	Airfield		3,88	26,25			
RZ	Refuel	43,01	109,05	152,06			
8	Distance to next refuel	41,22	126,23	167,45			
14	Mondim de Basto		39,81	62,18	01:13	16:51	
SS14	Amarante 2	37,92				16:54	
15	Foz do Douro		78,94	116,86	01:49	18:43	
SS15	Porto - Foz (SSS)	3,30				19:03	
15A	Technical Zone IN		11,36	14,66	00:20	19:23	
15B	Technical Zone OUT - Flexi Service IN				00:10	19:33	
Flexi Service D (Exponor)		84,23	235,28	319,51	00:49		
15C	Flexi Service OUT - Parc Fermé IN						
All cars must be returned to Parc Fermé no later than						24:00	
Saturday totals		165,16	465,80	630,96			
					(V5 - 21.03.2021)	Sunrise	06:10
						Sunset	20:53



APPENDIX 1 - ITINERARY

ITINERARY (Sunday)						23.05.2021
TC	LOCATION	SS dist.	Liaison dist.	Total dist.	Target time	First car due
START Section 6 - Exponor						
15D	Parc Fermé OUT - Service IN		0,00	0,00		05:45
Service E (Exponor)		0,00	0,00	0,00	00:19	
15E	Service OUT Exponor					06:04
RZ 9	Refuel	41,22	126,23	167,45		
	Distance to next refuel	47,04	149,01	196,05		
16	Sta, Quitéria		63,63	63,63	00:56	07:00
SS16	Felgueiras 1	9,18				07:08
17	Montim		13,57	22,75	00:42	07:50
SS17	Montim 1	8,75				07:53
18	Ruivães		8,45	17,20	00:34	08:27
SS18	Fafe 1	11,18				08:30
19	Sta, Quitéria		45,07	56,25	01:23	09:53
SS19	Felgueiras 2	9,18				09:56
20	Montim		13,57	22,75	00:42	10:38
SS20	Montim 2	8,75				10:41
20A	Fafe - Regroup IN		4,72	13,47	00:29	11:10
20B	Fafe - Regroup OUT Fafe				00:45	11:55
RZ 10	Refuel	47,04	149,01	196,05		
	Distance to next refuel	11,18	102,23	113,41		
21	Ruivães		8,42	8,42	00:15	12:10
SS21	Fafe 2 (Power Stage)	11,18				12:18
21A	Technical Zone IN		86,06	97,24	01:25	13:43
21B	Technical Zone OUT - Service IN				00:10	13:53
Service F (Exponor)		58,22	243,49	301,71	00:14	
21C	Service OUT					14:07
21D	Parc Fermé IN - FINISH (Matosinhos)		7,75	7,75	00:13	14:20
Sunday totals		58,22	251,24	309,46		
						Sunrise 06:09
						Sunset 20:53

TOTALS OF THE RALLY				
	SS	Liaison	Total	% SS
Friday - 8 SS	122,88	465,14	588,02	20,90%
Saturday - 7 SS	165,16	465,80	630,96	26,18%
Sunday - 6 SS	58,22	251,24	309,46	18,81%
Total - 21 SS	346,26	1182,18	1528,44	22,65%

(V5 - 21.03.2021)



APPENDIX 2 - RECONNAISSANCE SCHEDULE

Reconnaissance Day 1

Tuesday, 18.05.2021

Group A FIA P1 / P2 / P3		Allowed time	SS km	SS km x2	Finish 1 > > Start 2	To next SS	Total km
Exponor - Service Park						176,38 (SS 1/4)	176,38
SS 1/4	Lousã	08:00 / 10:00	12,35	24,70	6,61	22,67 (SS 2/5)	53,98
SS 2/5	Góis	09:00 / 12:00	19,51	39,02	20,87	21,38 (SS 3/6)	81,27
SS 3/6	Arganil	10:00 / 13:00	18,82	37,64	18,93	58,51 (SS7)	115,08
SS 7	Mortágua	12:00 / 15:00	18,16	36,32	17,23	147,40 (shakedown)	200,95
Shakedown	Paredes	14:00 / 17:00	4,60	9,20	4,05	21,65 (SS 8)	34,90
SS 8	Lousada	14:30 / 18:00	3,36	3,36		56,74 (SS15)	60,10
SS 15	Porto - Foz	15:30 / 20:00	3,30	2,20		11,26 (Exponor)	13,46
							736,12

Group B Non-Priority		Allowed time	SS km	SS km x2	Finish 1 > > Start 2	To next SS	Total km
Exponor - Service Park						176,38 (SS 1/4)	176,38
SS 1/4	Lousã	10:00 / 12:00	12,35	24,70	6,61	22,67 (SS 2/5)	53,98
SS 2/5	Góis	11:00 / 14:00	19,51	39,02	20,87	21,38 (SS 3/6)	81,27
SS 3/6	Arganil	12:00 / 15:00	18,82	37,64	18,93	58,51 (SS7)	115,08
SS 7	Mortágua	14:00 / 17:00	18,16	36,32	17,23	147,40 (shakedown)	200,95
Shakedown	Paredes	16:00 / 19:00	4,60	9,20	4,05	21,65 (SS 8)	34,90
SS8	Lousada	16:30 / 19:30	3,36	3,36		56,74 (SS15)	60,10
SS 15	Porto - Foz	17:30 / 20:00	3,30	2,20		11,26 (Exponor)	13,46
							736,12

Reconnaissance Day 2

Wednesday, 19.05.2021

Group A FIA P1 / P2 / P3		Allowed time	SS km	SS km x2	Finish 1 > > Start 2	To next SS	Total km
Exponor - Service Park						93,84 (SS 9/12)	93,84
SS 9/12	Vieira do Minho	07:30 / 10:00	20,64	41,28	21,25	11,33 (SS 10/13)	73,86
SS 10/13	Cabeceiras de Basto	08:30 / 11:30	22,37	44,74	3,81	39,81 (SS 11/14)	88,36
SS 11/14	Amarante	10:00 / 14:00	37,92	75,84	49,75	48,62 (SS 16/19)	174,21
SS 16/19	Felgueiras	12:00 / 14:30	9,18	18,36	4,55	13,57 (SS 17/20)	36,48
SS 17/20	Montim	13:00 / 15:30	8,75	17,50	9,61	8,45 (SS 18/21)	35,56
SS 18/21	Fafe	13:45 / 16:15	11,18	22,36	14,15	85,96 (Exponor)	122,47
							624,78

Group B Non-Priority		Allowed time	SS km	SS km x2	Finish 1 > > Start 2	To next SS	Total km
Exponor - Service Park						63,63 (SS 16/19)	63,63
SS 16/19	Felgueiras	07:30 / 10:00	9,18	18,36	4,55	13,57 (SS 17/20)	36,48
SS 17/20	Montim	08:30 / 11:00	8,75	17,50	9,61	8,45 (SS 18/21)	35,56
SS 18/21	Fafe	09:15 / 11:45	11,18	22,36	14,15	28,51 (SS 9/12)	65,02
SS 9/12	Vieira do Minho	11:00 / 14:00	20,64	41,28	21,25	11,33 (SS 10/13)	73,86
SS 10/13	Cabeceiras de Basto	12:00 / 15:00	22,37	44,74	3,81	39,81 (SS 11/14)	88,36
SS 11/14	Amarante	13:30 / 17:00	37,92	75,84	49,75	85,44 (Exponor)	211,03
							573,94

V2.(19.01.2021)

APPENDIX 3 – NAMES AND PHOTOGRAPHS OF CROs AND THEIR ITINERARY



PEDRO ORTIGÃO

Cellphone: TBC
Email: TBC



TBC

Cellphone: TBC
Email: TBC

During the period from 17th to 24th May 2021

Competitors' Relations Officers can be contacted via phone, SMS, WhatsApp and e-mail.
All contacts will be published at Rally Guide.

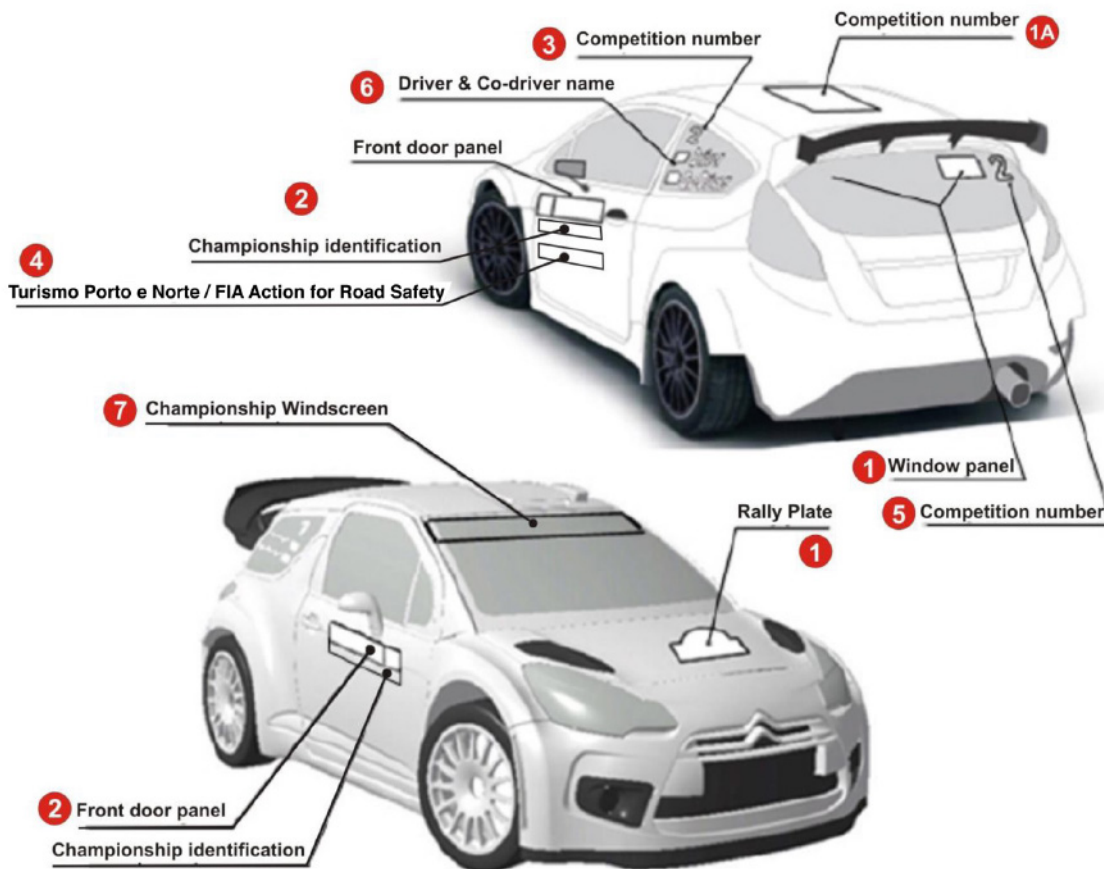
Schedule of the Competitors Relations Officers

(tbc)

APPENDIX 4 – DECALS AND POSITIONNING OF ORGANISER'S ADVERTISING

- | | |
|---|--|
| <ul style="list-style-type: none"> 1 Front plate (43 x 21,5 cm) <li style="padding-left: 20px;">Rear plate (30 x 10 cm) 1A Roof plate (50 x 52 cm) 2 Two front door panels (67 X 17 cm) 3 Rear side windows nrs (25 cm high) 4 Opcional advertising (41 x 17 cm) 5 Rear window nr (14 cm high) 6 Driver & Co-Driver's names 7 Championship windscreen identification 8 Space up to 08X28cm on each corner of the vehicle, close to the wheels | <p>Advertising</p> <p>Rally de Portugal / Vodafone</p> <p>ACP</p> <p>Rally de Portugal / Vodafone</p> <p>Rally de Portugal / Vodafone</p>
<p>Turismo do Centro / Turismo do Porto e Norte / BP / ACP</p> |
|---|--|

See art. 29.5.1 WRC Sporting Regulations 2021



APPENDIX 5 – Drivers' Safety Equipment - FIA ISC, Appendix L

All competitors are reminded of Appendix L of the FIA International Sporting Code, in particular its Chapter III – Drivers' Equipment. These regulations apply to Shakedown as well.

Helmets (Appendix L, Chapter III, Art. 1)

Priority 1 drivers and their co-drivers must wear helmets according to the FIA standard 8860-2018 or 8860-2018-ABP.

All other crews must wear crash helmets homologated to one of the following FIA standards:

- 8858-2002 or 8858-2010 (Technical List N° 41),
- 8859-2015 (Technical List N° 49),
- 8860-2010 (Technical List N° 33) or
- 8860-2018 or 8860-2018-ABP (Technical List N° 69)

Drivers and co-drivers who wear full-face helmets must contact the FIA Medical Delegate or the Chief Medical Officer in order to carry out a test before the start of the event. This test is described in the Appendix L, Chapter III, Art. 1.3.

Frontal Head Restraint (FHR, Appendix L, Chapter III, Art. 3)

All crews must use FIA approved FHR systems homologated to FIA standard 8858.

Approved FHRs, anchorages and tethers are listed in Technical List N° 29.

See also helmet compatibility chart in Appendix L, Chapter III, Art. 3.3.

Flame-resistant clothing (Appendix L, Chapter III, Art. 2)

All drivers and co-drivers must wear overalls as well as gloves (optional for co-drivers), long underwear, a balaclava, socks and shoes homologated to the FIA 8856-2000 standard (Technical List N° 27) or 8856-2018 (Technical List N° 74). **For Priority 1 drivers and their co-drivers, the wearing of equipment homologated to the FIA 8856-2018 standard is obligatory.** Please pay special attention to the prescriptions of Art. 2 concerning embroidery and printing on flame-resistant clothing (manufacturer certificates etc.) **as well as concerning the correct wearing of the clothing elements!** See also the **2021 FIA WRC Sporting Regulations, Article 53.1.**

Biometric Devices (Appendix L, Chapter III, Art. 2.1)

Drivers may wear a device to collect biometric data during racing.

- If the biometric device is integrated into a protective garment homologated to FIA Standard 8856, the garment shall be homologated to FIA Standards 8856 and 8868-2018.
- If the biometric device is a stand-alone device, then the device must be homologated to FIA Standard 8868-2018 only. This device must be worn in addition to the garment homologated to FIA Standard 8856.

Wearing of jewellery (Appendix L, Chapter III, Art. 5)

The wearing of jewellery in the form of body piercing or metal neck chains is prohibited during the competition and may therefore be checked before the start.

LINKS:

FIA International Sporting Code and appendices: <https://www.fia.com/regulation/category/123>
FIA Technical Lists: <https://www.fia.com/regulation/category/761>



SAS Fitting Kit Manual – RALLY CAR



Welcome

This manual is provided as a guide for the installation of the WRC Tracking System Kit, for competition vehicles only. Care should be taken when considering the location of components with regard to electrical cabling and fire suppression systems already installed in the vehicle. Please check always that the components of your kit are as requested.

Table of Contents

1. Tracking Unit Kit Components	3
2. Power Supply.....	3
3. Connection Diagram	3
4. Tracking Unit Dimensions	4
5. Tracking Unit Mounting	5
6. Antenna Installation	6
6.1 External Antenna Installation	7
6.2 Internal Antenna Installation	8
7. Contact.....	8

1. Tracking Unit Kit Components & Steps

The WRC Tracking System Kit includes:

- WRC Tracking Installation and Fitting Kit Instruction Sheet;
- 3-in-1 antenna with leads;
- Internal radio antenna with lead;
- 6 – 24v wiring loom with plug;
- Mount, to be bolted to tunnel;
- Adjustable mount connector/knuckle.



(Contents may differ slightly to image shown)

WRC tracking system fitment steps:

1. Mount SAS tracker;
2. Fit external & internal antennas, running leads to the WRC tracker;
3. Fit wiring loom, ensuring that a solid 9 to 28 volts is supplied;
4. Connect all antenna connections, make sure they are tight using an 8mm spanner;
5. Apply power.

2. Power Supply

WRC tracking system requires a reliable power supply from 9 to 28 volts DC. We recommend a 5 amp (Max) blade type or similar quality fuse is used at the battery supply end of the WRC tracking system power lead.

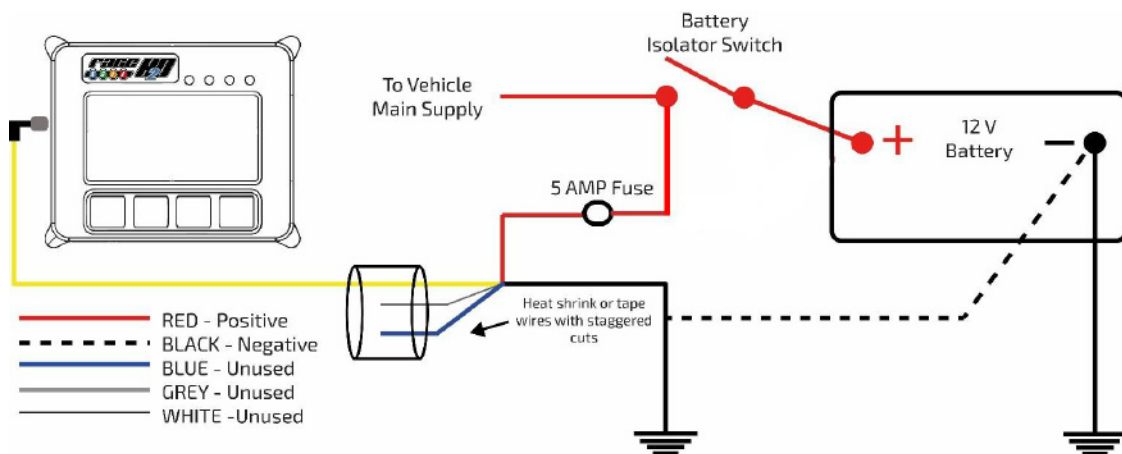
Zero volts or battery negative can be picked up at any suitable earthing point providing the isolation switch does not switch the negative side of the battery.

The WRC tracking system unit has an internal battery that is kept charged via the car's power supply. It acts as a reserve supply to power the unit in the case of an accident where a car's power supply is interrupted (e.g. car battery smashed or dislodged).

Note: The tracking device should only be powered once it is placed in its final position in the vehicle; this ensures accelerometers are calibrated correctly.

3. Connection Diagram

The 6-24v wiring loom, includes five wires. The white blue and grey wires must be stagger cut and heat shrunk or taped back so they cannot short to ground or to each other. Red and black are used as follows:

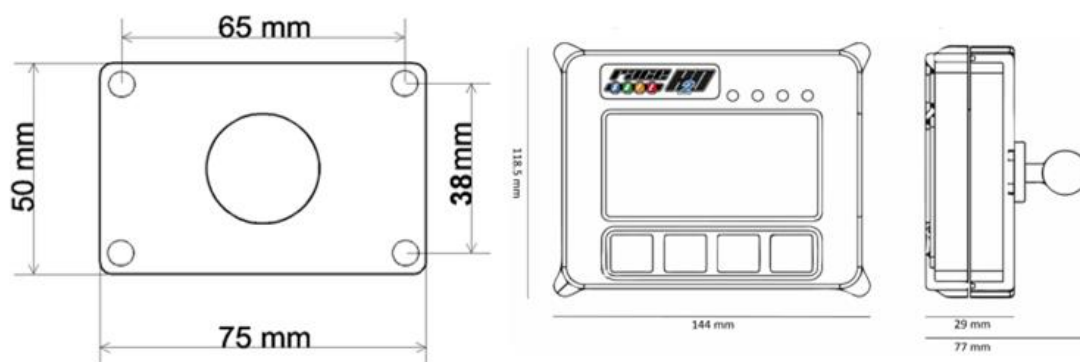


RALLYSAFE 12V WIRING DIAGRAM

During installation, the wiring loom should be routed away from the engine compartment, Ignition or Alternator wiring.

300 mm of Power Supply Wiring Loom is required to be available for connection to the WRC Tracker Unit at the mounted position.

4. Tracking Unit Dimensions



5. Tracking Unit Mounting

The preferred location and mounting for the WRC tracking system unit is a RAM style 50mm x 75mm flat base with ball, bolted through the tunnel with four **M6** Bolts.

It should be in a central, protected location on the central tunnel in front of the seats and both easily visible and accessible by both the driver and co-driver/nav.

Care should be taken when considering the location of the Mounting Point with regard to electrical cabling and fire suppression systems installed in the vehicle.

Photographs of mounting and positioning can be seen in Fig.1 and Fig.2 respectively.

Alternatively, the WRC tracking system unit can be mounted in a central protected location on the vehicle dashboard that is easily visible and accessible by both the driver and co-driver.

Mounting is a Ram style 50mm x 75mm flat base with ball, bolted with four **M6** bolts through the dashboard and a compulsory 3mm backing plate measuring no less than 145mm x 120mm



Figure 1. 25mm rubber ball securely attached to the tunnel



Figure 2. The WRC tracking unit mounted onto the 25mm rubber ball mount and connected through the RallySafe connector

6. Antenna Installation

All leads on both external and internal antennas must run on the inside of all roll cage bars. This is to stop cable crushing on impact.

Antenna must not be mounted within 200 mm of any high frequency antenna's or cabling

The preferred route is to go down from the antenna, underneath the closest part of the roll cage (roof cross or main hoop), follow that along to the roof hoop, then go down the inside A pillar to the unit. Please allow 200mm clearance of high frequency antenna or cabling

Any excess cable must be run so that the cable is not bent any tighter than a 100mm radius. We recommend running it across the underside of the dash and back (do not coil in tight loops).

Cables must be tied neatly along the whole installation all the way to the unit so they can't be accidentally caught or dislodged.

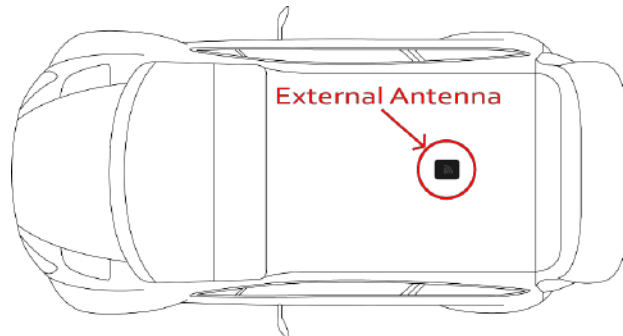
All this will be checked at scrutineering and you may be required to fix it before your car can pass.

Note: All antenna connections need to be firmly tightened with an 8mm spanner.

6.1. External Antenna

The antenna is mounted through a 12mm hole in a central location on the ROOF of the vehicle, rear of the main roll bar hoop, allowing the cabling to pass through the roof and follow the cage bars back to the unit location. The antenna is a fully watertight unit, which seals against the roof surface.





Antenna leads are connected as follows (There may be variations with the type and number of leads).

1. The 2 UHF leads, colour-coded **Blue**, is connected to the terminal labelled "UHF" on the WRC unit (Right Hand Thread). Terminals are located of the rear of the unit and/or colour-coded Blue.
2. The Satellite Communication antenna lead is connected to the center or rear terminal labelled "IRI" (Left Hand Thread). It may also be colour-coded **Yellow** (this may be not marked on the 2-in-1 antenna).
3. The GPS antenna lead labelled "GPS", is connected to the terminal labelled "GPS" on the WRC unit (Right Hand Thread). Terminals may be on the side or rear of the unit and/or colour-coded **Green**.
4. GSM, has a small stick antenna supplied with the WRC unit, and is connected to corresponding terminal labelled "GSM" on the WRC unit (Left Hand Thread). The terminal is located on the rear of the unit and/or colour-coded **Red**.

6.2. Internal Antenna

The Internal Antenna should be placed on the inside of the ROOF in a clear uncluttered area, with a 200mm radius clear of any bar work or solid metal object. The internal antenna has a magnetic base with double-sided tape for adhesion. The cable is then run to the WRC unit. Please keep cable on the inner side of the roll cage pipework so as not to be crushed in the event of an accident.




Figure 3. The internal antenna must be at least 200mm away from any roll cage components

7. Contact Us

For assistance, please contact the RallySafe Support Team by emailing: support@rallysafe.com.au

Product Disclaimer

"This manual, the specifications, and the material contained in it, as released by Status Awareness Systems and RallySafe, is for the purpose of information only. Due to continuous ongoing development, information and specifications may change at any time without notice. SAS, and the companies that have contributed to it, shall not be liable for any use of the manual or information supplied.

The material contained in this manual is protected by copyright and other types of Intellectual Property Rights. The commercial exploitation of the material contained in this specification requires a license to such Intellectual Property Rights.

This manual may be utilised or reproduced without any modification, in any form or by any means, for informational purposes only. For any other purpose, no part of the specification may be utilised or reproduced, in any form or by any means, without permission in writing from SAS.

The word RallySafe and the RallySafe logo are registered trademarks".



SAS Tracker Competitor User Manual



APPENDIX 6 – WRC TRACKER – FITTING KIT INSTRUCTIONS V1.1 and COMPETITOR USER MANUAL

Welcome

For your and other competitor’s safety, it is important that you are familiar with the use of the WRC tracking unit, herein referred to as “the unit” or “the WRC tracking unit”.

The SAS System is designed to increase competition safety by providing safety notifications to inform event management, improve response times and provide accurate and reliable event times.

The following document outlines the basic features and functions of the WRC tracking unit. Please note that the WRC Tracking unit must be fitted and connected in all competitor’s car, in accordance with the SAS Fitting Kit Manual – RALLY CAR.

Table of Contents

- 1. Powering The Unit On 3
- 2. Stage Modes 3
 - 2.1. Transport Mode 3
 - 2.2. Stage Mode..... 4
- 3. Hazard Alerts..... 6
- 4. Red Flag 8
- 5. Transport Menu 9
 - 5.1. Stage Times..... 10
 - 5.2. Manual Hazard 11
- 6. Contact Us..... 11



1. Powering The Unit On

The unit is pre-loaded with all of the stage coordinates and is activated when powered on. Please power the unit on early before the event to give it time to run checks.

When powered on the unit will display the transport mode, the details of which are specified in the Art. 2.1 of this document.

The unit does not need to be powered off at any stage during the event as it will go to sleep within a few minutes of inactivity but can be re-woken by either moving the vehicle or pressing any of the four buttons.

It is recommended that the unit is not powered off during the event, to ensure the internal battery stays fully charged for emergencies.

2. Unit Modes

The unit has two modes:

- When not in a competitive stage, the unit will be in **transport mode**, as described in 2.1.
- When in a competitive stage, the unit will go into **stage mode**, as described in 2.2.

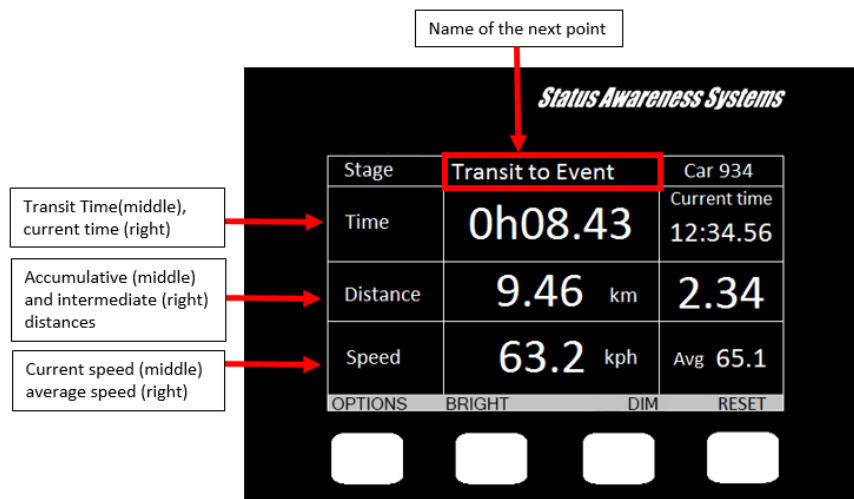
2.1. Transport Mode

SCREEN 1 – The transport mode displays from the top down the following information: the name of the next point you are travelling to, the time in transit, current time, accumulative and intermediate distances and speed, average speed.

The unit has four white physical buttons. Their functions is reported on the screen right above the button's location.

Starting from the far left button to the right, you have the following options:

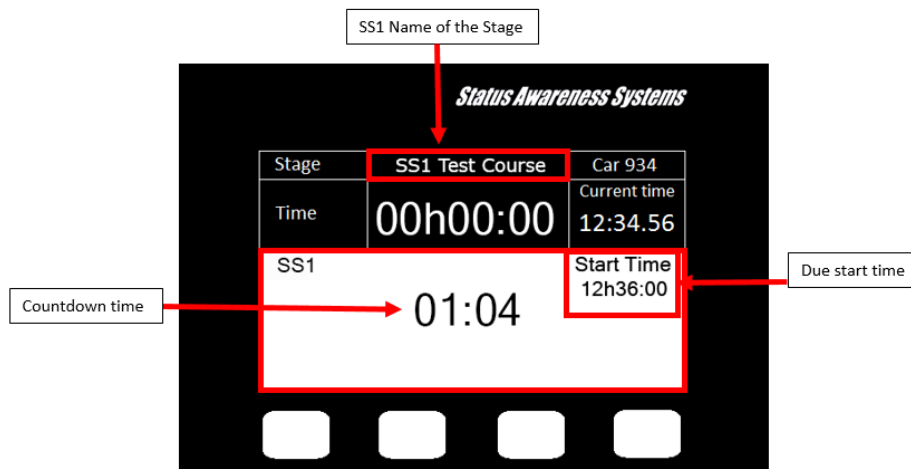
- **OPTIONS**: Operation described in 5.Transport Menu.
- **BRIGHT**: Increase the screen brightness (Note that the screen must always be clearly readable so full brightness is recommended for daytime).
- **DIM**: Decrease the screen brightness,
- **RESET**: Intermediate trip meter.



SCREEN 1. Transport Mode

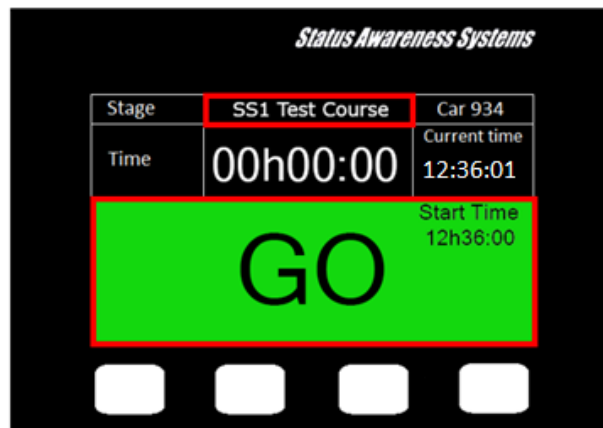
2.2. Stage Mode

SCREEN 2 – When the start official assigns each individual competitor a due start time, a countdown will display on the unit as shown in the white field below. Also shown in the white field is the stage number and the due start time.



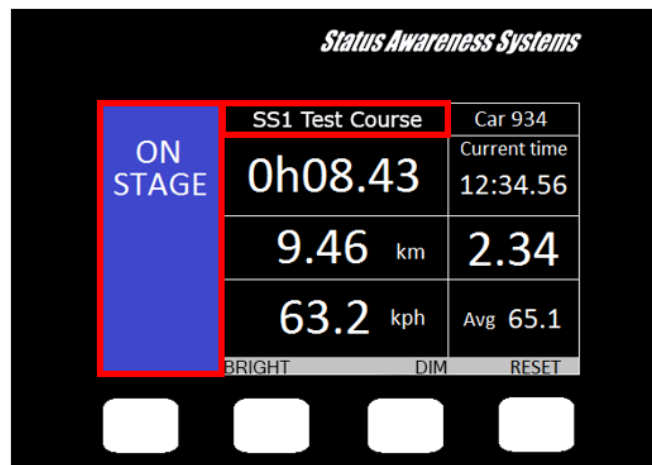
SCREEN 2. Countdown to Stage Start

SCREEN 3 – Once the start time is reached, the screen will turn green as shown below and the competitor has to proceed into stage.



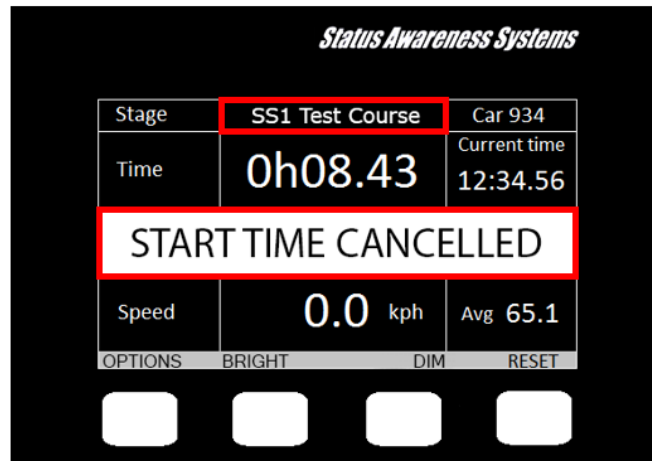
SCREEN 3. Stage Start

SCREEN 4 – Once the competitor has started the stage, the unit will automatically switch to on stage mode. The unit will start timing and the blue bar will appear on the left hand side of the screen.



SCREEN 4. Stage mode

SCREEN 5 – If the start is postponed for whatever reason and the start time is cancelled, the unit will display the message “START TIME CANCELLED”. Once it is clear to send cars again the official will re-issue a new start time.

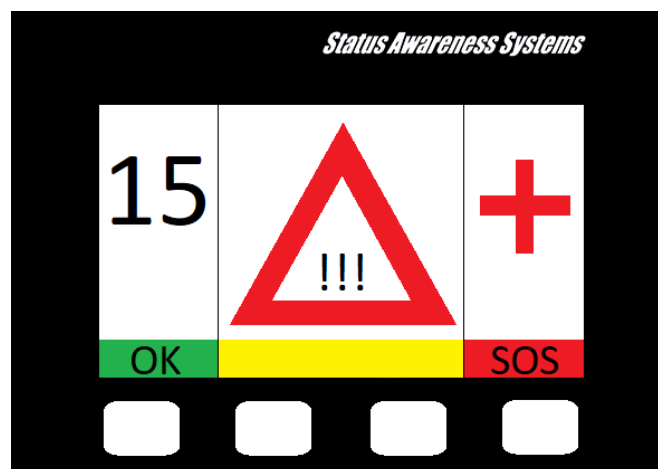


SCREEN 5. Start Time Cancelled

3. Hazard Alerts

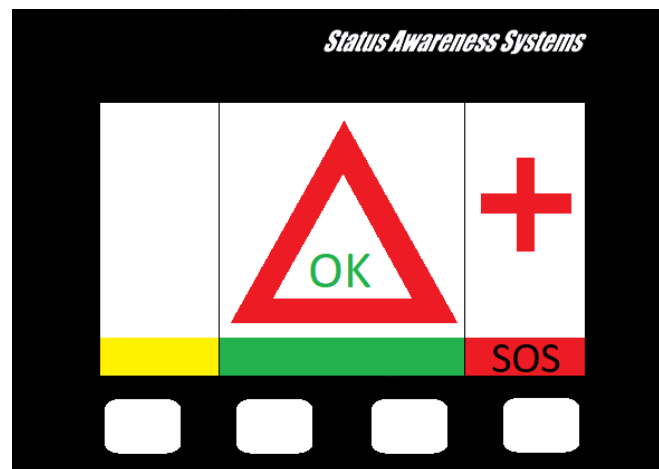
The unit's primary function is to help alert race control of incidents on the course. The incident is notified to race control with different levels of hazard depending on the severity.

SCREEN 6 – If a car stops during a stage, the unit will automatically transmit a HAZARD notification; this can either be upgraded to OK or downgraded to SOS by pressing the corresponding button to the text. A timer counts up to 60 seconds as an indication to press the "OK".



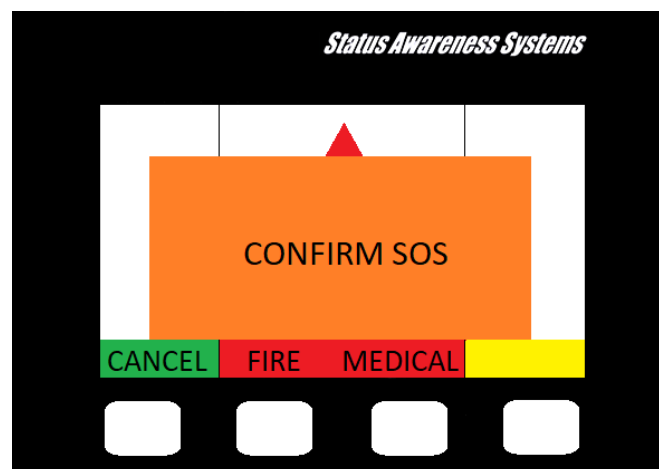
SCREEN 6. HAZARD Notification

SCREEN 7 – If you select OK after the HAZARD alert, then the following screen will appear, showing that you and the car are OK.



SCREEN 7. OK Acknowledgment

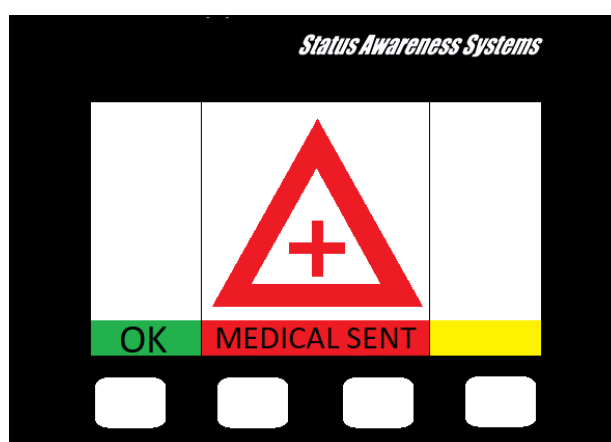
SCREEN 8 – If the manual SOS button is pressed, it must be confirmed as either a fire or medical SOS by pressing one of the two middle buttons. It can also be cancelled if pressed by mistake. If a car is involved in a High G impact, an automatic SOS message will display. If no urgent assistance is required, you can downgrade to OK by selecting the corresponding button.



SCREEN 8. Confirm Fire SOS or Medical SOS

APPENDIX 6 – WRC TRACKER – FITTING KIT INSTRUCTIONS V1.1 and COMPETITOR USER MANUAL

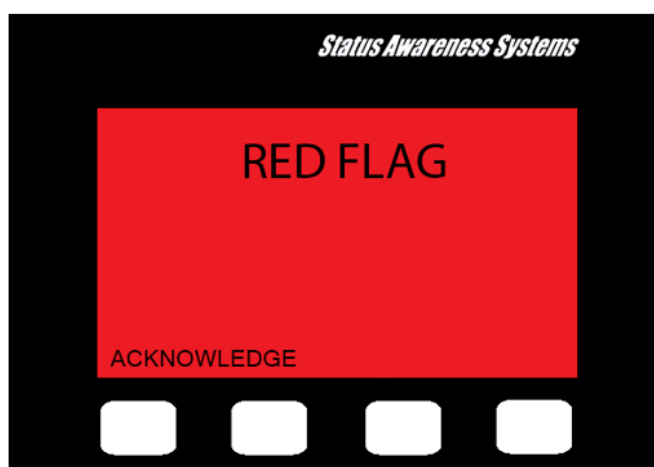
SCREEN 9 – When the SOS is confirmed, the screen 9 will display. Even once confirmed, the hazard can be changed to OK. Pressing OK will inform race control that the crew are OK and do not need medical assistance.



SCREEN 9. SOS Notification

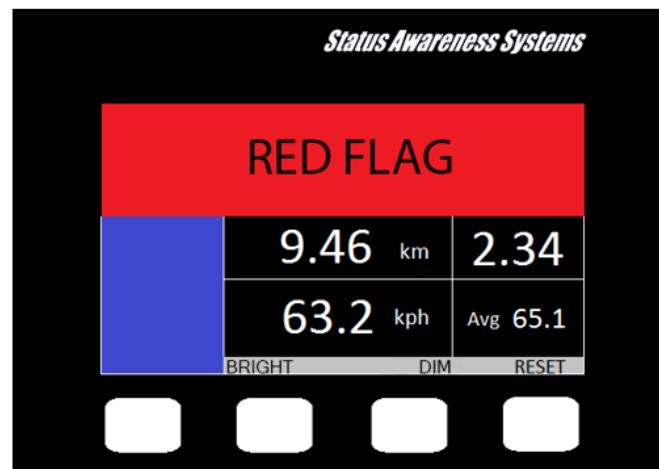
4. Red Flag

SCREEN 10 – In the case of a serious incident, a stage may be red flagged from Race Control. The red flag will display a full screen warning until it is acknowledged. To acknowledge the flag the far left button must be pressed.



SCREEN 10. RED FLAG Acknowledge

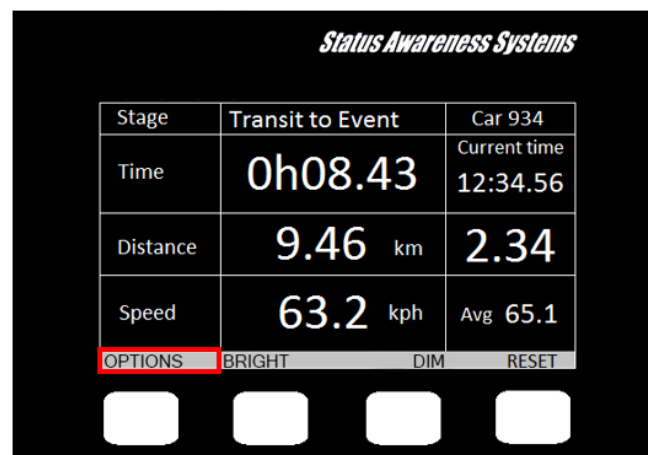
SCREEN 11 – Once the red flag has been acknowledged, normal stage functions will display with a warning still at the top of the screen.



SCREEN 11. RED FLAG in Stage Mode

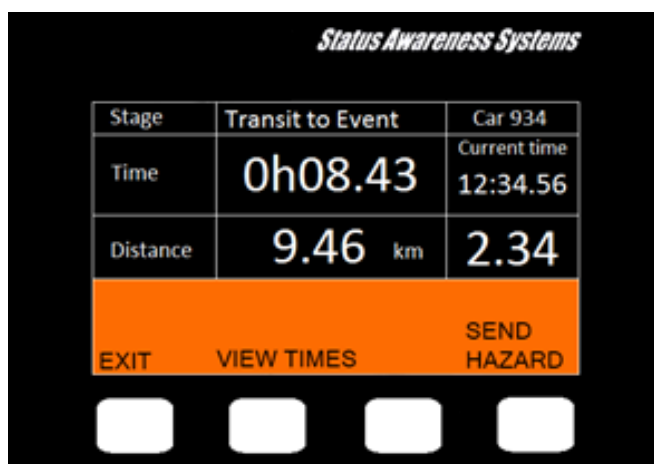
5. Transport Menu

SCREEN 12 – In transport mode, the unit has a menu that can be accessed by pressing the options button.



SCREEN 12. Transport Mode

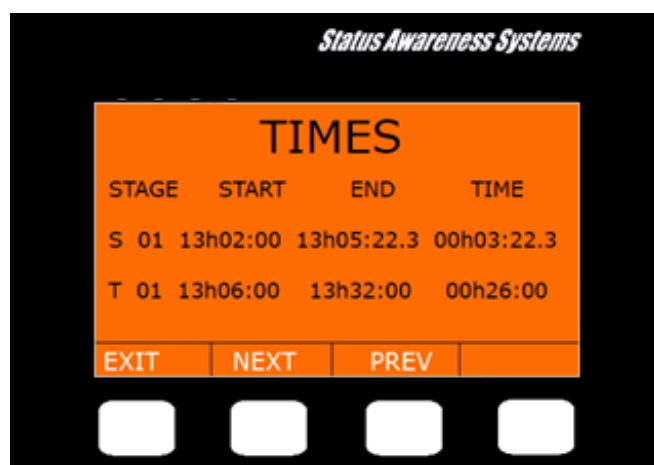
SCREEN 13 – The option menu will allow the crew to view stage times “VIEW TIMES” or send a manual hazard/SOS “SEND HAZARD”.



SCREEN 13. Transport Mode – View times/Send Hazard

5.1. Stage Times

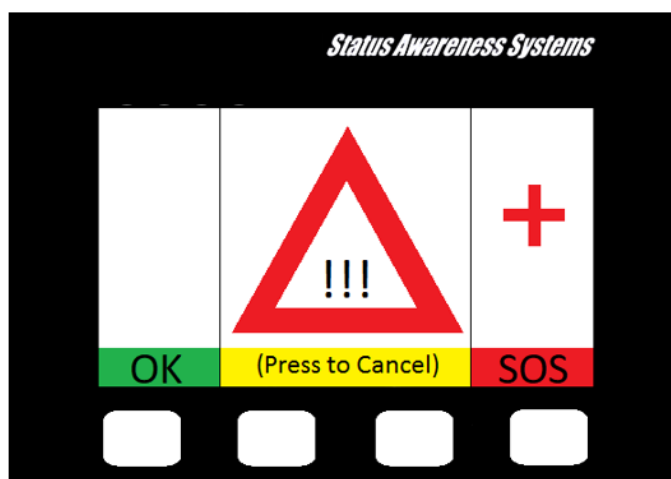
SCREEN 14 – By pressing the “VIEW TIMES” button, provisional transit and competitive stage times will display. You can select times for any of the completed stages with the next and previous buttons.



SCREEN 14. Times of completed stages

5.2. Manual Hazard

SCREEN 15 – If manual hazard is sent in transport mode, this can be upgraded or downgraded the same way as a stage hazard. If the hazard is no longer required, it can also be cancelled by pressing either of the two middle buttons “PRESS TO CANCEL”.



SCREEN 15. Manual Hazard in Transport Mode

6. Contact us

For assistance, please contact the RallySafe Support Team by emailing: info@statusas.com

Please be as descriptive as you can when describing the problem. It would help us if you provide the following information at a minimum:

- Name of event.
- Vehicle or feature affected.
- Stage of incident.
- Time of incident.
- Any additional details.



Somos a primeira marca em Portugal a compensar as emissões de carbono de todos os seus abastecimentos

Se amanhã tiver de conduzir, abasteça na bp, sabendo que as suas emissões de carbono estão a ser automaticamente compensadas através de projectos de compensação em todo o mundo.

Conduza Carbono Neutro

O melhor, todos os dias



WRC.COM

VODAFONE RALLY DE PORTUGAL



Cofinanciado por:

